

APPENDICES

LIST OF APPENDICES

APPENDIX 1:	Sport England Local Profile Tool 2014 for Stevenage
APPENDIX 2:	Individuals Survey Analysis Report
APPENDIX 3:	Students Survey Analysis Report
APPENDIX 4:	Sports Clubs Survey Analysis Report
APPENDIX 5:	Sport England Design Guidance Sports Halls Sizes
APPENDIX 6:	Sports Halls Facilities Planning Model National Run 2014 Report
APPENDIX 7:	Swimming Pools Facilities Planning Model National Run 2014 Report
APPENDIX 8:	Football Teams in Stevenage
APPENDIX 9:	Football teams outside Stevenage
APPENDIX 10:	Sport England Protecting Playing Fields Cost Sheets
APPENDIX 11:	Sports Facilities in Stevenage

APPENDIX 1
Sport England Local Profile Tool 2014 for Stevenage

The Local Sport Profile Tool 2014

The Sport England Local Sport Profile Tool is designed to help you make the best use of a wide variety of data in thinking about how you invest in sport locally. This simple tool contains locally available data on a range of topics including:



Demographics - Data relating to the demographic nature and physical geography of the area.



Health - Data on the health of the local population.



Participation - Statistics on the participation of adults in sporting and recreation activities.



Facilities - Numbers of, and ownership of, facilities in the local area and Clubmarked accredited clubs.



Economy - Data on local sport businesses, new business activity, employment and financial performance.



Comparators - Comparisons with nearest local authority statistical neighbours (based on the CIPFA model) and Core Cities.

The data can be accessed using the navigation buttons below. This page can be accessed from each section of the tool to allow for easier use.

Nearest statistical neighbours have been determined using the model developed by the Chartered Institute of Public Finance & Accountancy (CIPFA). Details of this model and the other data used in the Local Sport Profile Tool, along with any key issues to do with the data, are available on the **Data Guidance** page. This page also provides a glossary of common acronyms. The **Instructions** page, meanwhile, provides guides to carrying out common tasks - including tips on printing the Local Sport Profile.

The tool also provides local profiles for Local Enterprise Partnerships (LEPs) and provides the facility for a local authority to identify which LEP it is part of.

[Instructions](#)

[Data Guidance](#)

[LEP Identification](#)

Do you have any questions or feedback? If so, please get in touch with us:

research@sportengland.org



Stevenage - Demographic Profile



Demographics (000s)

Indicator	Stevenage			East of England			England		
	2007	2010	2013	2007	2010	2013	2007	2010	2013
Male	29.7	30.2	32.3	2,192.2	2,261.9	2,347.2	19,863.7	20,329.3	20,856.8
Female	30.4	30.4	32.9	2,314.0	2,353.5	2,429.5	20,886.9	21,252.0	21,689.0
0 to 13	14.4	14.7	15.2	942.4	958.9	978.0	8,511.6	8,686.7	8,856.7
14 to 15	2.3	2.2	2.0	143.9	143.9	142.9	1,304.0	1,274.1	1,273.5
16 to 19	3.5	2.3	5.4	282.9	280.8	269.4	2,648.2	2,611.6	2,478.2
20 to 24	5.7	6.1	6.9	328.2	351.6	353.8	3,379.7	3,527.3	3,581.8
25 to 34	14.8	15.8	9.1	684.3	705.5	766.0	6,600.7	6,799.1	7,303.7
35 to 49	15.4	16.8	15.9	1,250.9	1,253.9	1,238.4	11,266.9	11,238.4	10,944.1
50 to 64	11.4	9.5	15.5	1,048.0	1,067.7	1,097.6	9,070.3	9,289.2	9,454.1
65+	9.4	10.2	12.5	911.8	955.8	1,051.5	7,780.6	8,115.6	8,772.7
White	54.9	55.1	56.0	4,219.6	4,302.9	4,425.5	36,463.0	36,917.2	37,346.8
Non-White	5.2	5.5	9.2	283.7	309.1	346.3	4,257.3	4,624.4	5,151.1
Both DDA & work-limiting	5.6	3.7	3.8	329.2	350.2	443.9	3,449.9	3,576.7	4,408.6
DDA only disabled	2.7	2.2	5.9	165.1	213.8	593.4	1,612.7	1,748.3	4,693.4
Work-limiting only disabled	1.3	2.1	1.6	103.0	131.8	141.0	976.7	1,100.7	1,156.5
Not disabled	41.2	42.3	53.9	2,994.5	2,963.9	3,598.3	26,922.0	27,040.2	32,287.2
Total (16+)	60.2	60.6	65.2	4,506.0	4,615.4	4,776.7	40,750.2	41,581.3	42,545.8

Source: Annual Population Survey; ^ 0 to 13 and 14 to 15 population: Mid-Year Population Estimates. Year: 2007, 2010 & 2013

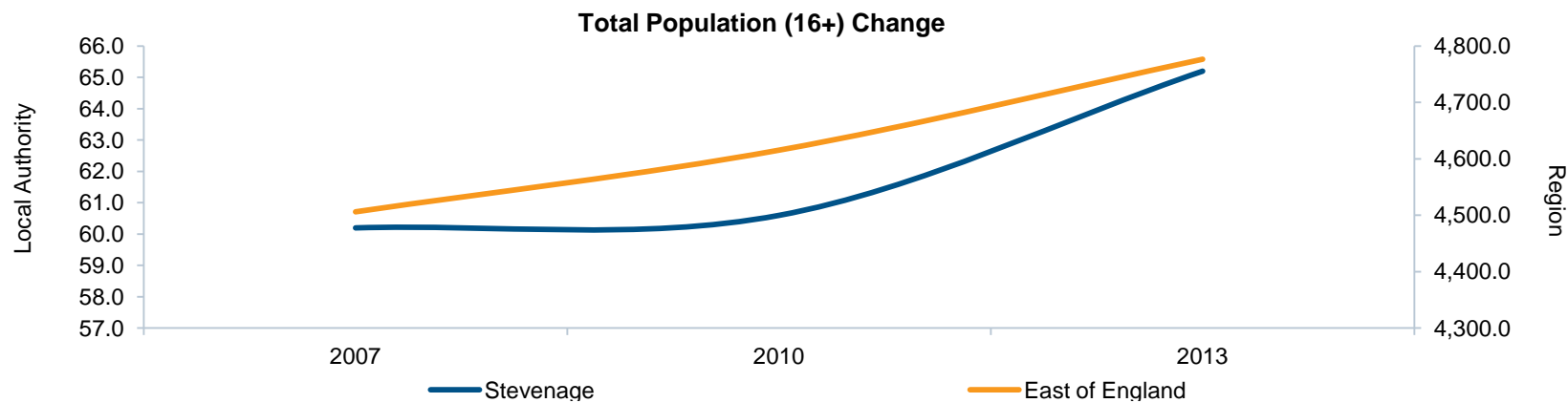
Measure: Number of adult residents by gender, age, ethnicity and disability

NB: * indicates that data has been suppressed due to sample size

[For more information click here](#)

[For more information on suppressed values click here](#)

Demographics



Demographics - proportions

Indicator	Stevenage			East of England			England		
	2007	2010	2013	2007	2010	2013	2007	2010	2013
Male	49.3%	49.8%	49.5%	48.7%	49.0%	49.1%	48.7%	48.9%	49.0%
Female	50.5%	50.2%	50.5%	51.4%	51.0%	50.9%	51.3%	51.1%	51.0%
16 to 19	5.8%	3.8%	8.3%	6.3%	6.1%	5.6%	6.5%	6.3%	5.8%
20 to 24	9.5%	10.1%	10.6%	7.3%	7.6%	7.4%	8.3%	8.5%	8.4%
25 to 34	24.6%	26.1%	14.0%	15.2%	15.3%	16.0%	16.2%	16.4%	17.2%
35 to 49	25.6%	27.7%	24.4%	27.8%	27.2%	25.9%	27.6%	27.0%	25.7%
50 to 64	18.9%	15.7%	23.8%	23.3%	23.1%	23.0%	22.3%	22.3%	22.2%
65+	15.6%	16.8%	19.2%	20.2%	20.7%	22.0%	19.1%	19.5%	20.6%
White	91.2%	90.9%	85.9%	93.6%	93.2%	92.6%	89.5%	88.8%	87.8%
Non-White	8.6%	9.1%	14.1%	6.3%	6.7%	7.2%	10.4%	11.1%	12.1%
Both DDA & worklimiting	9.3%	6.1%	5.9%	7.3%	7.6%	9.3%	8.5%	8.6%	10.4%
DDA only disabled	4.5%	3.6%	9.0%	3.7%	4.6%	12.4%	4.0%	4.2%	11.0%
Work-limiting only disabled	2.2%	3.5%	2.5%	2.3%	2.9%	3.0%	2.4%	2.6%	2.7%
Not disabled	68.4%	69.8%	82.6%	66.5%	64.2%	75.3%	66.1%	65.0%	75.9%
Total (16+)	100.0%	100.0%	100.0%	100.0%	100.0%	100.0%	100.0%	100.0%	100.0%

Source: Annual Population Survey; ^ 0 to13 and 14 to 15 population: Mid-Year Population Estimates. Year: 2007, 2010 & 2013

Measure: Proportion of adult population broken down by gender, age, ethnicity and disability

[For more information click here](#)

NB: * indicates that data has been suppressed due to sample size

[For more information on suppressed values click here](#)

Demographics

Unemployment as a proportion of economically active (000s)

Geography	Unemployed (000s)	Economically active (000s)	Unemployment Rate
Stevenage	2.4	41.7	5.6%
East of England	201.2	3,033.6	6.6%
England	2,143.0	26,592.7	8.1%

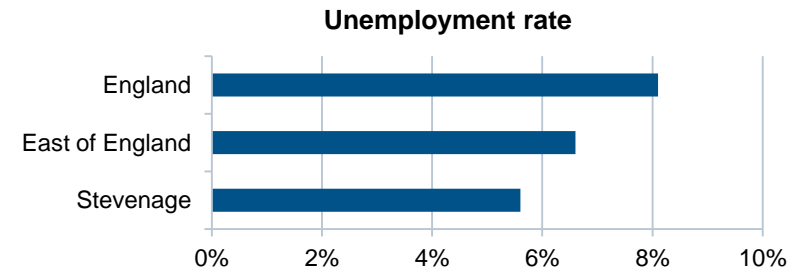
Source: Annual Population Survey Year: 2013

Measure: Number and proportion of economically active adults who are unemployed and actively seeking work

[For more information click here](#)

NB: * indicates that data has been suppressed due to sample size

[For more information on suppressed values click here](#)



Short and long term unemployment

Duration of unemployment	Unemployed (000s)	Proportion		
	Stevenage	Stevenage	East of England	England
Short term (less than 6 months)	1.0	39.3%	51.4%	46.9%
Long term (6 months or more)	1.5	60.7%	48.6%	53.1%

Source: Annual Population Survey Year: 2013

Measure: Number and proportion of adult population who are unemployed and actively seeking work, by duration of current period of unemployment

[For more information click here](#)

NB: * indicates that data has been suppressed due to sample size

[For more information on suppressed values click here](#)

Deprivation as measured by the Index of Multiple Deprivation

Geography	Deprivation 2010
Score in Stevenage	16.76
Rank in East of England (out of 56)	17
Rank in England (out of 353)	183

Source: Department for Communities and Local Government Year: 2010

Measure: Index of multiple deprivation and rank in region and nation

[For more information click here](#)

16-18 year olds not in education, employment or training (NEET)

Geography	Number	NEET rate
Hertfordshire	1,720	4.5%
East of England	10,830	5.6%

Source: DfE Year: End 2012

Measure: Number and proportion of 16-18 year olds who are not in education, employment or training

[For more information click here](#)

Demographics

Adult population (16+) by Gross Income (000s)

Gross Income	Stevenage	East of England	England	% Region	% Nation
£9,999 or below	6.5	712.4	6,820.1	0.9%	0.1%
£10,000 - £19,999	14.1	1,052.3	9,986.7	1.3%	0.1%
£20,000 - £28,999	13.7	737.4	6,764.3	1.9%	0.2%
£29,000 - £40,999	8.6	649.2	5,445.8	1.3%	0.2%
£41,000 or above	9.1	616.6	4,999.7	1.5%	0.2%
Amount not specified	13.1	1,008.8	8,529.2	1.3%	0.2%
Total (16+)	65.2	4,776.7	42,545.8	1.4%	0.2%

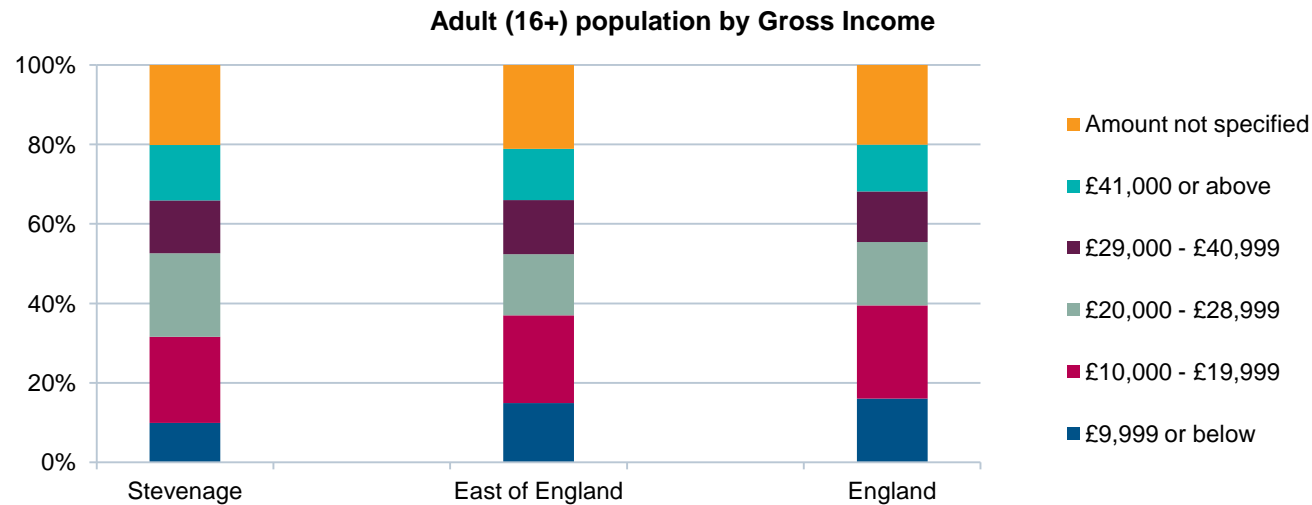
Source: Annual Population Survey, Year: 2013

Measure: Proportion of adult population broken down by salary band

[For more information click here](#)

NB: * indicates that data has been suppressed due to sample size

[For more information on suppressed values click here](#)



Demographics

Adult population (16+) by Highest Qualification (000s)

Qualification Level	Stevenage	East of England	England	% Region	% Nation
Degree or equivalent	13.2	976.5	9,295.5	1.4%	0.1%
Higher education	5.9	334.3	3,116.5	1.8%	0.2%
GCE A-level or equiv.	12.4	923.2	8,229.2	1.3%	0.2%
GCSE A*-C or equiv.	13.2	1,003.9	8,015.7	1.3%	0.2%
Other qualifications	5.5	408.2	3,729.0	1.3%	0.1%
No qualification	6.2	416.2	3,900.5	1.5%	0.2%
Total (16+)	56.4	4,087.5	36,677.7	1.4%	0.2%

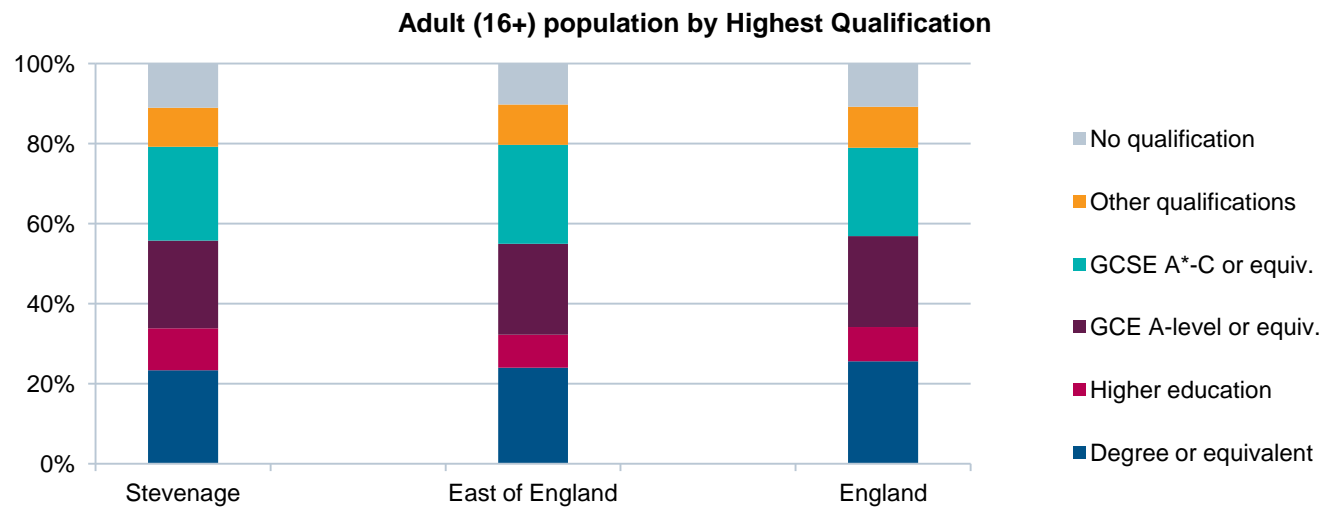
Source: Annual Population Survey, Year: 2013

Measure: Proportion of adult population broken down by highest qualification attained

[For more information click here](#)

NB: * indicates that data has been suppressed due to sample size

[For more information on suppressed values click here](#)



Demographics

Population projections by local authority area (2011-2017) (000s)

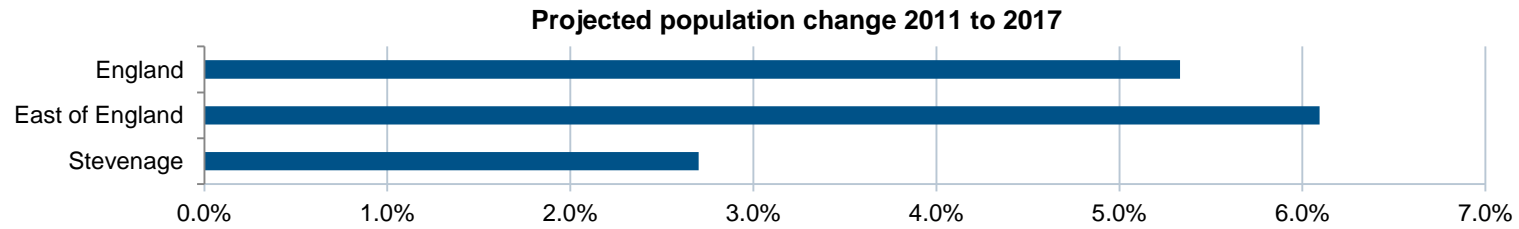
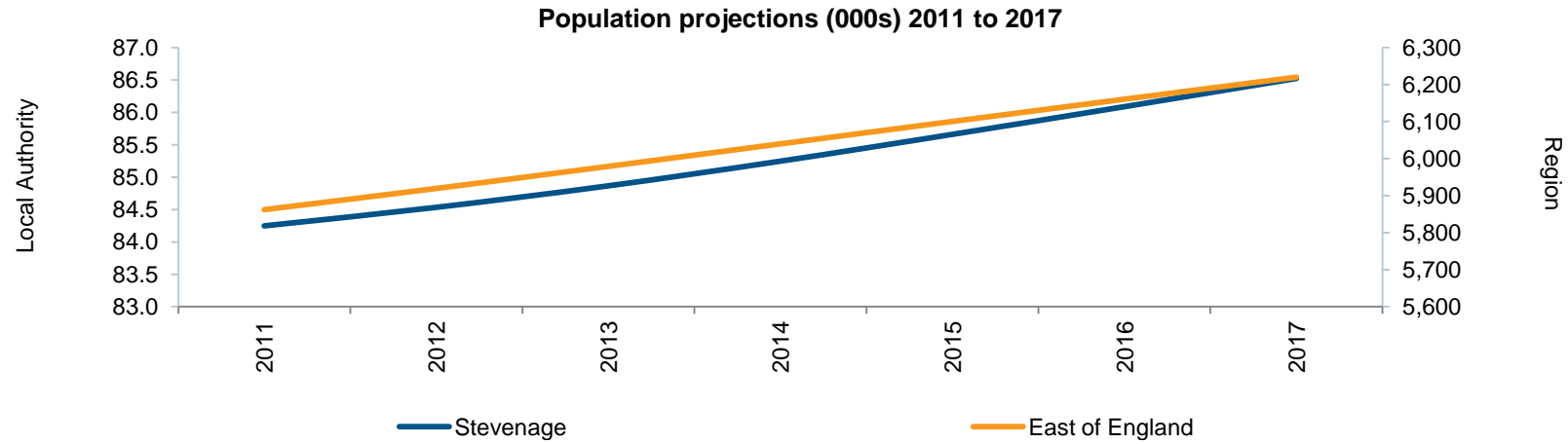
Indicator	Stevenage							Chg 11-17	% Chg
	2011	2012	2013	2014	2015	2016	2017		
Male	41.6	41.8	42.0	42.2	42.4	42.6	42.8	1.2	2.9%
Female	42.6	42.7	42.9	43.1	43.3	43.5	43.7	1.1	2.5%
0-4	6.0	6.1	6.1	6.3	6.4	6.4	6.4	0.4	6.4%
5-9	4.5	4.7	4.9	5.2	5.3	5.5	5.6	1.1	24.8%
10-14	5.0	5.2	5.3	5.4	5.6	5.7	5.8	0.8	16.0%
15-19	5.0	4.9	4.9	4.9	4.8	4.9	5.1	0.0	0.9%
20-24	5.7	5.4	5.2	5.0	5.0	4.8	4.7	-1.0	-16.9%
25-29	5.4	5.4	5.4	5.4	5.2	5.2	5.0	-0.4	-7.4%
30-34	6.1	6.2	6.2	6.3	6.4	6.4	6.5	0.4	7.0%
35-39	5.8	5.9	6.1	6.1	6.2	6.2	6.3	0.5	9.1%
40-44	5.6	5.4	5.3	5.4	5.4	5.6	5.7	0.1	1.6%
45-49	6.4	6.2	6.0	5.7	5.6	5.4	5.3	-1.1	-17.5%
50-54	6.8	6.8	6.6	6.5	6.3	6.1	6.0	-0.9	-12.7%
55-59	5.8	6.0	6.2	6.3	6.4	6.5	6.5	0.7	11.5%
60-64	4.1	4.0	3.9	4.0	4.0	4.2	4.3	0.2	4.9%
65-69	3.3	3.6	3.7	3.8	3.9	3.8	3.7	0.4	10.9%
70-74	2.7	2.7	2.8	2.8	2.9	3.1	3.4	0.6	23.5%
75-79	2.5	2.5	2.5	2.5	2.5	2.4	2.4	-0.1	-3.3%
80-84	1.9	1.9	1.9	1.9	2.0	2.0	2.0	0.1	4.3%
85-89	1.0	1.1	1.1	1.1	1.2	1.2	1.3	0.2	19.5%
90+	0.5	0.5	0.6	0.6	0.6	0.6	0.7	0.1	28.4%
Stevenage	84.2	84.5	84.9	85.2	85.7	86.1	86.5	2.3	2.7%
East of England	5,862.4	5,919.6	5,979.2	6,039.8	6,100.3	6,160.3	6,219.7	357.3	6.1%
England	53,107.2	53,585.5	54,068.4	54,548.6	55,022.7	55,486.6	55,938.2	2,831.0	5.3%

Source: Subnational Population Projections. Year: 2011-based.

Measure: Projected population and forecasted percentage change in time period.

[For more information click here](#)

Demographics





Stevenage - Health Profile



Obesity levels in adults and children

Geography	Overweight Adults		Childhood Obesity	
	No. (000s)	Rate	Number	Rate
Stevenage	40.9	62.7%	126	16.4%
East of England	3,109.6	65.1%	9,434	17.2%
England	27,135.4	63.8%	94,307	19.2%

Source: Department of Health: Year: 2012/13 (Adults) 2011/12 (Children)

Measure: Number and proportion of adults who are overweight or obese; number and proportion of children who are obese

[For more information click here](#)

Mapping participation and obesity

Maps of modelled medium super output area data for participation in sport and active recreation (3x30) and obesity for the local authority area can be accessed at:

<https://public.sportengland.org>

Local Health Profiles

Public Health England's 2013 Health profiles for local authorities can be accessed at:

http://www.apho.org.uk/default.aspx?QN=HP_FINDSEARCH2012

Life expectancy by gender

Geography	Life Expectancy	
	Male	Female
Stevenage	79.1	82.8
East of England	79.9	83.6
England	78.6	82.6

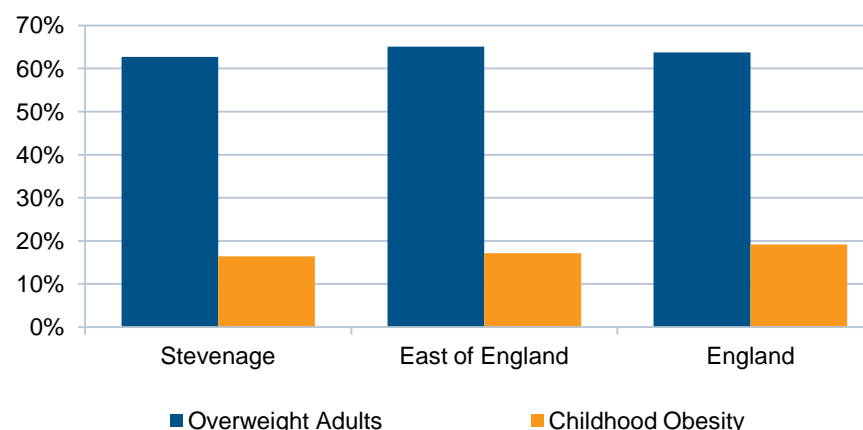
Source: Department of Health: Year: 2009-11

Measure: Life expectancy in years

[For more information click here](#)

[For more information about life expectancy where you live, click here](#)

Obesity levels in adults and children



Premature mortality

Geography	Premature deaths	
	Number	Rate per 100,000 population
Stevenage	n/a	n/a
England	451,197	350.0

Source: Public Health England: Year: 2009-11

Measure: Age-standardised mortality rate (all causes) in persons aged under 75 years. Data is available for unitary authorities only, and is not available at district level.

[For more information click here](#)

[For more information about premature mortality where you live, click here](#)

Preventable deaths by increasing levels of physical activity among 40-79 year olds

Percentage more active	Stevenage	East of England	England
25%	2	163	1,749
50%	20	1,394	13,438
75%	37	2,625	25,127
100%	55	3,856	36,815

Source: Public Health England - Health Impact of Physical Inactivity. Year: 2010

Measure: Estimated preventable deaths in persons aged 40-79, all causes, 2010

[For more information click here](#)

Health costs of physical inactivity

Disease category	Stevenage	East of England	England
Cancer lower GI e.g. bowel cancer	£74,891	£5,853,928	£67,816,189
Breast Cancer	£77,101	£5,755,887	£60,357,887
Diabetes	£244,518	£19,484,702	£190,660,420
Coronary heart disease	£651,488	£60,186,615	£491,095,943
Cerebrovascular disease e.g. stroke	£138,808	£11,718,678	£134,359,285
Total Cost	£1,186,807	£102,999,810	£944,289,723
Cost per 100,000 population	£1,457,383	£1,785,966	£1,817,285

Source: Sport England commissioned data from British Heart Foundation Health Promotion Research Group for PCTs, reworked into estimates for LAs by TBR

Year: 2009/10, Measure: Health costs of physical inactivity, split by disease type

[For more information click here](#)

Physically active and inactive adults

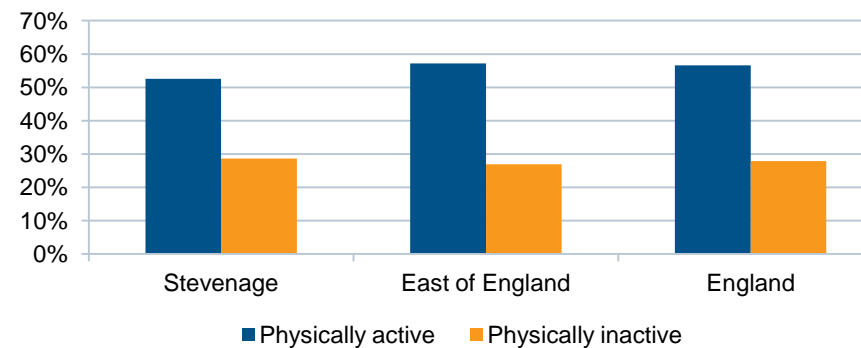
Geography	Physically active		Physically inactive	
	No. (000s)	Rate	No. (000s)	Rate
Stevenage	34.3	52.6%	18.7	28.7%
East of England	2,729.9	57.1%	1,284.2	26.9%
England	24,101.1	56.6%	11,854.5	27.9%

Source: Public Health England - Public Health Outcomes Framework. Population figures: Annual Population Survey 2012

Year: 2012/13. Measure: Number of adults (16+) doing at least 150 minutes of at least moderate intensity physical activity per week, and number doing less than 30 minutes per week.

[For more information click here](#)

Physically active and inactive adults



Local authority public health allocations

Geography	Allocation (£000s)	
	2013/14	2014/15
Hertfordshire	£34,220	£37,642
East of England	£211,310	£222,636
England	£2,661,794	£2,793,775

Source: Department of Health: Year: 2013/14, 2014/15

Measure: Ring-fenced grants for public health services. Allocations are for upper tier authorities. For district councils the county's allocation is shown.

[For more information click here](#)

Clinical Commissioning Group allocations

Geography	Allocation (£000s)	
	2013/14	2014/15
NHS East and North Hertfordshire CCG	£587,212	£607,048
n/a		
n/a		
n/a		
n/a		
n/a		
n/a		

Source: NHS. Year: 2013/14, 2014/15

Measure: 2013/14 baseline allocation, 2014/15 target allocation

[For more information click here](#)



Stevenage - Sport & Active Recreation Participation Profile



Adult (16+) Participation in Sport (at least once a week^), by year

Year	Stevenage	East of England	England
2005/06	32.9%	34.8%	34.2%
2007/08	37.1%	36.5%	35.8%
2008/09	30.0%	35.6%	35.7%
2009/10	33.5%	34.9%	35.3%
2010/11	37.0%	34.7%	34.8%
2011/12	36.3%	36.0%	36.0%
2012/13	32.6%	35.1%	35.7%

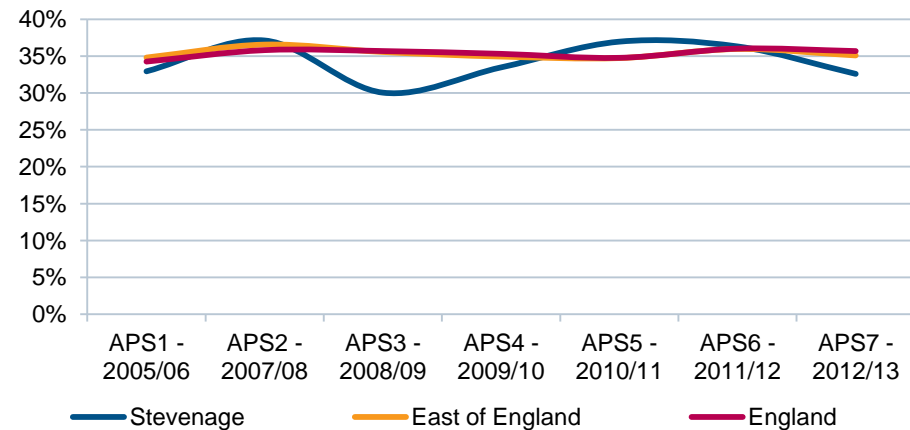
Source: Active People Survey, Year: 2005/06 (APS1), to 2012/13 (APS7)

Measure: Adult participation, aged 16+

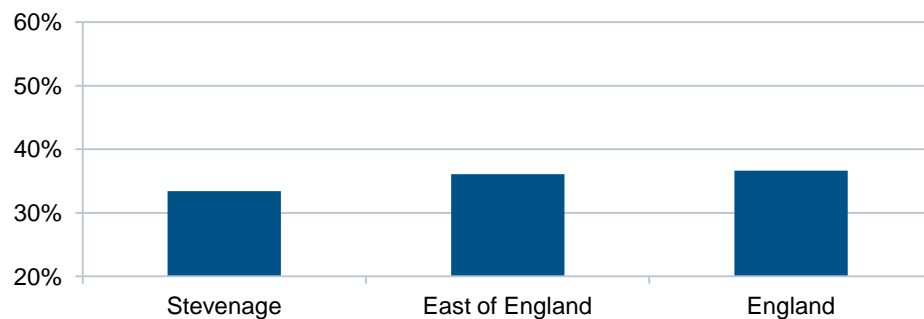
^ 1 session a week (at least 4 sessions of at least moderate intensity for at least 30 minutes in the previous 28 days)

[For more information click here](#)

Adult (16+) participation in sport at least once a week - 2005/06 to 2012/13



Adult (14+) participation in sport at least once a week, 2012/13



Adult (14+) Participation in Sport (at least once a week^)

Geography	Participation rate
Stevenage	33.4%
East of England	36.1%
England	36.7%

Source: Active People Survey, Year: 2012/13 (APS7)

Measure: Adult participation, aged 14+

^ 1 session a week (at least 4 sessions of at least moderate intensity for at least 30 minutes in the previous 28 days)

Mapping small area participation estimates

Maps of modelled local data for participation in sport and active recreation within the local authority area can be accessed on Sport England's website at:

<http://sae.sportengland.org/>

Participation

Adult (16+) Participation in Sport (at least once a week[^]), by year, and demographic breakdown

Year	Stevenage		East of England		England	
	2005/06	2012/13	2005/06	2012/13	2005/06	2012/13
All	32.9%	32.6%	34.8%	35.1%	34.2%	35.7%
Male	38.9%	36.4%	38.6%	39.9%	38.9%	40.9%
Female	27.3%	29.0%	31.2%	30.5%	29.8%	30.7%
White	33.4%	30.4%	34.8%	35.1%	34.3%	35.6%
Non-White	*	*	35.7%	35.5%	33.2%	36.3%
Limiting Disability	*	*	15.7%	20.0%	15.1%	18.5%
No Limiting Disability	36.4%	35.5%	38.1%	38.1%	37.8%	39.2%
16-25	53.8%	*	56.5%	50.4%	55.7%	53.7%
26-34	40.6%	*	46.1%	43.5%	45.2%	45.0%
35-54	34.0%	34.3%	36.5%	38.5%	35.2%	37.7%
55+	16.5%	23.3%	20.3%	22.6%	18.8%	21.3%
NS SEC 1-2	34.6%	42.5%	39.9%	41.7%	40.1%	42.1%
NS SEC 3	28.6%	*	33.7%	34.6%	32.3%	34.7%
NS SEC 4	*	*	32.9%	33.8%	32.4%	33.6%
NS SEC 5-8	29.1%	29.8%	28.7%	28.1%	26.9%	28.7%

[^] 1 session a week (at least 4 sessions of at least moderate intensity for at least 30 minutes in the previous 28 days)

Source: Active People Survey, Year: 2005/06 (APS1), to 2012/13 (APS7), Measure: Adult participation

[For more information click here](#)

NB: * indicates that data has been suppressed due to sample size

[For more information on suppressed values click here](#)

Participation

Adult (16+) Participation in Sport & Active Recreation (formerly NI8) by year, frequency and gender

Indicator	Year	Stevenage			East of England			England		
		All	Male	Female	All	Male	Female	All	Male	Female
0 days / 0x30	2005/06	52.0%	46.8%	56.8%	49.0%	45.0%	52.8%	50.0%	45.1%	54.6%
	2011/13	49.9%	47.2%	52.4%	47.2%	42.6%	51.5%	47.0%	41.9%	51.9%
1-11 days / 1-2x30	2005/06	28.5%	32.1%	25.1%	30.2%	32.2%	28.2%	28.8%	30.9%	26.7%
	2011/13	28.1%	28.1%	28.0%	29.1%	30.8%	27.4%	28.3%	29.8%	26.8%
12+ days / 3x30 - NI8	2005/06	19.6%	21.1%	18.1%	20.8%	22.8%	18.9%	21.3%	24.0%	18.7%
	2011/13	22.1%	24.7%	19.6%	23.8%	26.5%	21.1%	24.7%	28.3%	21.3%
20+ days / 5x30	2005/06	10.1%	10.6%	9.7%	11.4%	12.3%	10.5%	11.7%	13.1%	10.3%
	2011/13	12.2%	14.0%	10.5%	13.4%	14.8%	12.0%	13.8%	15.8%	11.8%

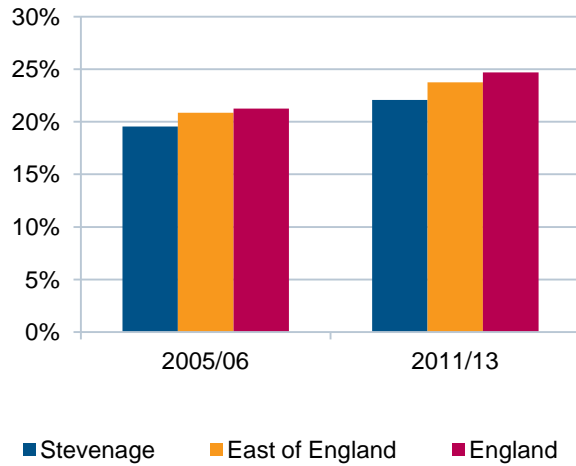
Source: Active People Survey, Year: 2005/06 (APS1), 2011/13 (APS6/7). Measure: Adult participation

[For more information click here](#)

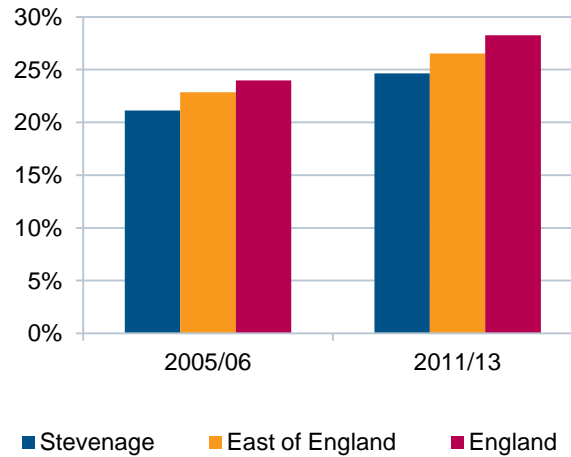
Former NI8 Key Indicator has been highlighted (i.e. 3x30 min sessions or more of moderate intensity activity a week)

Participation

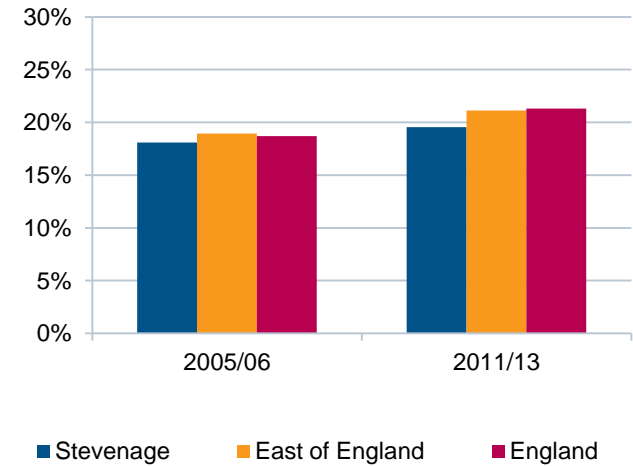
Total participation 3x30 (12 days plus)



Male Participation 3x30 (12 days plus)



Female Participation 3x30 (12 days plus)



Adult (16+) Participation in Sport & Active Recreation (formerly NI8) by year, frequency and ethnicity

Indicator	Year	Stevenage			East of England			England		
		All	White	Non white	All	White	Non white	All	White	Non white
0 days / 0x30	2005/06	52.0%	51.1%	61.3%	49.0%	48.9%	50.9%	50.0%	49.6%	54.3%
	2011/13	49.9%	51.1%	41.1%	47.2%	47.1%	46.5%	47.0%	46.7%	48.4%
1-11 days / 1-2x30	2005/06	28.5%	28.5%	*	30.2%	30.2%	29.8%	28.8%	28.9%	27.0%
	2011/13	28.1%	27.0%	*	29.1%	29.1%	30.2%	28.3%	28.2%	28.9%
12+ days / 3x30 - NI8	2005/06	19.6%	20.5%	*	20.8%	20.9%	19.3%	21.3%	21.5%	18.7%
	2011/13	22.1%	21.9%	*	23.8%	23.8%	23.3%	24.7%	25.0%	22.7%
20+ days / 5x30	2005/06	10.1%	10.4%	*	11.4%	11.4%	10.3%	11.7%	11.9%	9.7%
	2011/13	12.2%	12.2%	*	13.4%	13.5%	11.8%	13.8%	14.1%	11.3%

Source: Active People Survey, Year: 2005/06 (APS1), 2011/13 (APS6/7). Measure: Adult participation

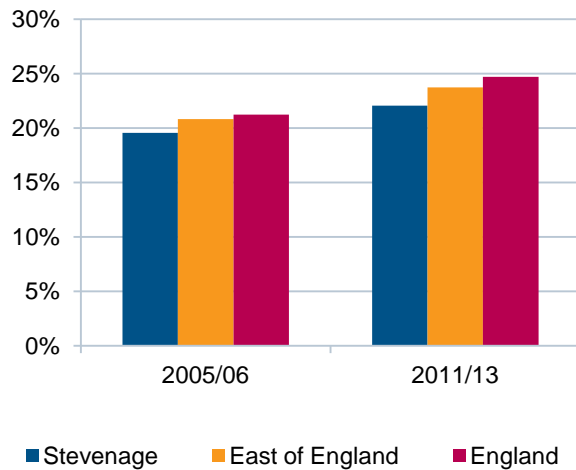
[For more information click here](#)

NB: * indicates that data has been suppressed due to sample size

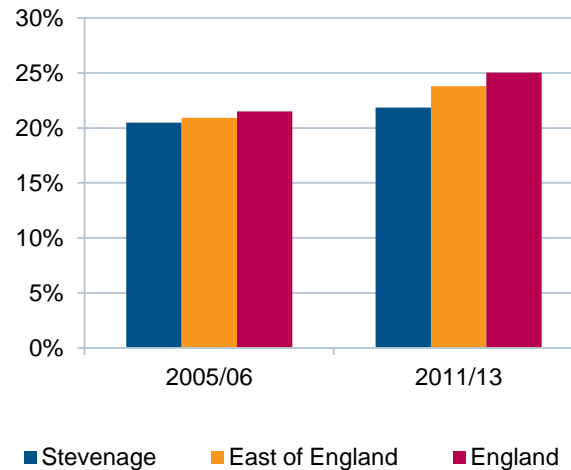
[For more information on suppressed values click here](#)

Participation

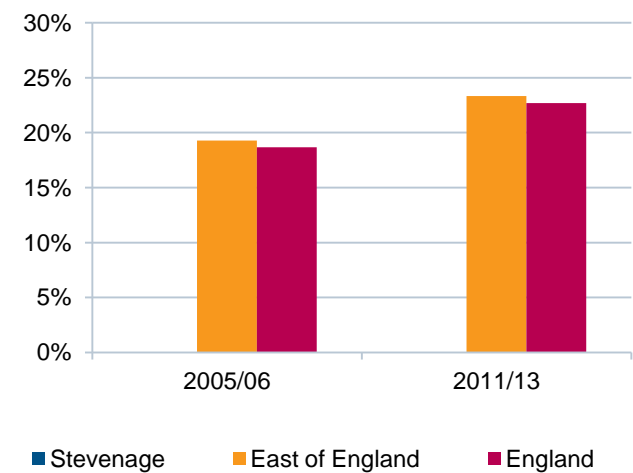
Total Participation 3x30 (12 days plus)



White Participation 3x30 (12 days plus)



Non-White Participation 3x30 (12 days plus)



Adult (16+) Participation in Sport & Active Recreation (formerly NI8) by year, frequency and disability

Indicator	Year	Stevenage			East of England			England		
		All	Limiting disability	No limiting disability	All	Limiting disability	No limiting disability	All	Limiting disability	No limiting disability
0 days / 0x30	2005/06	52.0%	74.7%	47.7%	49.0%	74.2%	44.7%	50.0%	75.7%	45.1%
	2011/13	49.9%	66.5%	46.8%	47.2%	69.5%	42.9%	47.0%	69.9%	42.5%
1-11 days / 1-2x30	2005/06	28.5%	*	31.0%	30.2%	16.3%	32.5%	28.8%	15.3%	31.3%
	2011/13	28.1%	21.6%	29.3%	29.1%	18.5%	31.1%	28.3%	17.8%	30.3%
12+ days / 3x30 - NI8	2005/06	19.6%	*	21.3%	20.8%	9.4%	22.8%	21.3%	9.0%	23.6%
	2011/13	22.1%	*	23.9%	23.8%	12.0%	26.0%	24.7%	12.2%	27.2%
20+ days / 5x30	2005/06	10.1%	*	11.0%	11.4%	5.3%	12.4%	11.7%	5.1%	12.9%
	2011/13	12.2%	*	13.1%	13.4%	6.4%	14.7%	13.8%	6.9%	15.1%

Source: Active People Survey, Year: 2005/06 (APS1), 2011/13 (APS6/7). Measure: Adult participation

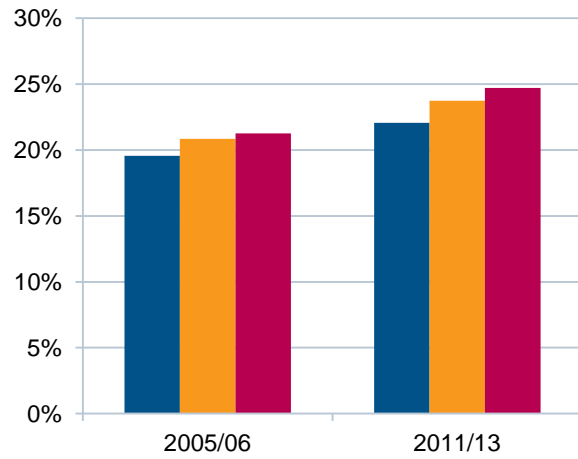
[For more information click here](#)

NB: * indicates that data has been suppressed due to sample size

[For more information on suppressed values click here](#)

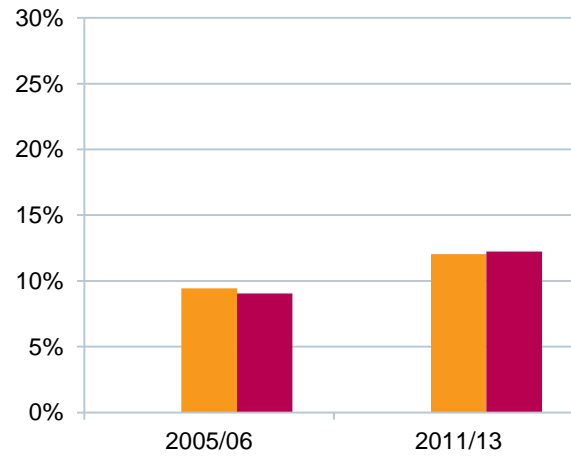
Participation

Total Participation 3x30 (12 days plus)



■ Stevenage ■ East of England ■ England

Disabled Participation 3x30 (12 days plus)



■ Stevenage ■ East of England ■ England

Non-Disabled Participation 3x30 (12 days plus)



■ Stevenage ■ East of England ■ England

Participation

Adult (16+) Participation in Sport & Active Recreation (formerly NI8) by year, frequency, age band and socio-economic class

Indicator	Year	Stevenage								
		All	16-25	26-34	35-54	55+	NS SEC 1-2	NS SEC 3	NS SEC 4	NS SEC 5-8
0 days / 0x30	2005/06	52.0%	36.1%	41.6%	48.8%	68.9%	47.2%	51.1%	46.3%	59.8%
	2011/13	49.9%	33.8%	41.4%	45.4%	69.2%	40.5%	58.2%	53.9%	55.2%
1-11 days / 1-2x30	2005/06	28.5%	34.7%	35.5%	31.1%	18.4%	31.3%	28.8%	*	23.4%
	2011/13	28.1%	30.0%	41.2%	30.2%	16.5%	31.8%	30.7%	*	24.5%
12+ days / 3x30 - NI8	2005/06	19.6%	29.3%	22.9%	20.1%	12.8%	21.2%	*	*	16.8%
	2011/13	22.1%	36.2%	*	24.4%	14.3%	27.7%	*	*	20.3%
20+ days / 5x30	2005/06	10.1%	*	*	11.1%	*	*	*	*	8.7%
	2011/13	12.2%	*	*	14.0%	*	12.4%	*	*	12.5%

Source: Active People Survey, Year: 2005/06 (APS1), 2011/13 (APS6/7). Measure: Adult participation

[For more information click here](#)

NB: * indicates that data has been suppressed due to sample size

[For more information on suppressed values click here](#)

Participation

Key Performance Indicators (KPI)

Indicator	Stevenage				East of England				England			
	2009/10	2010/11	2011/12	2012/13	2009/10	2010/11	2011/12	2012/13	2009/10	2010/11	2011/12	2012/13
KPI2^ - Proportion of the Adult Population volunteering at least one hour a week	3.8%	8.5%	*	3.7%	4.8%	8.0%	7.4%	6.8%	4.5%	7.2%	7.6%	6.0%
KPI3 - Club Membership in the last 4 weeks	23.1%	25.8%	20.4%	18.6%	24.3%	23.6%	23.7%	22.2%	23.9%	23.3%	22.8%	21.0%
KPI4 - Received tuition / coaching in last 12 mths	17.0%	16.4%	*	11.2%	18.3%	16.8%	17.4%	16.7%	17.5%	16.2%	16.8%	15.8%
KPI5 - Took part in organised competition in last 12 months	12.7%	17.6%	*	7.0%	15.3%	14.5%	15.1%	13.6%	14.4%	14.3%	14.4%	11.2%
KPI6+ - Satisfaction with local provision	77.0%	~	~	61.4%	70.2%	~	~	62.5%	69.0%	~	~	60.3%

Source: Active People Survey , Year: 2009/10-2012/13, Measure: Key Performance Indicators 2, 3, 4, 5, 6

^ - Measure changed in APS5, for more information please click the link below

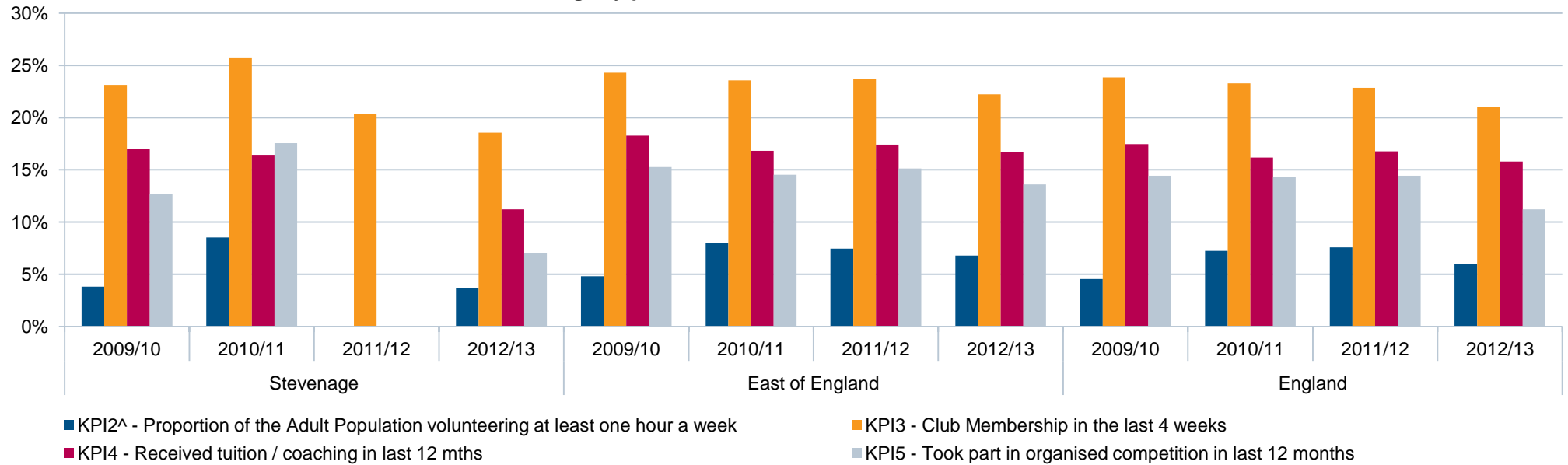
+ - KPI6 was not measured in APS 5 (2010/11) or APS6 (2011/12)

~ indicates that data is not available

[For more information click here](#)

Participation

Understanding key performance indicators - KPI2, KPI3, KPI4 and KPI5



Participation

Market segmentation

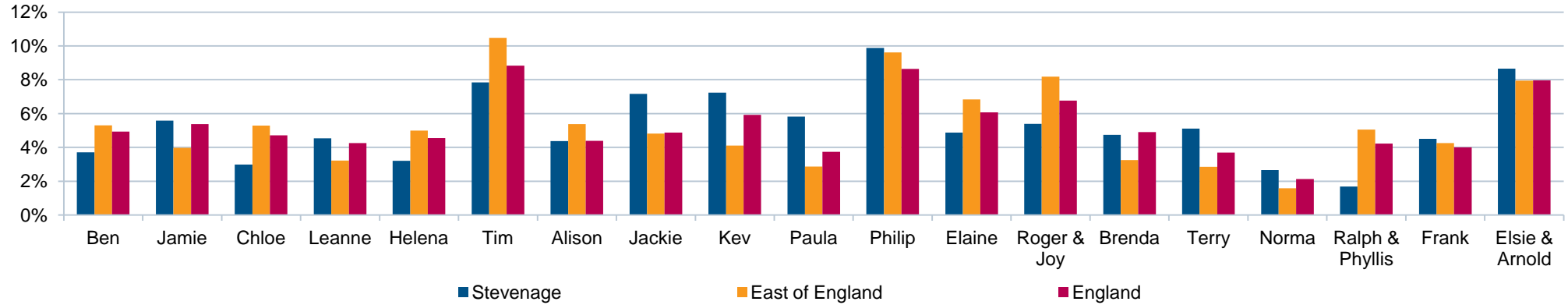
Code	Name	Description	Stevenage		East of England		England	
			Number	Rate	Number	Rate	Number	Rate
A01	Ben	Competitive Male Urbanites	2.3	3.7%	236.4	5.3%	1,989.1	4.9%
A02	Jamie	Sports Team Drinkers	3.4	5.6%	236.0	4.0%	2,162.9	5.4%
A03	Chloe	Fitness Class Friends	1.8	3.0%	236.0	5.3%	1,896.5	4.7%
A04	Leanne	Supportive Singles	2.8	4.5%	143.5	3.2%	1,711.6	4.3%
B05	Helena	Career Focused Females	2.0	3.2%	222.6	5.0%	1,829.8	4.5%
B06	Tim	Settling Down Males	4.8	7.8%	467.1	10.5%	3,554.0	8.8%
B07	Alison	Stay at Home Mums	2.7	4.4%	240.1	5.4%	1,766.4	4.4%
B08	Jackie	Middle England Mums	4.4	7.2%	215.0	4.8%	1,965.0	4.9%
B09	Kev	Pub League Team Mates	4.5	7.2%	183.4	4.1%	2,386.6	5.9%
B10	Paula	Stretched Single Mums	3.6	5.8%	128.0	2.9%	1,507.3	3.7%
C11	Philip	Comfortable Mid-Life Males	6.1	9.9%	429.2	9.6%	3,480.0	8.6%
C12	Elaine	Empty Nest Career Ladies	3.0	4.9%	304.8	6.8%	2,443.9	6.1%
C13	Roger & Joy	Early Retirement Couples	3.3	5.4%	365.2	8.2%	2,723.7	6.8%
C14	Brenda	Older Working Women	2.9	4.7%	144.8	3.2%	1,976.8	4.9%
C15	Terry	Local 'Old Boys'	3.1	5.1%	127.4	2.9%	1,484.5	3.7%
C16	Norma	Later Life Ladies	1.6	2.7%	70.3	1.6%	855.0	2.1%
D17	Ralph & Phyllis	Comfortable Retired Couples	1.0	1.7%	225.4	5.1%	1,700.2	4.2%
D18	Frank	Twilight Year Gents	2.8	4.5%	189.8	4.3%	1,612.9	4.0%
D19	Elsie & Arnold	Retirement Home Singles	5.3	8.7%	354.3	7.9%	3,206.3	8.0%
Total			61.5	100.0%	4,460.9	100.0%	40,252.4	100.0%

Source: Sport England and Experian Ltd, Year: 2010, Measure: Sport Market Segmentation

[For more information click here](#)

Participation

Comparison of Market Segmentation across geographies



Top 5 sports in local authority with regional and England comparison

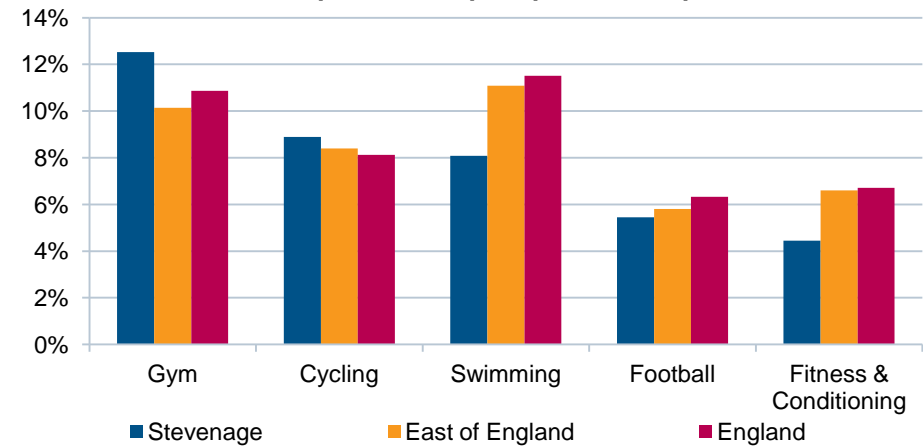
Sport	Stevenage		East of England		England	
	No. (000s)	Rate	No. (000s)	Rate	No. (000s)	Rate
Gym	8.2	12.5%	6.6	10.1%	4,622.7	10.9%
Cycling	5.8	8.9%	5.5	8.4%	3,458.9	8.1%
Swimming	5.3	8.1%	7.2	11.1%	4,896.9	11.5%
Football	3.6	5.5%	3.8	5.8%	2,689.7	6.3%
Fitness & Conditioning	2.9	4.4%	4.3	6.6%	2,854.7	6.7%

Source: Active People Survey 7, 2012/13

Measure: Participation rate of the top 5 sports and the number of adults (16+) that participate at least once per month.

[For more information click here](#)

Participation in Top 5 Sports - Comparison



Participation

Number of adults (16+) wanting to do more sport

	Stevenage		East of England		England	
	No. (000s)	Rate	No. (000s)	Rate	No. (000s)	Rate
All adults	38.7	59.4%	2,671.2	55.9%	24,447.1	57.5%
Active adults	7.4	34.8%	588.4	35.1%	5,525.0	36.4%
Inactive adults	10.8	24.6%	645.4	20.8%	5,747.1	21.0%

Source: Active People Survey 7, 2012/13

Measure: Proportion and number of adults (16+) wanting to do more sport

[For more information click here](#)

Specific Sport(s) that adults want to do most

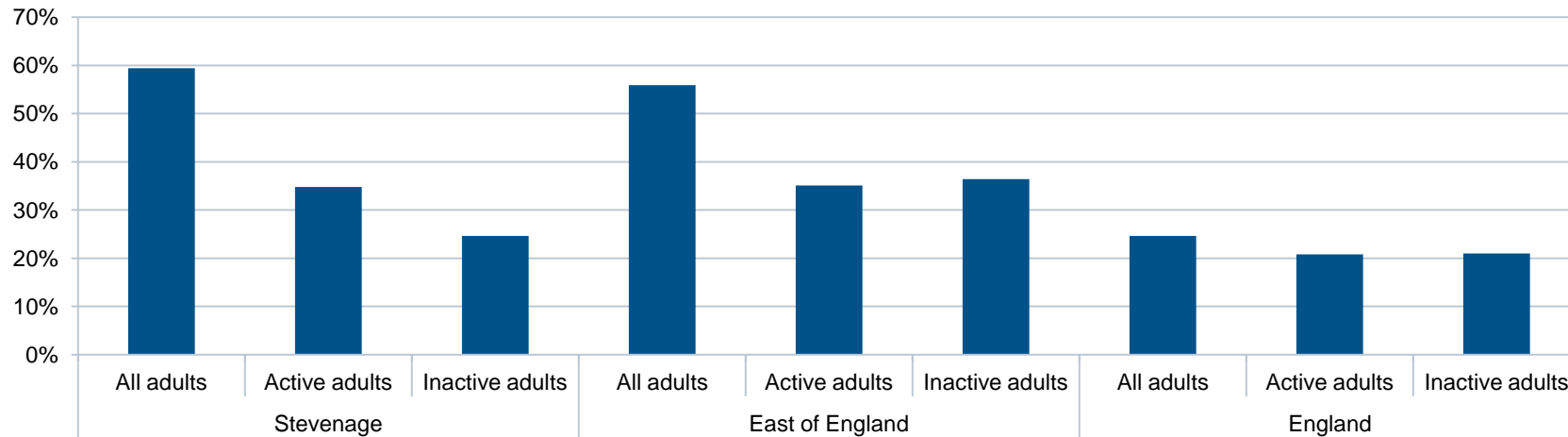
Sport	Stevenage	
	No. (000s)	Rate
Swimming	4.9	7.6%

Source: Active People Survey 7, 2012/13; Population data: ONS Annual Population Survey 2013

Measure: Top sport(s) in latent demand by adults (16+) based on proportion

[For more information click here](#)

Adults (16+) wanting to do more sport





Stevenage - Sporting Facilities Profile



Number of facilities by type

Facilities	Stevenage	East of England	
		Number	Proportion of Region
Athletics Tracks	1	32	3.1%
Golf	3	5,424	0.1%
Grass Pitches	56	5,424	1.0%
Health & Fitness Suite	12	698	1.7%
Ice Rinks	0	3	0.0%
Indoor Bowls	1	74	1.4%
Indoor Tennis Centre	1	55	1.8%
Ski Slopes	0	20	0.0%
Sports Hall	21	1,305	1.6%
Squash Courts	3	264	1.1%
Swimming Pool	4	637	1.1%
Artificial Grass Pitch	3	359	0.6%
Tennis courts	2	490	0.8%
Total	119	10,376	1.1%

Source: Active Places Power, Year: Jan 2014

Measure: Number of sporting facilities

[For more information click here](#)

Population of Stevenage as a proportion of
East of England population

1.4%

Access types of sporting facilities by local authority area

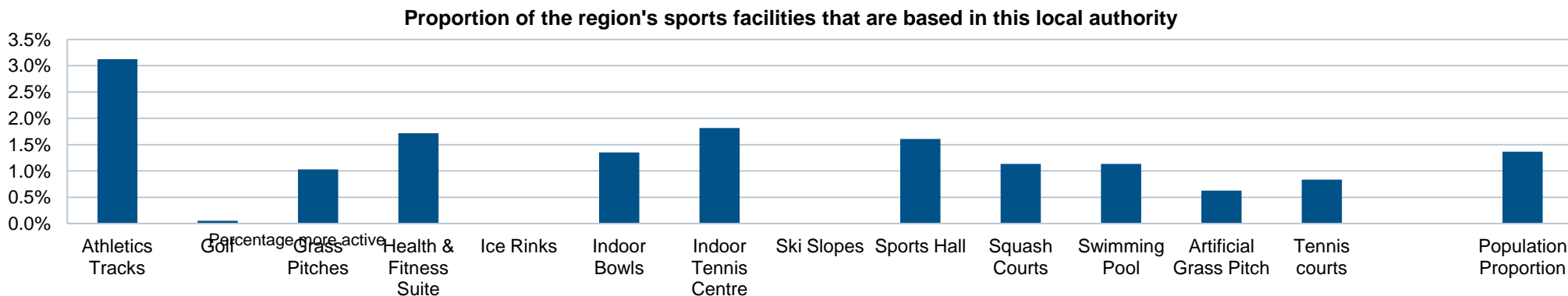
Facilities	Count	Number		Percentage	
		Private	Public	Public	Private
Athletics Tracks	1	0	1	0%	100%
Golf	3	0	3	0%	100%
Grass Pitches	56	21	35	38%	63%
Health & Fitness Suite	12	2	10	17%	83%
Ice Rinks	0	0	0	-	-
Indoor Bowls	1	0	1	0%	100%
Indoor Tennis Centre	1	0	1	0%	100%
Ski Slopes	0	0	0	-	-
Sports Hall	21	4	17	19%	81%
Squash Courts	3	1	2	33%	67%
Swimming Pool	4	0	4	0%	100%
Artificial Grass Pitch	3	1	2	33%	67%
Tennis courts	2	0	2	0%	100%
Total	119	90	29	76%	24%
East of England	10,376	8,960	1,416	86%	14%
England	80,307	67,024	13,283	83%	17%

Source: Active Places Power, Year: Jan 2014

Measure: Number and proportion of sporting facilities for private use or public access

[For more information click here](#)

Facilities



Ownership types of sporting facilities by local authority area

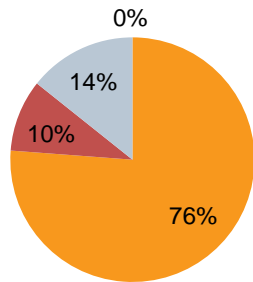
Facilities	Count	Ownership Type					Ownership Type				
		Commercial	Education	Local Authority	Others	Not known	Commercial	Education	Local Authority	Others	Not known
Athletics Tracks	1	0	0	1	0	0	0%	0%	100%	0%	0%
Golf	3	0	0	3	0	0	0%	0%	100%	0%	0%
Grass Pitches	56	2	35	18	1	0	4%	63%	32%	2%	0%
Health & Fitness Suite	12	6	3	2	1	0	50%	25%	17%	8%	0%
Ice Rinks	0	0	0	0	0	0	-	-	-	-	-
Indoor Bowls	1	0	0	1	0	0	0%	0%	100%	0%	0%
Indoor Tennis Centre	1	0	0	0	1	0	0%	0%	0%	100%	0%
Ski Slopes	0	0	0	0	0	0	-	-	-	-	-
Sports Hall	21	0	16	2	3	0	0%	76%	10%	14%	0%
Squash Courts	3	1	0	1	1	0	33%	0%	33%	33%	0%
Swimming Pool	4	1	1	2	0	0	25%	25%	50%	0%	0%
Artificial Grass Pitch	3	1	2	0	0	0	33%	67%	0%	0%	0%
Tennis courts	2	0	0	1	1	0	0%	0%	50%	50%	0%
Total	119	16	62	33	8	0	13%	52%	28%	7%	0%
East of England	10,376	1,514	4,493	2,919	1,450	0	15%	43%	28%	14%	0%
England	80,307	12,134	34,716	21,304	12,153	0	15%	43%	27%	15%	0%

Source: Active Places Power, Year: Jan 2014, Measure: Number of sporting facilities by type of owner

[For more information click here](#)

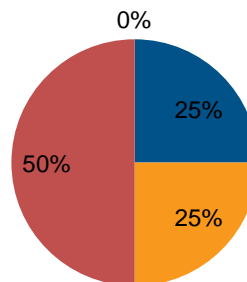
Facilities

Sports Hall



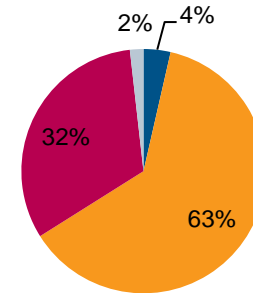
■ Commercial ■ Education ■ Local Authority ■ Others

Swimming Pool



■ Commercial ■ Education ■ Local Authority ■ Others

Grass Pitches



■ Commercial ■ Education ■ Local Authority ■ Others

Facilities

Clubmark clubs by sporting activity type

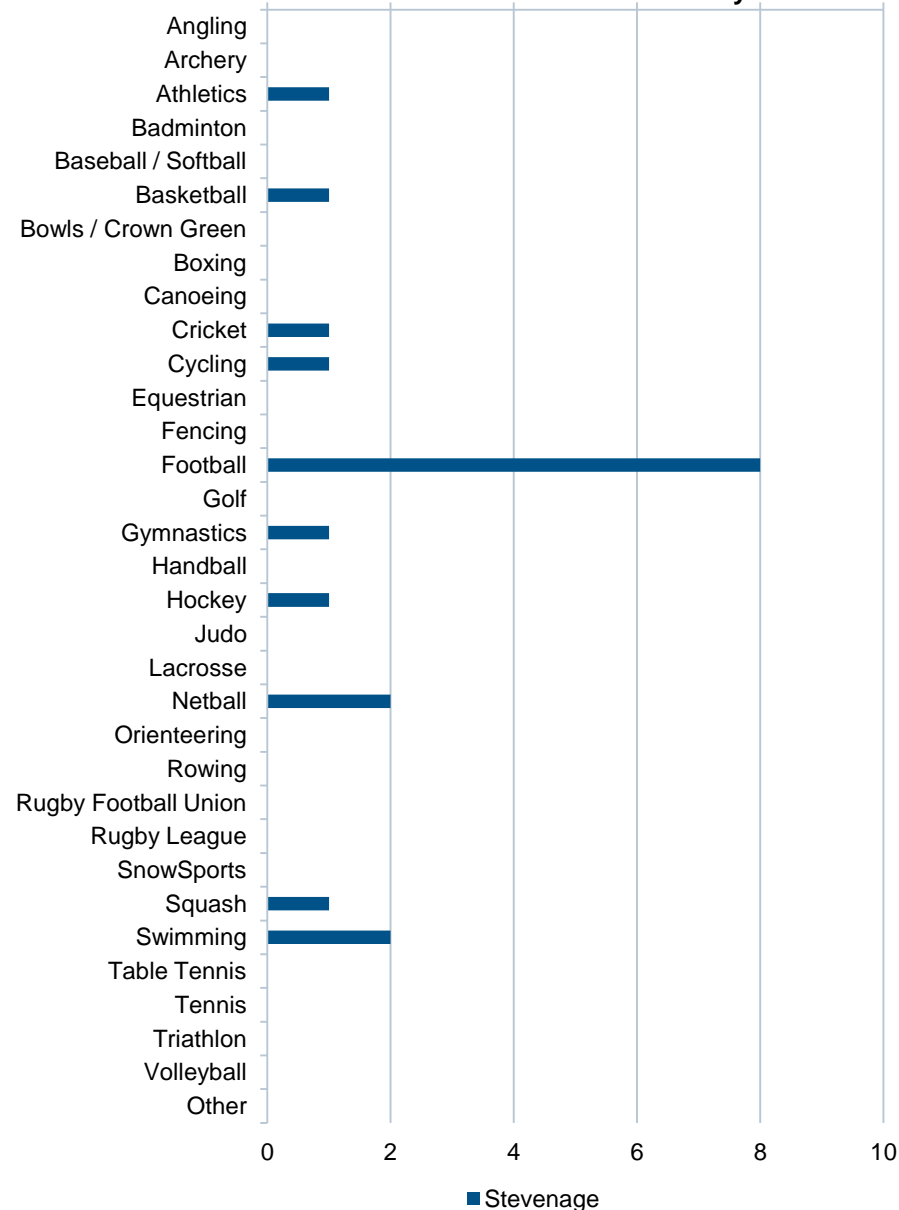
Clubmark Type	Stevenage	East of England	England
	Number	Number	Number
Angling	0	12	148
Archery	0	3	34
Athletics	1	33	289
Badminton	0	32	255
Baseball / Softball	0	1	6
Basketball	1	9	122
Bowls / Crown Green	0	14	62
Boxing	0	15	155
Canoeing	0	16	153
Cricket	1	325	2,675
Cycling	1	37	274
Equestrian	0	20	131
Fencing	0	8	88
Football	8	596	4,446
Golf	0	55	502
Gymnastics	1	74	788
Handball	0	0	8
Hockey	1	62	478
Judo	0	27	189
Lacrosse	0	4	36
Netball	2	83	600
Orienteering	0	6	51
Rowing	0	9	116
Rugby Football Union	0	62	611
Rugby League	0	2	171
SnowSports	0	6	37
Squash	1	24	233
Swimming	2	61	595
Table Tennis	0	23	289
Tennis	0	134	1,038
Triathlon	0	12	73
Volleyball	0	8	109
Other	0	32	217
Total	19	1,805	14,979

Source: Clubmark, Year: Jan 2014

Measure: Number of clubmark clubs by sporting activity type by local authority area

[For more information click here](#)

Number of clubmark clubs in the local authority





Stevenage - Economic Profile



Sporting Business Stock, New Business Activity & Business Closures

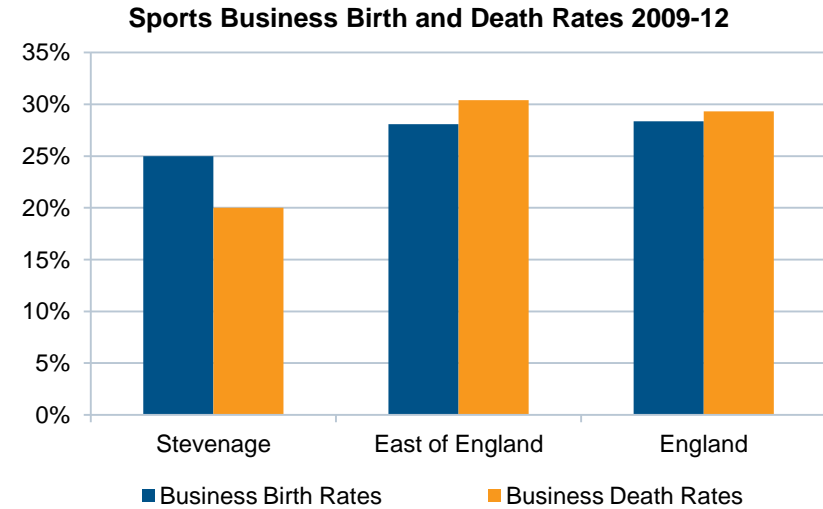
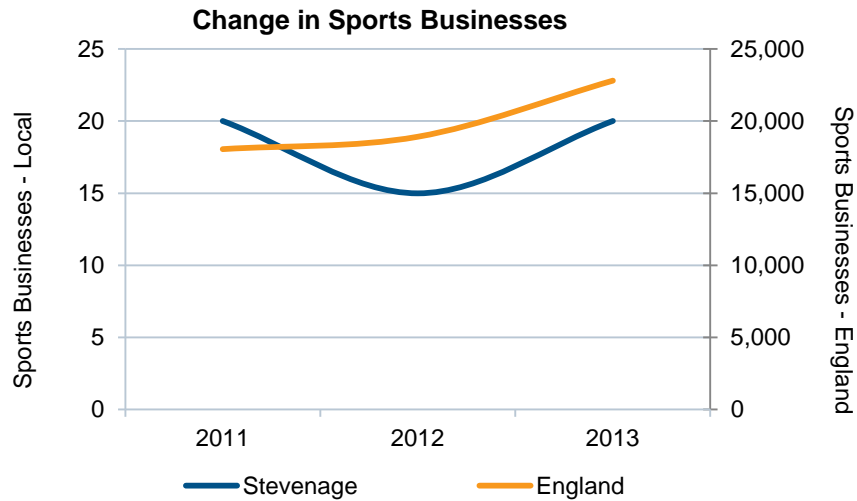
Indicator	Year	Stevenage			East of England			England		
		Sports Activities	Sports Manuf.	Total	Sports Activities	Sports Manuf.	Total	Sports Activities	Sports Manuf.	Total
Total Sport Businesses	2011	20	0	20	2,310	75	2,385	17,575	485	18,060
	2012	15	0	15	2,335	70	2,405	18,435	485	18,920
	2013	20	0	20	2,795	90	2,885	22,220	590	22,810
New Sport Businesses	Between '11 & '13	0	5	5	785	25	810	6,320	150	6,470
Business Birth Rates	Between '11 & '13	0.0%	0.0%	25.0%	28.1%	27.8%	28.1%	28.4%	25.4%	28.4%
Sport Business Closures	Between '11 & '13	5	0	5	850	30	880	6,370	180	6,550
Business Death Rates	Between '11 & '13	20.0%	0.0%	20.0%	30.3%	33.3%	30.4%	29.3%	29.8%	29.3%

Source: IDBR 2011 to 2013

Measure: Total business stock between 2011 and 2013, total number of new businesses between 2011 and 2013, % of current stock that is new, total number of business closures between 2011 and 2013, % of 2011 stock that have closed

[For more information click here](#)

N.B. Figures are rounded to the nearest 5. Figures may be rounded down to 0.



Sporting Business Stock, New Business Activity & Business Closures - Compared to whole local economy

Indicator	Year	Stevenage			East of England			England		
		Sports Stock	Total Stock	Proportion	Sports Stock	Total Stock	Proportion	Sports Stock	Total Stock	Proportion
Total Sport Businesses	2011	20	2,290	0.87%	2,385	210,845	1.13%	18,060	1,780,825	1.01%
	2012	15	2,285	0.66%	2,405	216,580	1.11%	18,920	1,842,680	1.03%
	2013	20	2,585	0.77%	2,885	238,535	1.21%	22,810	2,070,385	1.10%
New Sport Businesses	Between '11 & '13	5	830	0.60%	810	72,845	1.11%	6,470	679,955	0.95%
Business Birth Rates	Between '11 & '13	25.0%	32.1%	~	28.1%	30.5%	~	28.4%	32.8%	~
Sport Bus' Closures	Between '11 & '13	5	935	0.53%	880	71,230	1.24%	6,550	645,105	1.02%
Business Death Rates	Between '11 & '13	20.0%	35.4%	~	30.4%	30.0%	~	29.3%	31.5%	~

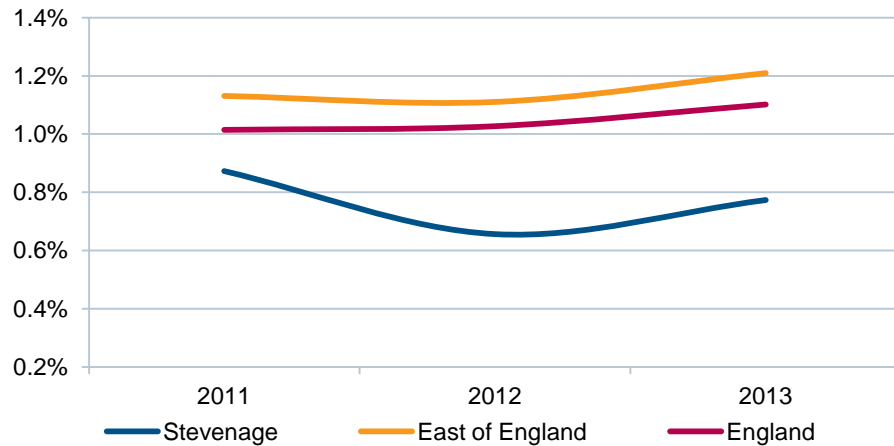
Source: IDBR 2011 to 2013

Measure: Total business stock between 2011 and 2013, total number of new businesses between 2011 and 2013, % of current stock that is new, total number of business closures between 2011 and 2013, % of 2011 stock that have closed

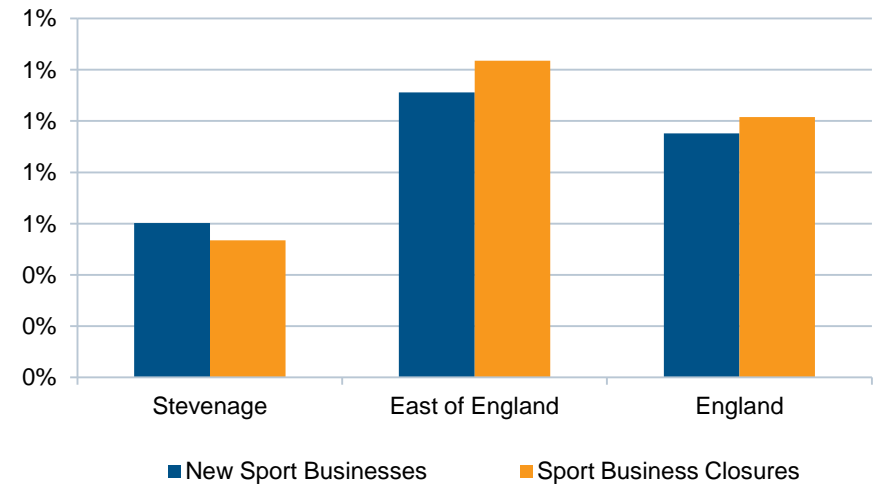
[For more information click here](#)

NB - Figures are rounded to the nearest 5. Figures may be rounded down to 0.

Change in Sports businesses as a % of all businesses over time



New Sports Businesses as a proportion of all new businesses and Sports Business Closures as a proportion of all business closures 2009-2012



Employment in Sports related businesses

Year	Stevenage			East of England			England		
	Sports Activities	Sports Manuf.	Total	Sports Activities	Sports Manuf.	Total	Sports Activities	Sports Manuf.	Total
2011	1,626	0	1,626	*	*	49,950	386,891	8,870	395,761
2012	*	*	*	67,202	1,936	69,138	490,751	9,506	511,067
2013	1,179	0	1,179	*	*	60,170	506,888	4,179	511,067

Source: Annual Population Survey 2011-13

Measure: Employment in sports related businesses

[For more information click here](#)

NB - Figures are rounded to the nearest 10

NB: * indicates that data has been suppressed due to sample size

[For more information on suppressed values click here](#)

Local contribution to Regional & England Sport employment

Stevenage		
Year	% of region	% of England
2011	3.3%	0.4%
2012	*	*
2013	2.0%	0.2%

Source: Annual Population Survey 2011-13

Measure: Employment contribution to regional & national Sport employment figures

NB: * indicates that data has been suppressed due to sample size

[For more information on suppressed values click here](#)

Employment in Sports related businesses - Compared to whole local economy employment

Year	Stevenage			East of England			England		
	Sports Emp	Total Emp	Proportion	Sports Emp	Total Emp	Proportion	Sports Emp	Total Emp	Proportion
2011	1,626	40,928	4.0%	49,950	2,804,795	1.8%	395,761	23,360,569	1.7%
2012	*	41,171	*	69,138	2,829,555	2.4%	511,067	24,499,227	2.1%
2013	1,179	43,263	2.7%	60,170	2,910,576	2.1%	511,067	24,916,242	2.1%

Source: Annual Population Survey 2011-13

Measure: Employment in sports related businesses

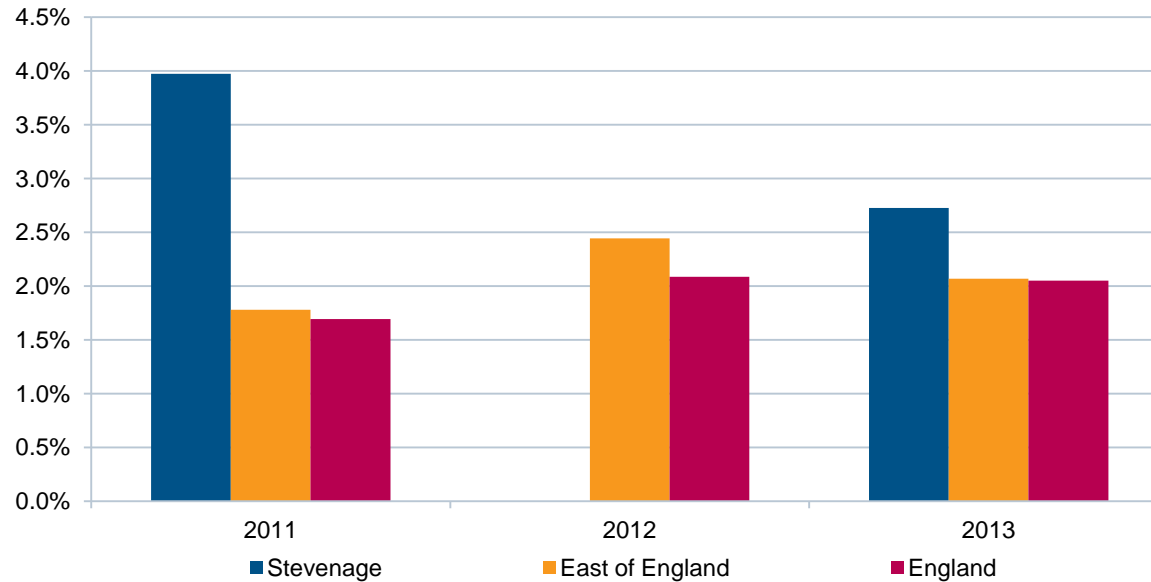
[For more information click here](#)

NB - Figures are rounded to the nearest 10

NB: * indicates that data has been suppressed due to sample size

[For more information on suppressed values click here](#)

Employment in Sports businesses as a proportion of all employment



Turnover (£m) in Sports related businesses

Year	Stevenage			East of England			England		
	Sports Activities	Sports Manuf.	Total	Sports Activities	Sports Manuf.	Total	Sports Activities	Sports Manuf.	Total
2011	*	*	£15.2	£1,350.9	£161.7	£1,512.6	£14,642.2	£560.3	£15,202.5
2012	*	*	£15.0	£1,320.6	£157.4	£1,478.0	£14,369.6	£542.8	£14,912.4
2013	*	*	£18.4	£1,425.2	£186.1	£1,611.3	£15,488.2	£575.6	£16,063.8

Source: IDBR 2011-13

Measure: Turnover (£m) in sports related businesses

[For more information click here](#)**NB: * indicates that data has been suppressed due to sample size**[For more information on suppressed values click here](#)

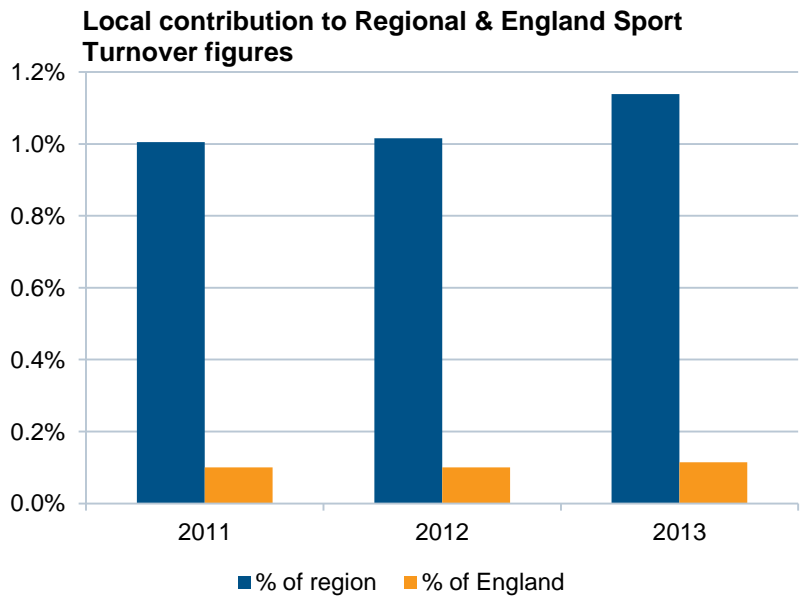
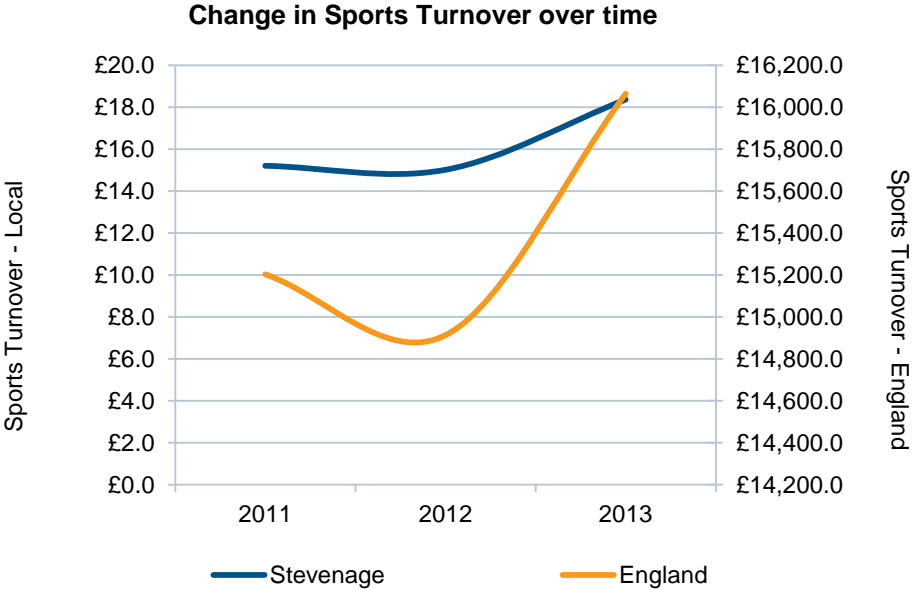
Local contribution to Regional & England Sport turnover

Stevenage		
Year	% of region	% of England
2011	1.0%	0.1%
2012	1.0%	0.1%
2013	1.1%	0.1%

Source: IDBR 2011-13

Measure: Turnover contribution to regional & national Sport Turnover figures

NB: * indicates that data has been suppressed due to sample size[For more information on suppressed values click here](#)



The Economic Value of Sport

More information on sport's contribution to the English economy can be found on Sport England's website at:
<http://www.sportengland.org/research/benefits-of-sport/economic-value-of-sport/>



Stevenage - Nearest Neighbours Profile



Population (Age 14 to 15 and 16+) compared with nearest neighbours (000s)

Indicator	Stevenage		Harlow		Redditch		Gravesham		Wellingborough	
	2007	2013	2007	2013	2007	2013	2007	2013	2007	2013
Male	29.7	32.3	31.2	34.0	30.2	30.4	37.6	41.1	30.0	29.3
Female	30.4	32.9	34.9	31.0	30.8	31.8	40.2	38.5	29.2	29.9
0 to 13^	14.4	15.2	14.2	15.3	14.2	14.7	17.5	18.3	13.0	13.5
14 to 15^	2.3	2.0	1.9	2.0	2.1	2.1	2.7	2.8	2.0	1.8
16 to 19	3.5	5.4	2.9	6.0	2.9	3.2	7.7	4.9	5.2	5.7
20 to 24	5.7	6.9	5.1	3.8	5.4	4.4	6.1	5.5	3.0	2.7
25 to 34	14.8	9.1	10.3	15.7	10.4	14.4	8.4	13.1	8.7	8.1
35 to 49	15.4	15.9	19.0	17.0	19.0	15.2	23.6	21.1	16.8	13.4
50 to 64	11.4	15.5	14.4	10.0	16.1	13.8	16.2	18.9	13.8	17.0
65+	9.4	12.5	14.4	12.4	7.1	11.2	15.8	16.0	11.6	12.2
White	54.9	56.0	63.5	60.8	58.6	56.2	71.9	71.1	53.2	53.4
Non-White	5.2	9.2	2.7	4.2	2.4	6.0	5.9	8.6	5.9	5.7
DDA & also work-limiting	5.6	3.8	3.2	8.3	4.5	4.3	5.1	7.3	4.2	7.7
DDA only disabled	2.7	5.9	2.3	10.7	2.6	6.8	3.2	10.0	3.4	3.8
Work-limiting only disabled	1.3	1.6	*	1.2	1.6	1.2	2.0	1.4	*	2.0
Not disabled	41.2	53.9	46.0	44.8	45.2	49.8	51.7	60.9	39.6	45.7
Total (16+)	60.2	65.2	66.1	65.0	61.0	62.2	77.8	79.6	59.1	59.2

Source: Annual Population Survey, Year: 2007-13, Measure: Adult population (16+); Mid-Year Population Estimates, Measure: Population aged 0-13, 14-15

[For more information on nearest neighbours click here](#)

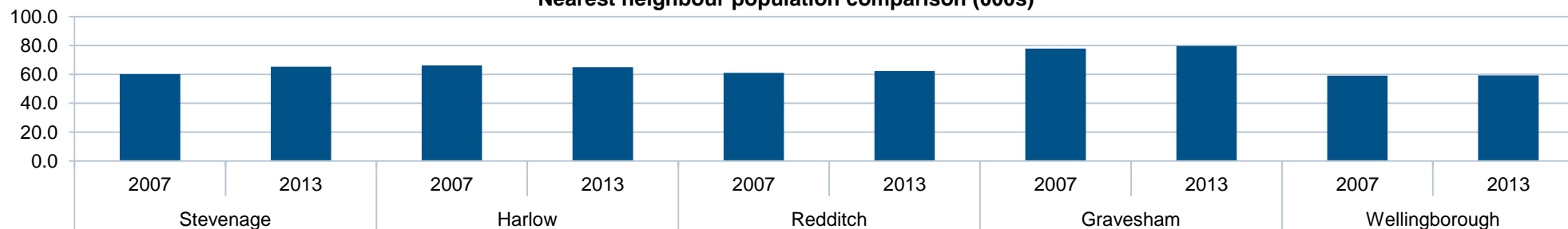
[For more information on population statistics click here](#)

NB: * indicates that data has been suppressed due to sample size

[For more information on suppressed values click here](#)

Comparators

Nearest neighbour population comparison (000s)



Total area in sq km

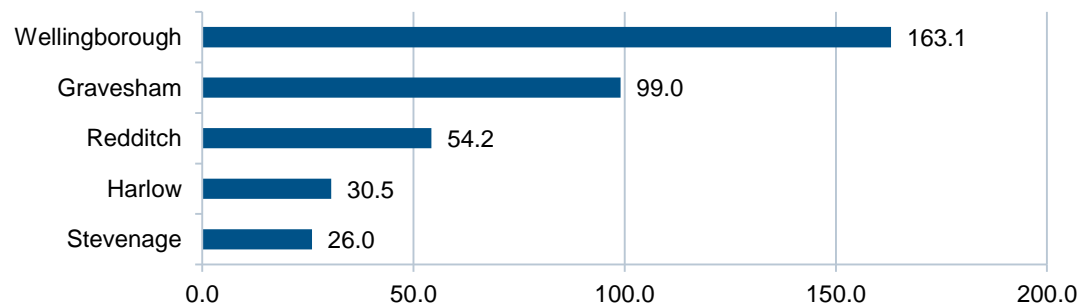
Geography	Total Area in sq km	Proportion of England
Stevenage	26.0	0.0%
Harlow	30.5	0.0%
Redditch	54.2	0.0%
Gravesham	99.0	0.1%
Wellingborough	163.1	0.1%
England	130,278.5	

Source: Office of National Statistics Year: 2007

Measure: Area measurements for local authority areas by sq km

[For more information click here](#)

Total Area in sq km



Deprivation levels by local authority as measured by the Index of Multiple Deprivation (IMD)

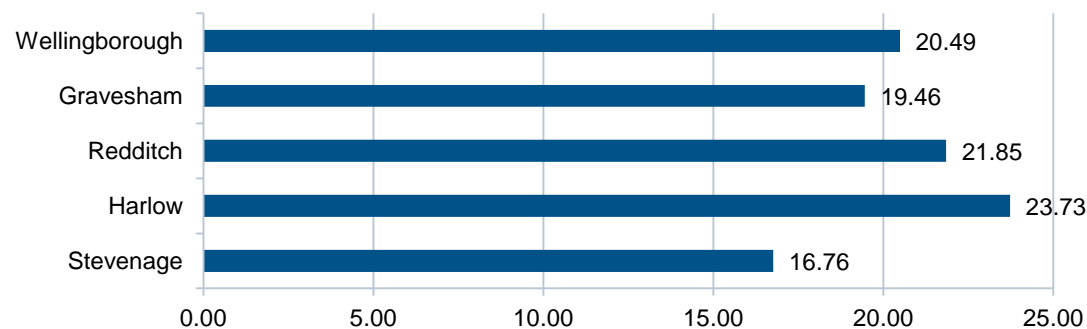
Geography	IMD Score 2010	Rank (out of 353)
Stevenage	16.76	183
Harlow	23.73	95
Redditch	21.85	118
Gravesham	19.46	146
Wellingborough	20.49	135

Source: Department for Communities and Local Government

Year: 2010 Measure: Index of multiple deprivation and rank in region and nation

[For more information click here](#)

IMD Score 2010



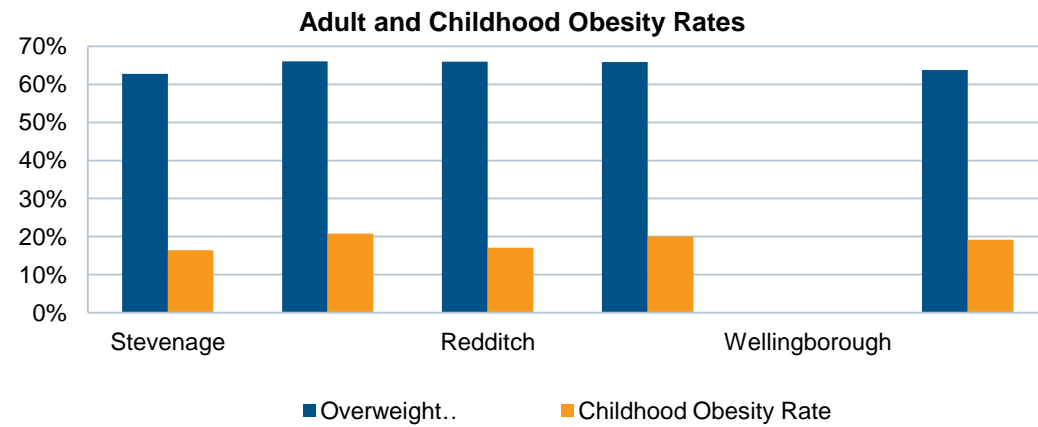
Comparators

Obesity levels* in adults and children by local authority area

Geography	Overweight adults	Childhood Obesity Rate
Stevenage	62.7%	16.4%
Harlow	66.0%	20.8%
Redditch	65.9%	17.1%
Gravesham	65.9%	20.0%
Wellingborough		
England	63.8%	19.2%

Source: Department of Health, Year: 2012-13 (adults) and 2011-2012 (children),
Measure: Proportion of the adult population who are overweight (inc. obese) and
child population that are obese

[For more information click here](#)



Comparisons with nearest neighbours of Stevenage - Sport and Active Recreation Participation

Adult (16+) Participation in Sport - at least 1x30 minute session per week - compared to nearest neighbours

Indicator	Stevenage		Harlow		Redditch		Gravesham		Wellingborough	
	2005/06	2012/13	2005/06	2012/13	2005/06	2012/13	2005/06	2012/13	2005/06	2012/13
Male	38.9%	36.4%	40.1%	38.0%	41.4%	45.4%	37.2%	48.1%	35.1%	41.0%
Female	27.3%	29.0%	29.4%	25.6%	29.2%	35.9%	26.2%	30.0%	27.8%	25.4%
16 to 25	53.8%	*	62.1%	*	56.1%	*	51.5%	64.6%	51.0%	*
26 to 34	40.6%	*	42.2%	*	50.3%	*	35.9%	*	39.3%	*
35 to 54	34.0%	34.3%	32.9%	26.0%	34.1%	40.5%	32.8%	35.9%	33.6%	33.5%
55+	16.5%	23.3%	18.8%	19.4%	19.1%	29.3%	19.7%	22.3%	18.7%	17.9%
White	33.4%	30.4%	34.4%	34.3%	34.9%	41.2%	31.8%	37.0%	31.5%	30.8%
Non-White	*	*	*	*	*	*	*	*	*	*
Limiting disability	*	*	18.7%	*	*	*	*	*	*	*
No limiting disability	36.4%	35.5%	37.5%	35.8%	38.9%	45.0%	34.3%	42.5%	35.1%	34.7%
NS-SEC 1-2	34.6%	42.5%	34.7%	43.5%	43.8%	42.9%	41.5%	46.9%	40.8%	39.6%
NS-SEC 3	28.6%	*	29.9%	*	34.9%	*	31.7%	*	31.1%	*
NS-SEC 4	*	*	46.8%	*	*	*	*	*	*	*
NS-SEC 5-8	29.1%	29.8%	33.9%	25.0%	27.6%	38.1%	22.2%	26.6%	25.0%	25.0%
Total (16+)	32.9%	32.0%	34.5%	32.6%	35.2%	40.4%	31.5%	38.9%	31.4%	32.7%

Source: Active People Survey, Year: 2005/06 (APS1) to 2012/13 (APS7), Measure: Adult participation

[For more information click here](#)

NB: * indicates that data has been suppressed due to sample size

[For more information on suppressed values click here](#)

Comparisons with nearest neighbours of Stevenage

Adult (16+) Participation in Sport and Active Recreation - at least 3x30 minute sessions per week compared to nearest neighbours

Indicator	Stevenage		Harlow		Redditch		Gravesham		Wellingborough	
	2005/06	2011/13	2005/06	2011/13	2005/06	2011/13	2005/06	2011/13	2005/06	2011/13
Male	21.1%	24.7%	23.3%	29.3%	23.9%	25.3%	21.6%	31.2%	20.8%	28.2%
Female	18.1%	19.6%	15.9%	16.5%	14.2%	24.5%	13.8%	16.4%	20.3%	18.7%
16 to 25	29.3%	36.2%	30.3%	*	30.7%	*	28.8%	28.7%	35.7%	*
26 to 34	22.9%	*	27.2%	36.9%	26.0%	*	26.7%	*	25.7%	*
35 to 54	20.1%	24.4%	18.5%	22.4%	19.9%	27.0%	17.3%	26.3%	20.7%	23.8%
55+	12.8%	14.3%	10.9%	11.2%	*	15.1%	9.6%	11.8%	13.4%	13.0%
White	20.5%	21.9%	19.0%	22.9%	18.6%	25.1%	17.5%	22.4%	20.7%	22.7%
Non-White	*	*	*	*	*	*	*	*	*	*
Limiting disability	*	*	*	*	*	*	*	*	*	*
No limiting disability	21.3%	23.9%	21.4%	24.8%	21.5%	27.6%	19.4%	25.8%	22.8%	24.6%
NS-SEC 1-2	21.2%	27.7%	21.4%	27.6%	24.2%	31.2%	23.8%	26.0%	23.7%	26.1%
NS-SEC 3	*	*	*	*	*	*	*	*	*	*
NS-SEC 4	*	*	*	*	*	*	*	*	*	*
NS-SEC 5-8	16.8%	20.3%	17.2%	16.6%	15.5%	21.7%	12.0%	17.1%	18.1%	19.3%
Total (16+)	19.6%	22.1%	19.3%	22.6%	19.0%	24.9%	17.6%	23.5%	20.6%	23.3%

Source: Active People Survey, Year: 2005/06 (APS1), 2011/13 (APS6/7), Measure: Adult participation

[For more information click here](#)

NB: * indicates that data has been suppressed due to sample size

[For more information on suppressed values click here](#)

Comparisons with nearest neighbours of Stevenage - Sporting Facilities

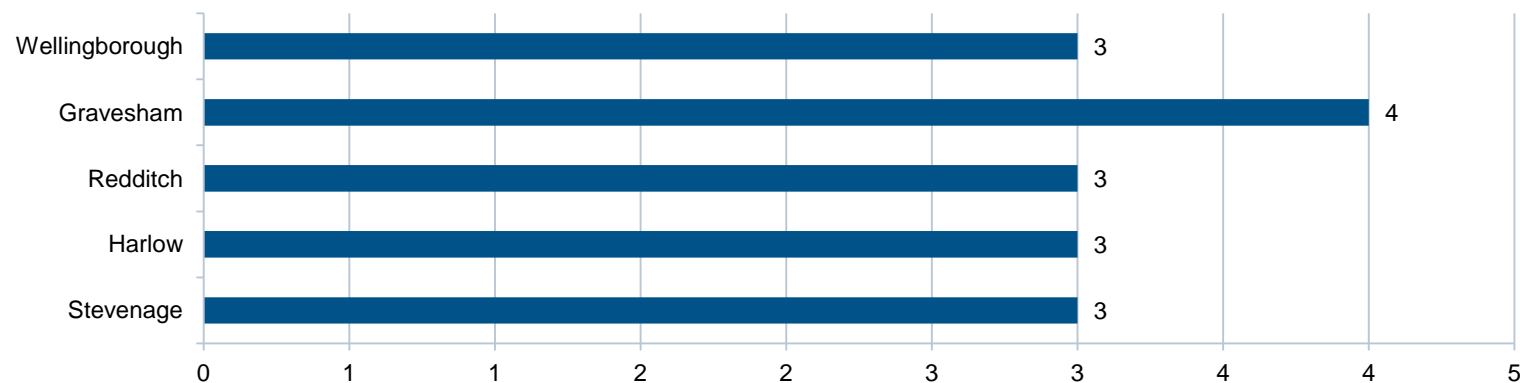
Total number of facilities compared with nearest neighbours

Facilities	Stevenage	Harlow	Redditch	Gravesham	Wellingborough
Athletics Tracks	1	1	1	0	0
Golf	3	1	4	6	2
Grass Pitches	56	53	56	101	70
Health & Fitness Suite	12	12	9	12	9
Ice Rinks	0	0	0	0	0
Indoor Bowls	1	1	0	0	1
Indoor Tennis Centre	1	2	0	1	0
Ski Slopes	0	0	0	0	0
Sports Hall	21	16	18	25	19
Squash Courts	3	3	2	3	4
Swimming Pool	12	10	5	12	8
Artificial Grass Pitch	4	9	4	5	5
Total	3	3	3	4	3
16+ Population (000s)	65.2	65.0	62.2	79.6	59.2

Source: Active Places Power, Year: Jan 2014, Measure: Number of sporting facilities

[For more information click here](#)

Total number of facilities compared with nearest neighbours

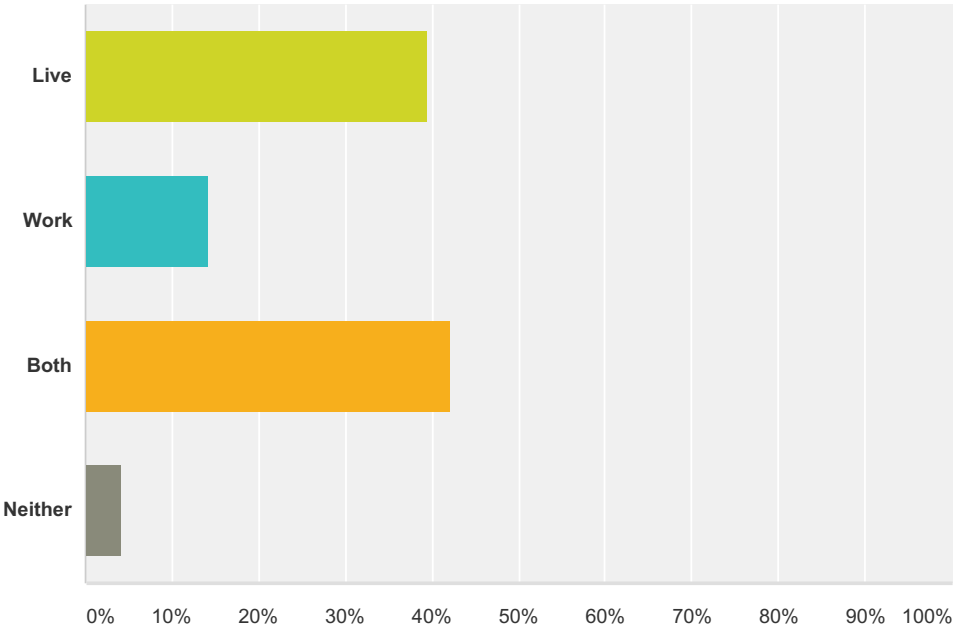


APPENDIX 2

Individuals Survey Analysis Report

Q1 Do you live or work in the Stevenage area?

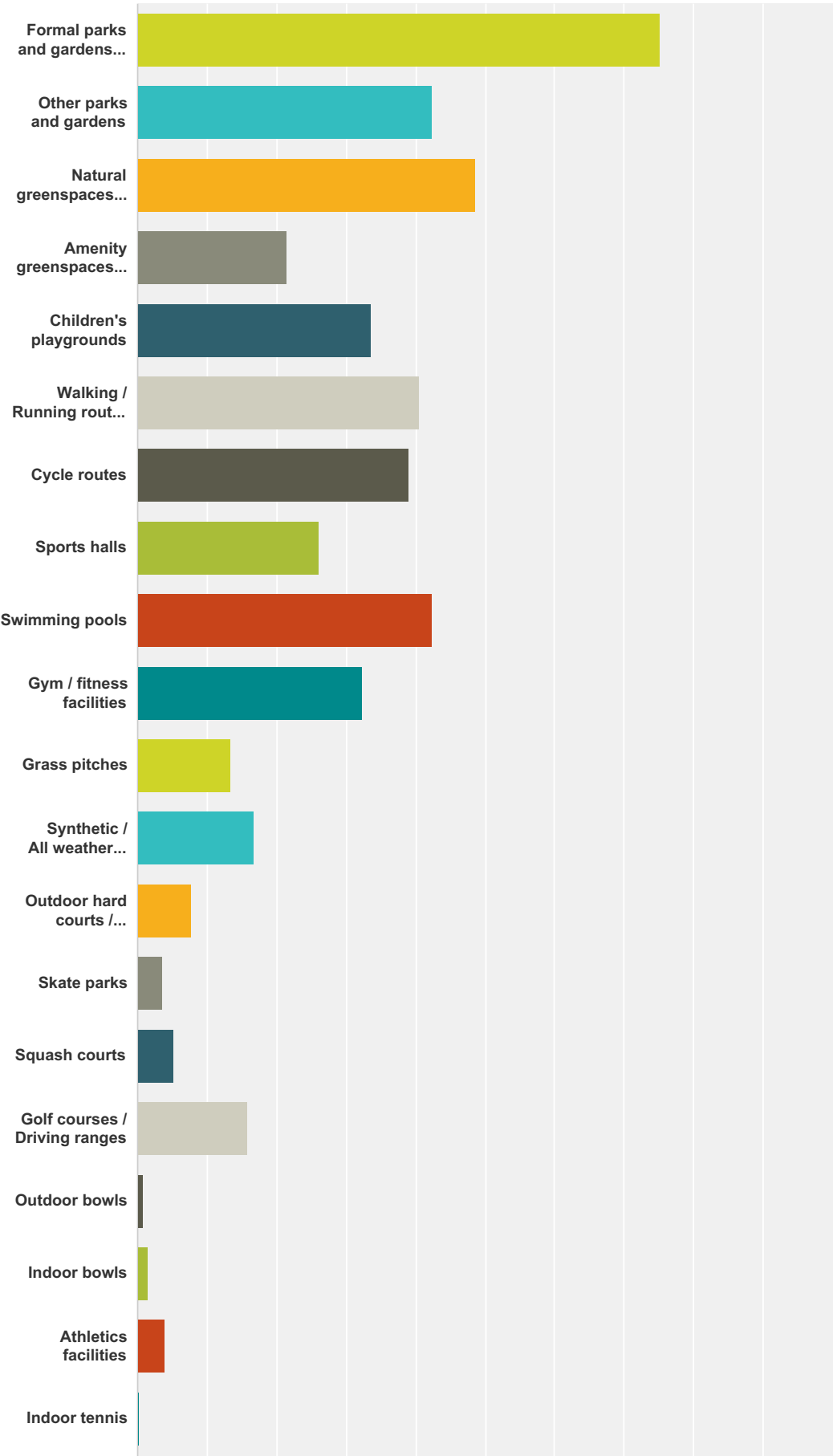
Answered: 425 Skipped: 0

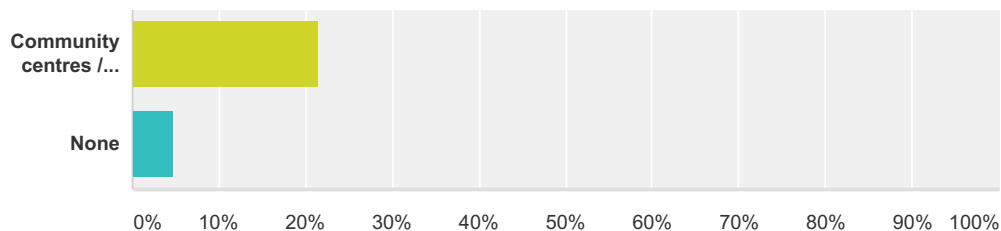


Answer Choices	Responses	
Live	39.53%	168
Work	14.12%	60
Both	42.12%	179
Neither	4.24%	18
Total		425

Q2 Do you use any of the following facilities in Stevenage? (Please select all that apply)

Answered: 396 Skipped: 29

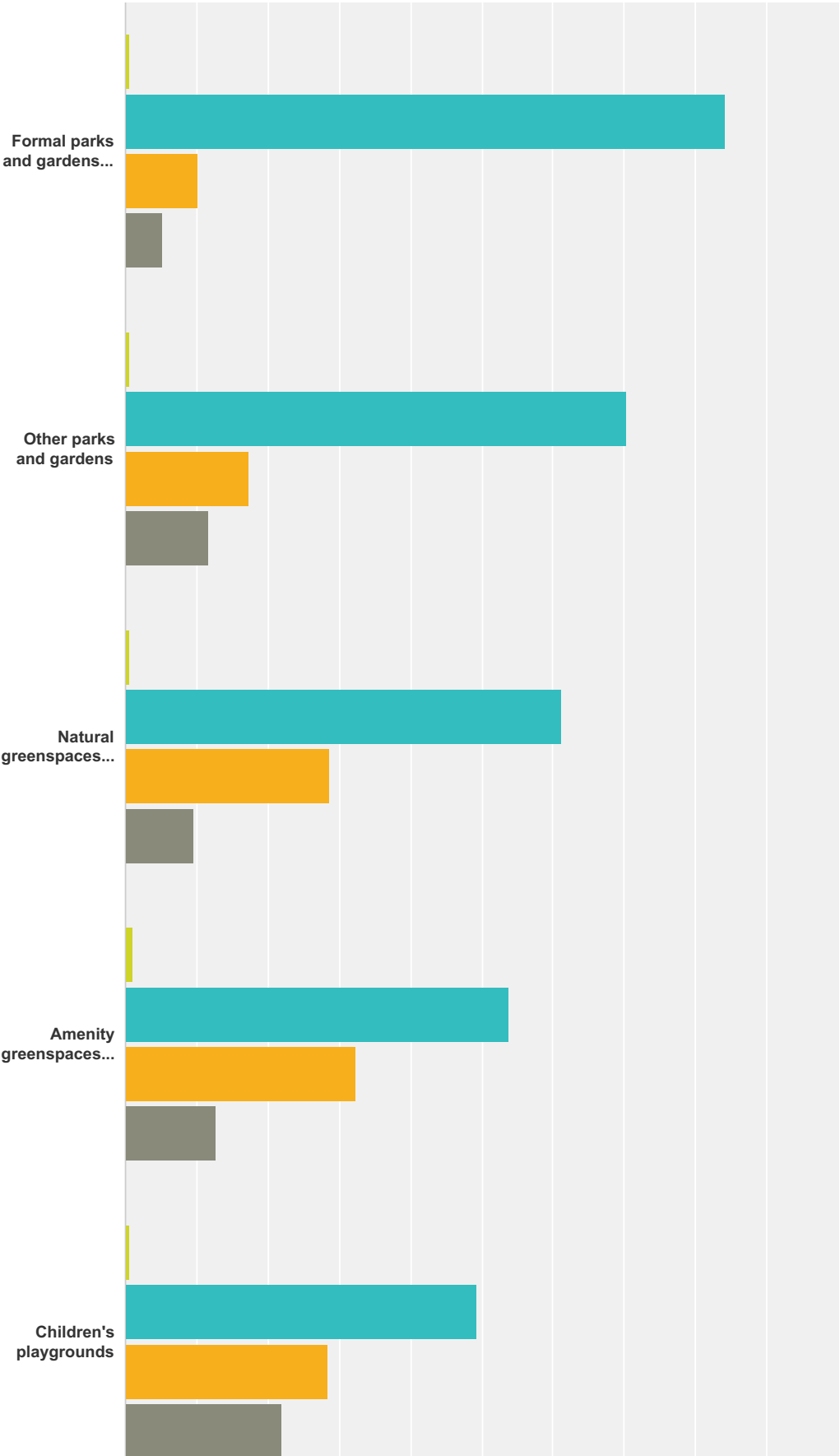


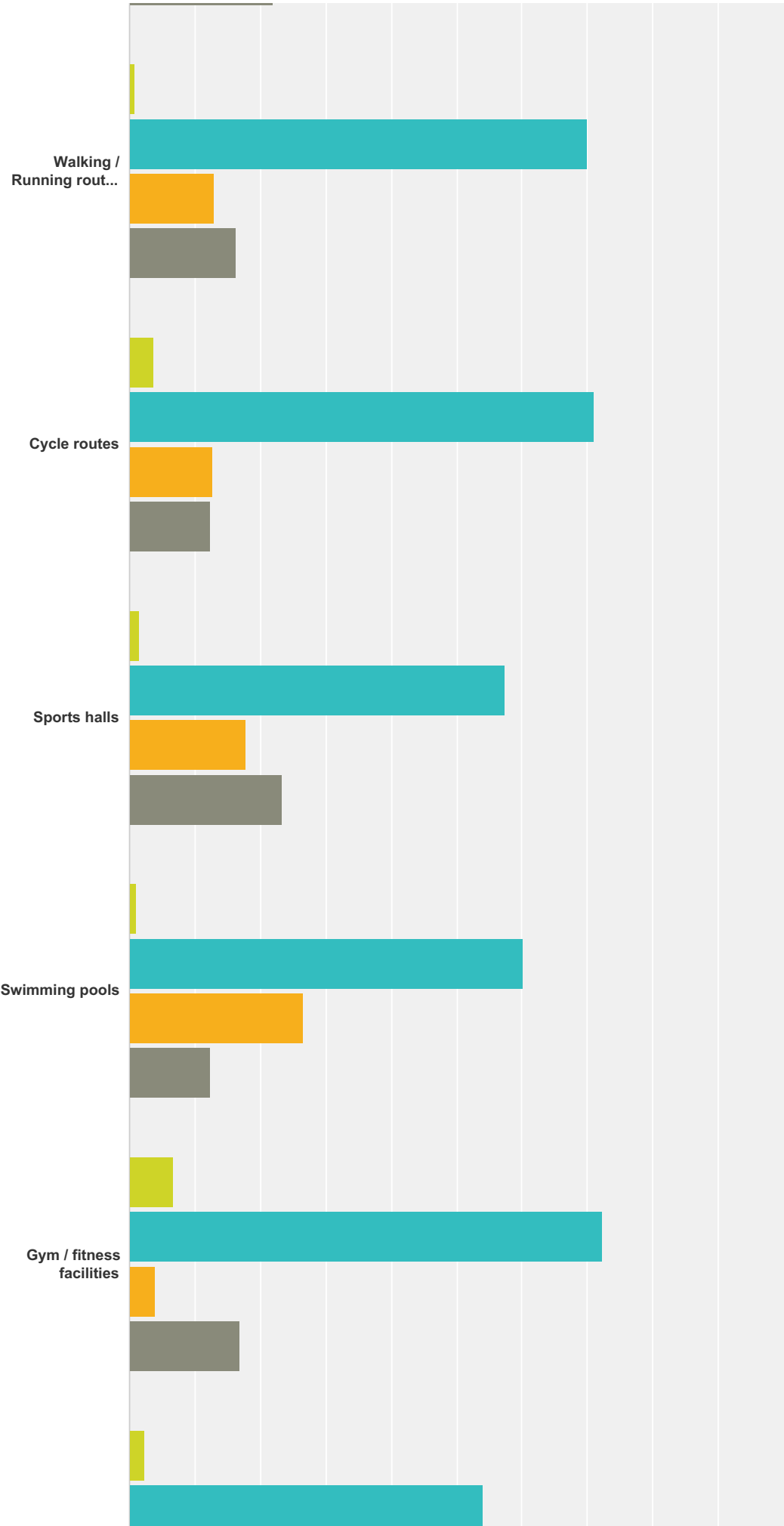


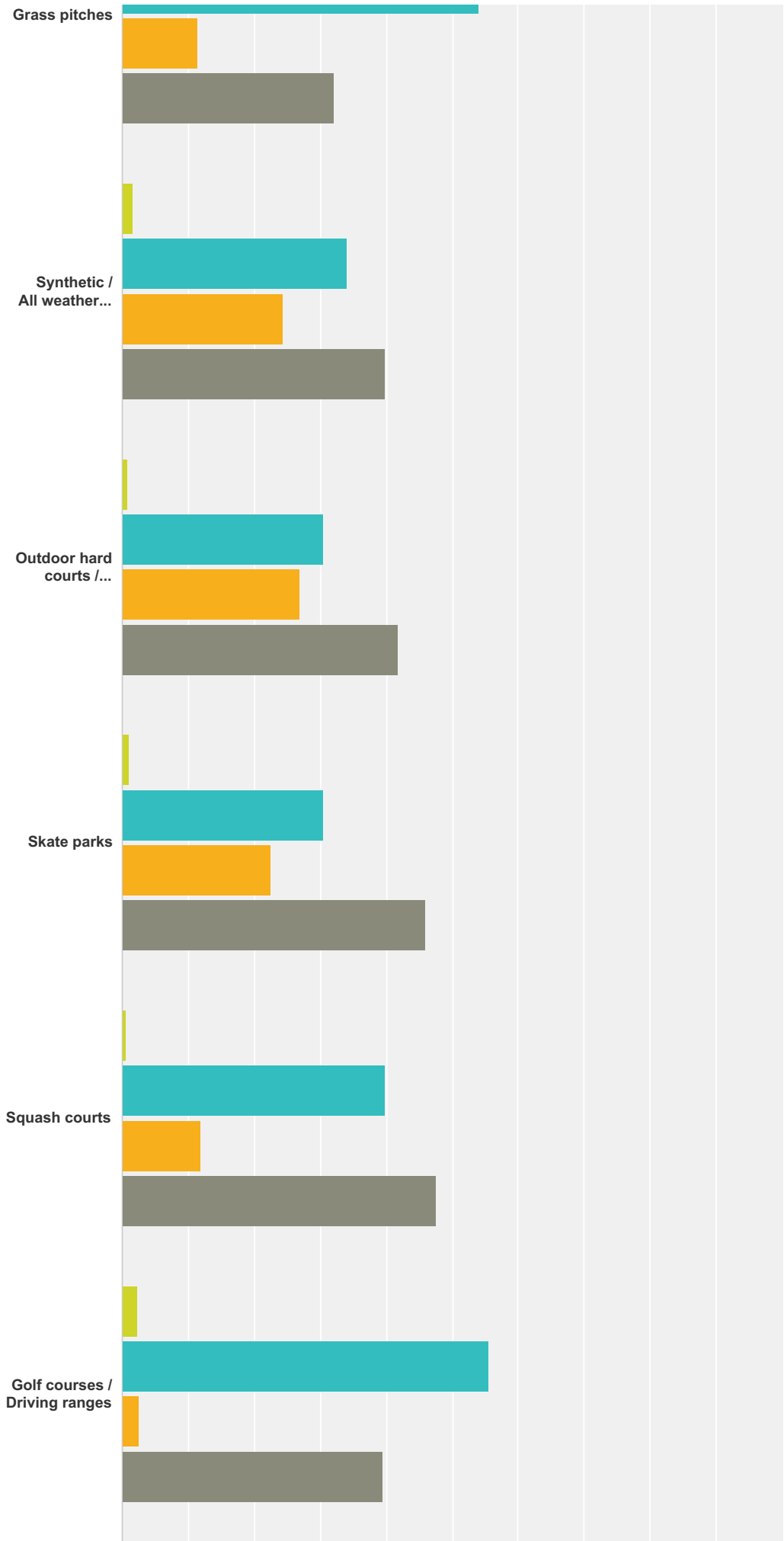
Answer Choices	Responses
Formal parks and gardens (Fairlands Valley Park, Town Centre Gardens, Millennium Gardens and the Bowling Green)	75.25% 298
Other parks and gardens	42.42% 168
Natural greenspaces (e.g. meadows and woodland)	48.74% 193
Amenity greenspaces (e.g. grass areas in housing areas)	21.46% 85
Children's playgrounds	33.59% 133
Walking / Running routes (traffic free)	40.40% 160
Cycle routes	39.14% 155
Sports halls	26.01% 103
Swimming pools	42.42% 168
Gym / fitness facilities	32.32% 128
Grass pitches	13.38% 53
Synthetic / All weather pitches	16.67% 66
Outdoor hard courts / Multi-Use Games Areas	7.83% 31
Skate parks	3.54% 14
Squash courts	5.30% 21
Golf courses / Driving ranges	15.91% 63
Outdoor bowls	0.76% 3
Indoor bowls	1.52% 6
Athletics facilities	4.04% 16
Indoor tennis	0.25% 1
Community centres / Village halls (for sports/active recreation use)	21.46% 85
None	4.80% 19
Total Respondents: 396	

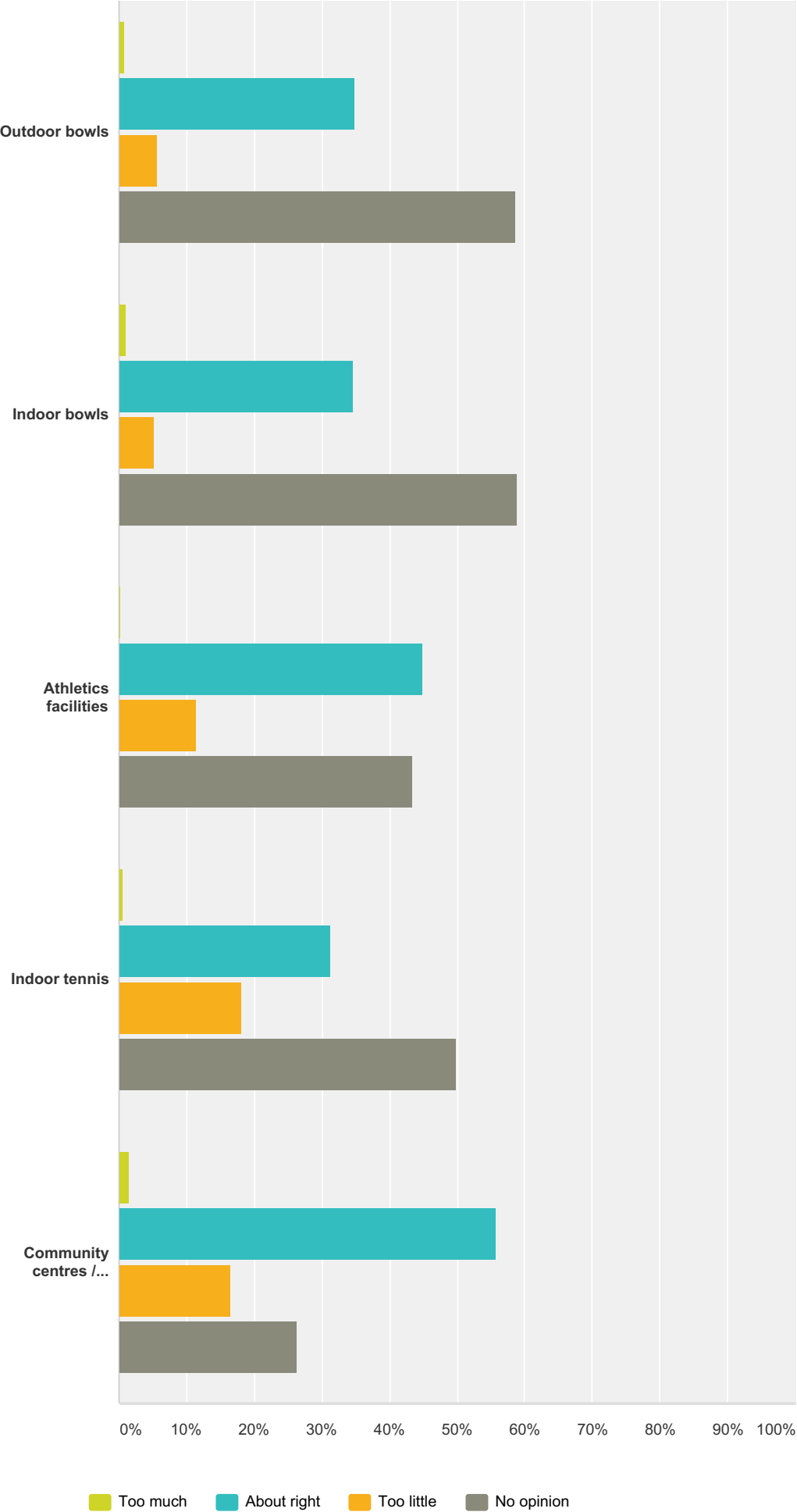
Q3 Please tell us whether you feel there is
TOO MUCH or TOO LITTLE provision for
each type of facility:

Answered: 371 Skipped: 54





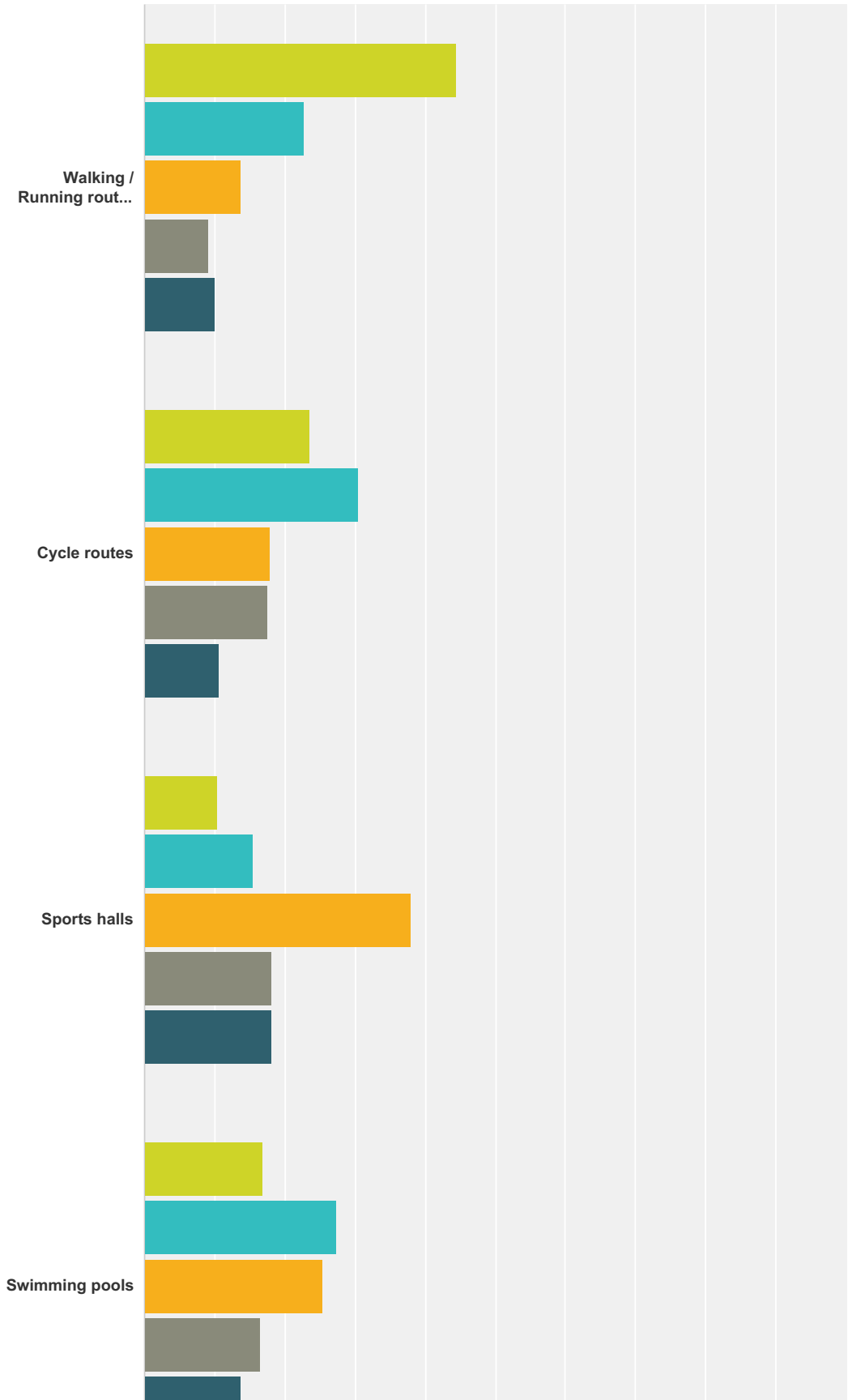


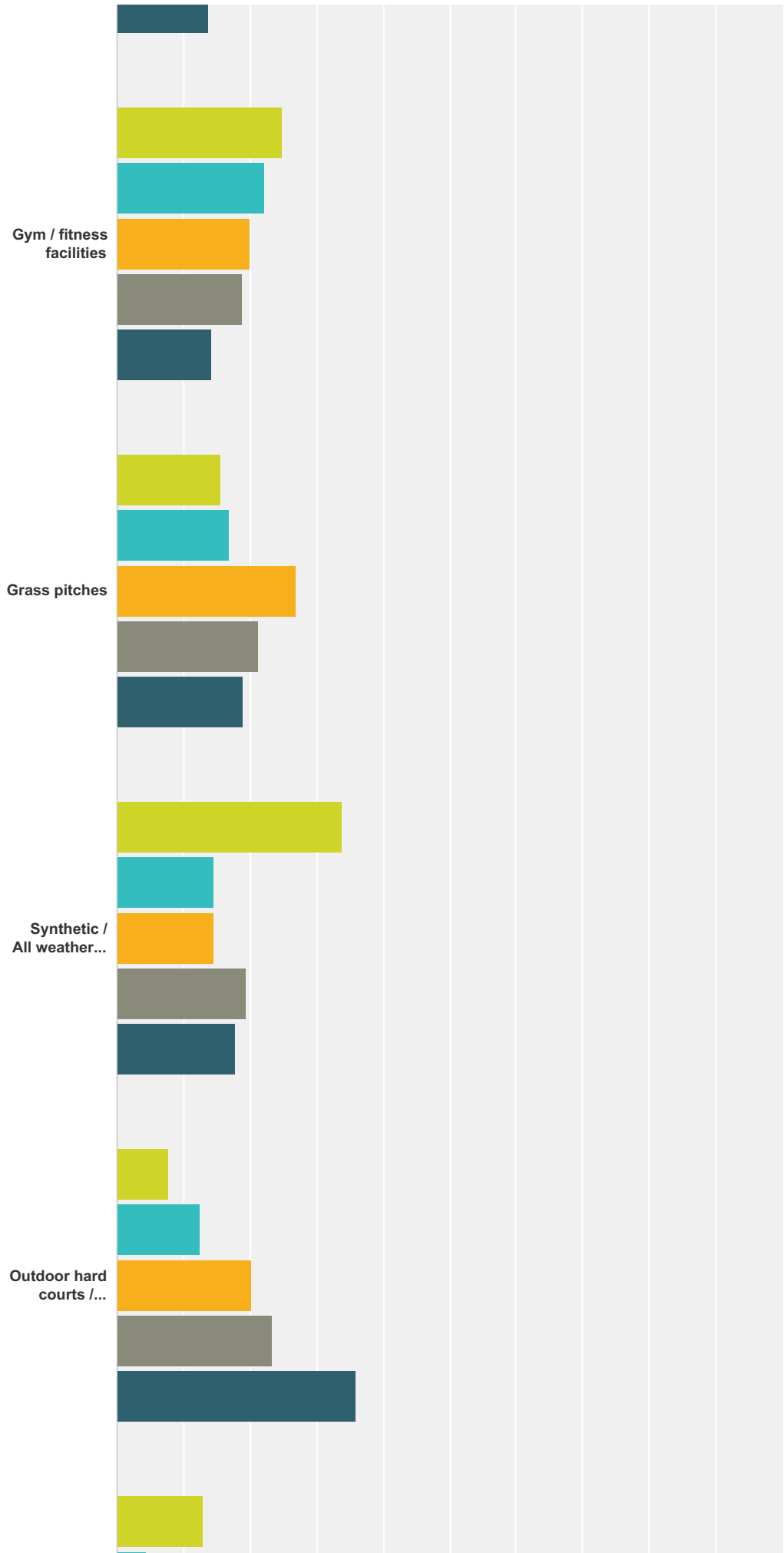


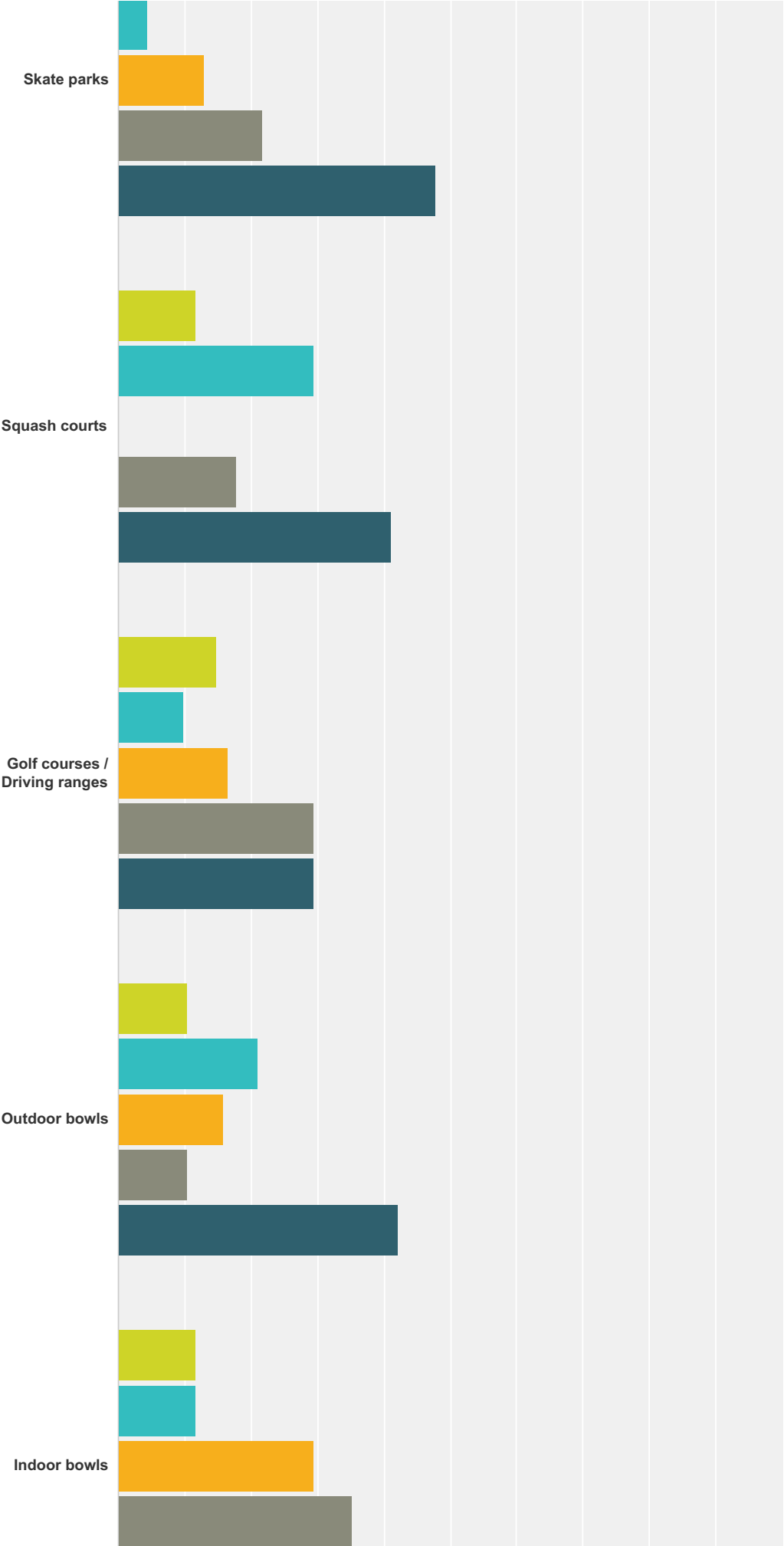
	Too much	About right	Too little	No opinion	Total
Formal parks and gardens (Fairlands Valley Park, Town Centre Gardens, Millennium Gardens and the Bowling Green)	0.54% 2	84.05% 311	10.27% 38	5.14% 19	370
Other parks and gardens	0.55% 2	70.41% 257	17.26% 63	11.78% 43	365
Natural greenspaces (e.g. meadows and woodland)	0.55% 2	61.22% 221	28.53% 103	9.70% 35	361
Amenity greenspaces (e.g. grass areas in housing areas)	1.10% 4	53.85% 196	32.42% 118	12.64% 46	364
Children's playgrounds	0.55% 2	49.18% 179	28.30% 103	21.98% 80	364
Walking / Running routes (traffic free)	0.83% 3	69.97% 254	12.95% 47	16.25% 59	363
Cycle routes	3.86% 14	71.07% 258	12.67% 46	12.40% 45	363
Sports halls	1.41% 5	57.46% 204	17.75% 63	23.38% 83	355
Swimming pools	1.11% 4	60.17% 216	26.46% 95	12.26% 44	359
Gym / fitness facilities	6.78% 24	72.32% 256	3.95% 14	16.95% 60	354
Grass pitches	2.25% 8	54.08% 192	11.55% 41	32.11% 114	355
Synthetic / All weather pitches	1.70% 6	34.09% 120	24.43% 86	39.77% 140	352
Outdoor hard courts / Multi-Use Games Areas	0.85% 3	30.51% 108	26.84% 95	41.81% 148	354
Skate parks	1.14% 4	30.40% 107	22.44% 79	46.02% 162	352
Squash courts	0.58% 2	39.88% 138	11.85% 41	47.69% 165	346
Golf courses / Driving ranges	2.29% 8	55.59% 194	2.58% 9	39.54% 138	349
Outdoor bowls	0.86% 3	34.86% 122	5.71% 20	58.57% 205	350
Indoor bowls	1.14% 4	34.76% 122	5.13% 18	58.97% 207	351
Athletics facilities	0.29% 1	44.83% 156	11.49% 40	43.39% 151	348
Indoor tennis	0.57% 2	31.25% 110	18.18% 64	50.00% 176	352
Community centres / Village halls (for sports/active recreation use)	1.45% 5	55.65% 192	16.52% 57	26.38% 91	345

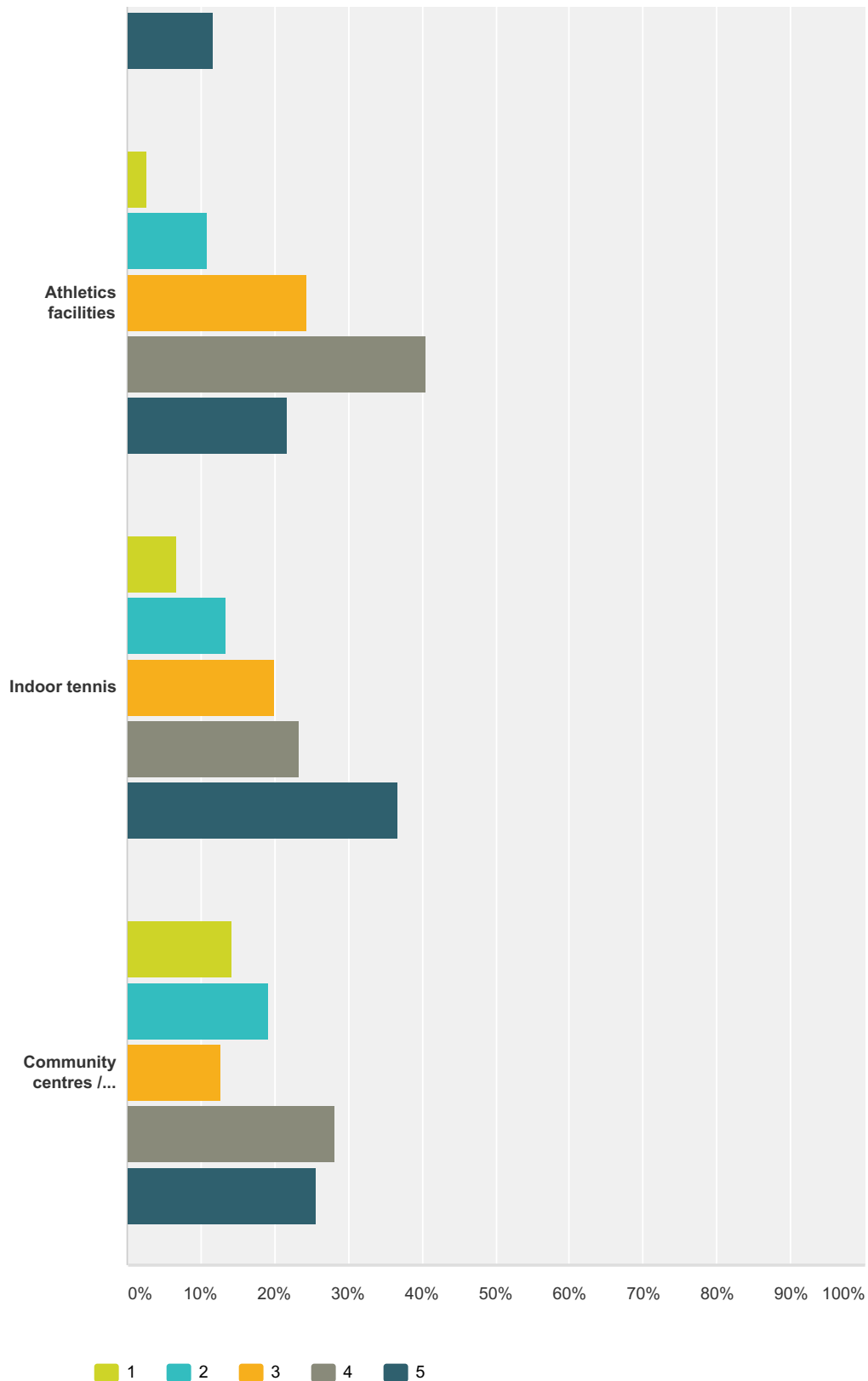
Q4 How IMPORTANT are each of the following types of facilities to you? (Please rank your top 5 facilities in order of importance. 1 = most important)

Answered: 344 Skipped: 81







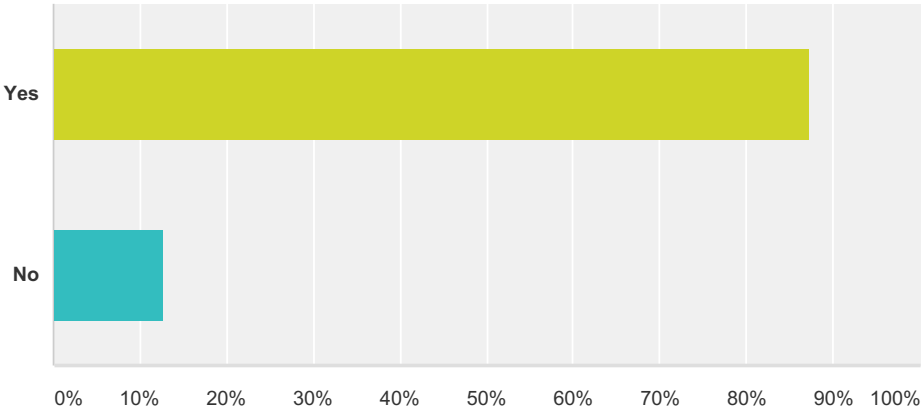


	1	2	3	4	5	Total
Walking / Running routes (traffic free)	44.40% 107	22.82% 55	13.69% 33	9.13% 22	9.96% 24	241
Cycle routes	23.50% 51	30.41% 66	17.97% 39	17.51% 38	10.60% 23	217
Sports halls	10.34% 12	15.52% 18	37.93% 44	18.10% 21	18.10% 21	116

Swimming pools	16.98% 36	27.36% 58	25.47% 54	16.51% 35	13.68% 29	212
Gym / fitness facilities	24.83% 37	22.15% 33	20.13% 30	18.79% 28	14.09% 21	149
Grass pitches	15.73% 14	16.85% 15	26.97% 24	21.35% 19	19.10% 17	89
Synthetic / All weather pitches	33.87% 21	14.52% 9	14.52% 9	19.35% 12	17.74% 11	62
Outdoor hard courts / Multi-Use Games Areas	7.81% 5	12.50% 8	20.31% 13	23.44% 15	35.94% 23	64
Skate parks	13.04% 3	4.35% 1	13.04% 3	21.74% 5	47.83% 11	23
Squash courts	11.76% 2	29.41% 5	0.00% 0	17.65% 3	41.18% 7	17
Golf courses / Driving ranges	14.75% 9	9.84% 6	16.39% 10	29.51% 18	29.51% 18	61
Outdoor bowls	10.53% 2	21.05% 4	15.79% 3	10.53% 2	42.11% 8	19
Indoor bowls	11.76% 2	11.76% 2	29.41% 5	35.29% 6	11.76% 2	17
Athletics facilities	2.70% 1	10.81% 4	24.32% 9	40.54% 15	21.62% 8	37
Indoor tennis	6.67% 2	13.33% 4	20.00% 6	23.33% 7	36.67% 11	30
Community centres / Village halls (for sports/active recreation use)	14.10% 22	19.23% 30	12.82% 20	28.21% 44	25.64% 40	156

Q5 Do you currently take part in any form of sport or physical activity in your leisure time?As well as formal sports, this also includes running, dance, walking and cycling.

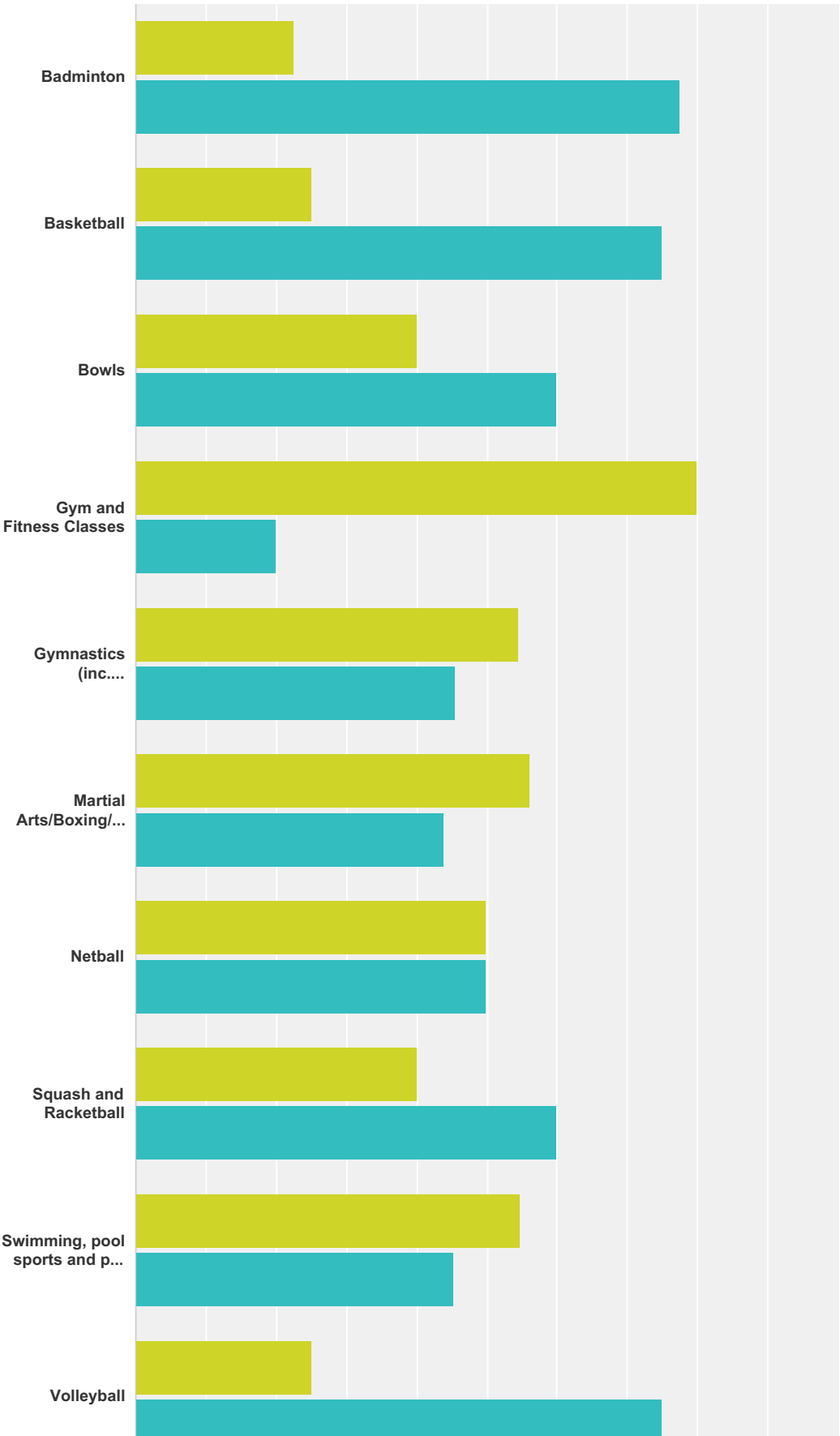
Answered: 351 Skipped: 74

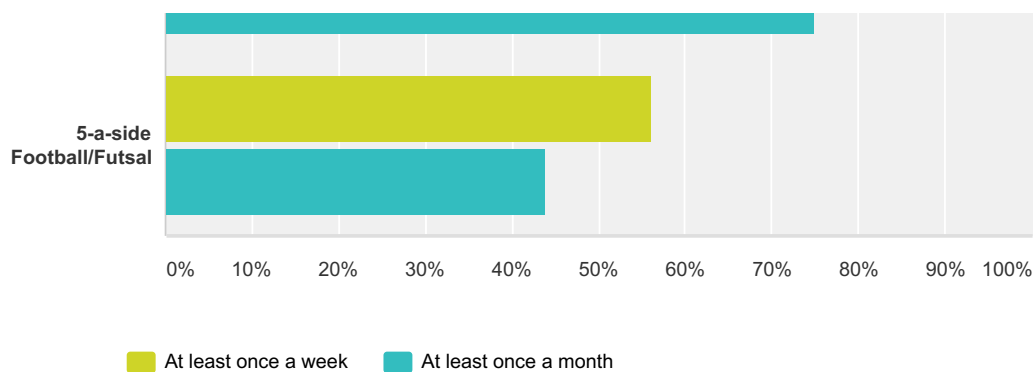


Answer Choices	Responses	
Yes	87.18%	306
No	12.82%	45
Total		351

Q6 How often do you take part in each of the following INDOOR sports/activities?
(Please leave blank if you do not take part)

Answered: 226 Skipped: 199





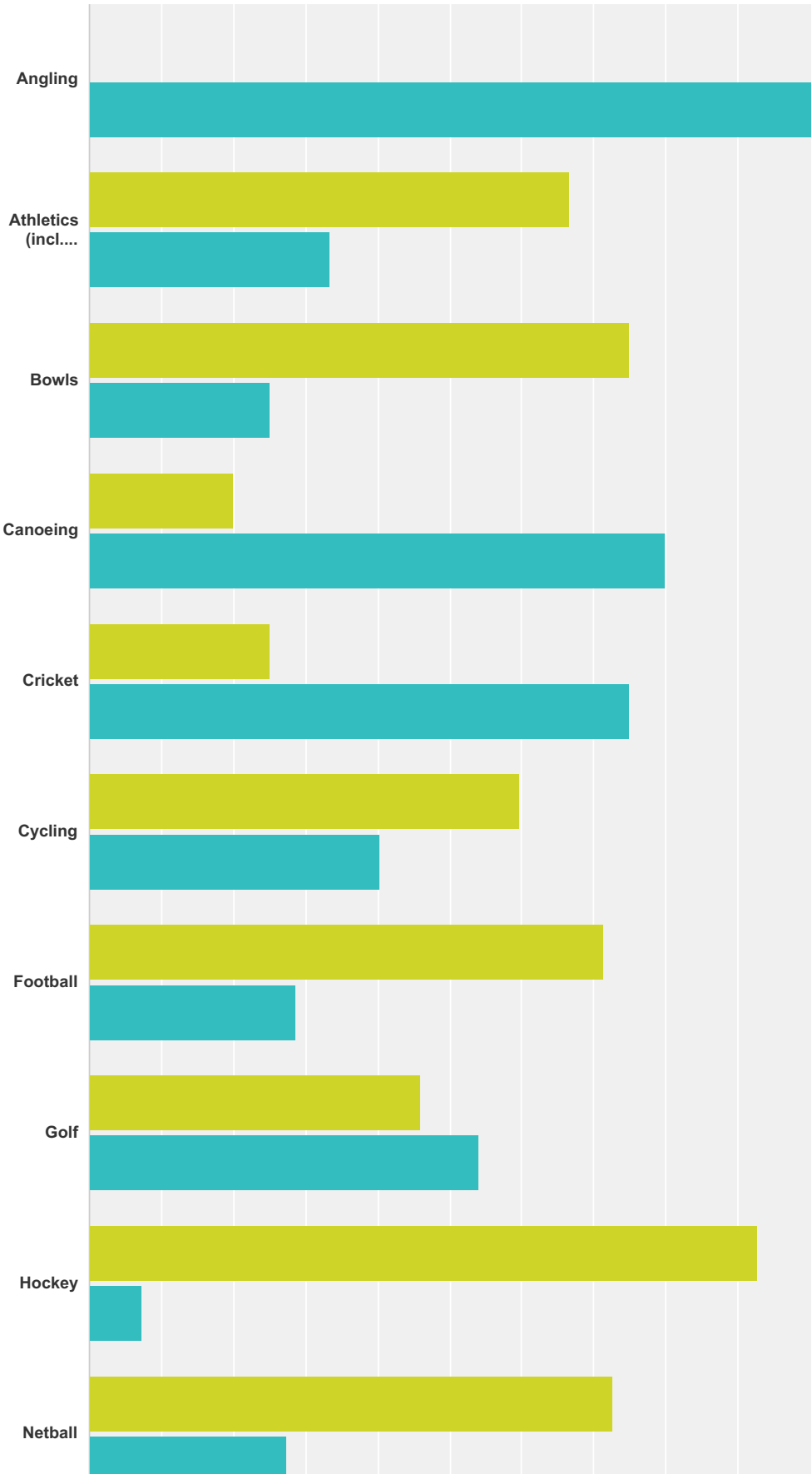
	At least once a week	At least once a month	Total
Badminton	22.64% 12	77.36% 41	53
Basketball	25.00% 3	75.00% 9	12
Bowls	40.00% 4	60.00% 6	10
Gym and Fitness Classes	80.00% 112	20.00% 28	140
Gymnastics (inc. trampolining)	54.55% 6	45.45% 5	11
Martial Arts/Boxing/Judo/Taekwondo/Wrestling etc.	56.25% 9	43.75% 7	16
Netball	50.00% 7	50.00% 7	14
Squash and Racketball	40.00% 10	60.00% 15	25
Swimming, pool sports and pool fitness classes	54.74% 75	45.26% 62	137
Volleyball	25.00% 1	75.00% 3	4
5-a-side Football/Futsal	56.25% 18	43.75% 14	32

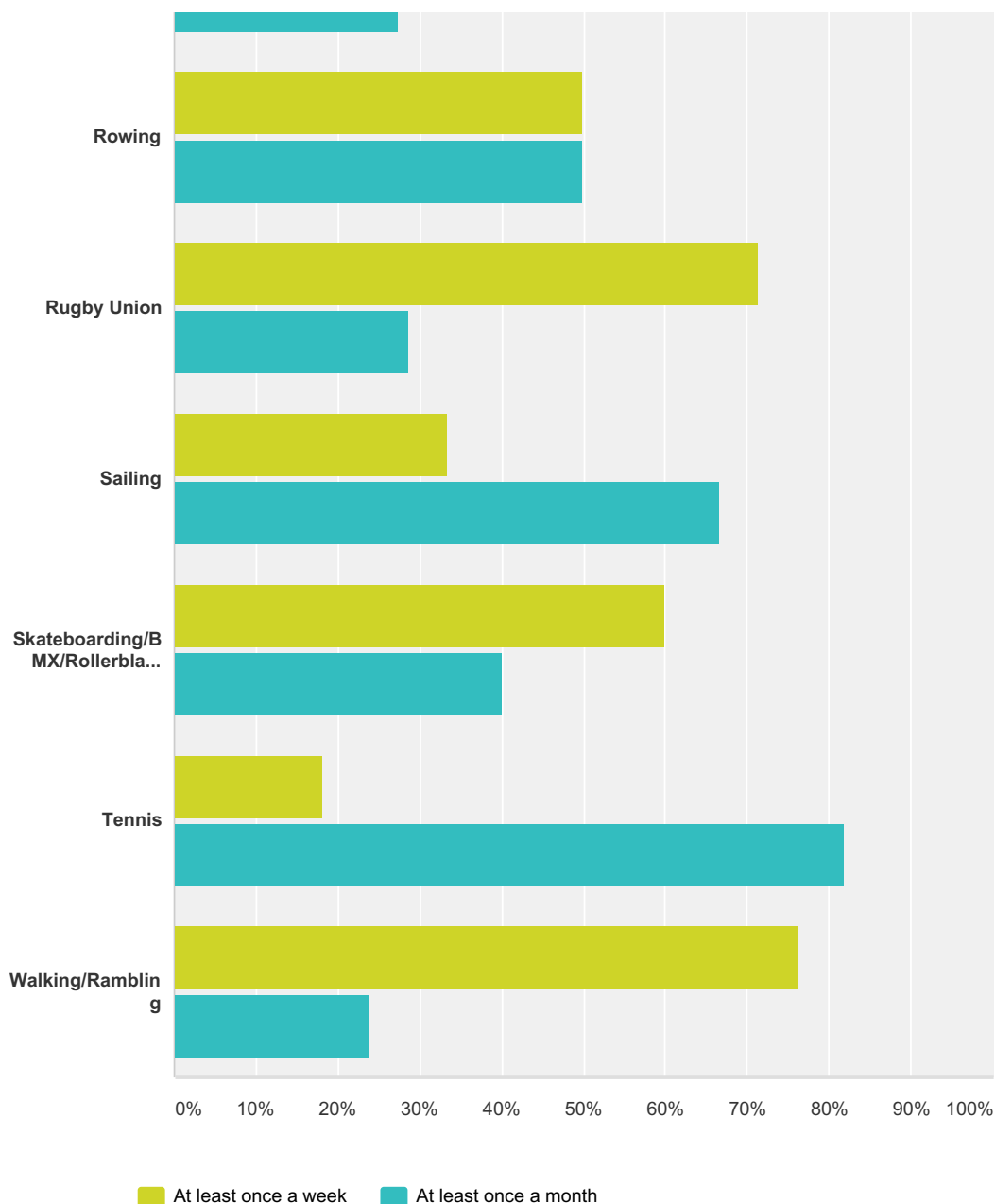
#	Please specify any other indoor sports (including disability sports) you do and how often:	Date
1	Walking. Daily	5/6/2014 11:12 AM
2	running	4/25/2014 8:45 AM
3	Table Tennis once a week	4/25/2014 3:44 AM
4	Children play football but after school and in the school grounds - Woolenwick	4/24/2014 2:46 AM
5	We used to play badminton once a week but have stopped for some reason due to start it up again soon.	4/23/2014 1:01 AM
6	running/ gym	4/22/2014 8:00 AM
7	Yoga - weekly	4/19/2014 4:15 AM
8	Walking	4/15/2014 12:32 AM
9	Golf	4/9/2014 9:05 AM
10	Dog training - weekly	4/9/2014 4:45 AM
11	Croquet at Letchworth 4 or 5 times a week. The indoor bowls facility at the Gordon Craig would lend itself to indoor croquet given the necessary matting with slits to accommodate the hoops and corner flags, etc.	4/9/2014 3:01 AM

12	Tennis once or twice a month	4/9/2014 2:41 AM
13	Boxing and poledancing	4/9/2014 2:24 AM
14	Adult ballet- once a week	4/8/2014 2:34 AM
15	None.	4/3/2014 2:06 PM
16	Gymnastics	4/3/2014 5:21 AM
17	Just going to church and help the old people in volunteer work	4/3/2014 1:55 AM
18	dance weekly	4/3/2014 1:14 AM
19	Less gym than when younger but I used to play Stevenage squash courts too.	4/2/2014 9:54 AM
20	None and none of the above.	3/30/2014 5:42 AM
21	Walking health walks and ramblers	3/25/2014 9:22 AM
22	Tennis - twice a week	3/23/2014 3:18 AM
23	Line dancing 2 x week	3/20/2014 5:25 AM
24	Line dancing/aerobics	3/20/2014 5:20 AM
25	Extend exercises	3/20/2014 5:16 AM
26	Darts - once a week	3/20/2014 4:55 AM
27	Thinking of taking martial arts	3/20/2014 4:38 AM
28	Line dancing twice a week	3/20/2014 4:32 AM
29	Dance 3 times a week	3/20/2014 4:21 AM
30	Pilates - weekly	3/20/2014 2:59 AM
31	Table Tennis (much under rated so no surprise its not on the list!) Once a week.	3/17/2014 7:21 AM
32	Hockey and running	3/14/2014 5:17 PM
33	Pilates once a week	3/14/2014 2:30 PM
34	Ice Hockey once a week not in Stevenage - i travel a long way to play	3/14/2014 9:00 AM
35	Kinesis 2 x weekly	3/13/2014 3:26 AM
36	Table-tennis very occasionally	3/10/2014 5:23 AM
37	Table Tennis Once a week	3/10/2014 4:21 AM
38	Table tennis 4 times per week	3/10/2014 1:13 AM
39	Table tennis-----once about every two months	3/9/2014 12:56 PM
40	Table tennis 2 or 3 times a week	3/7/2014 11:40 PM
41	golf.weekly	3/7/2014 6:43 AM
42	Cycling, vertically every day, PLUS my son at weekends.	3/4/2014 1:59 PM
43	Archery / Air rifle shooting at least monthly	3/4/2014 10:12 AM

Q7 How often do you take part in each of these OUTDOOR sports/activities? (Please leave blank if you do not take part)

Answered: 268 Skipped: 157





	At least once a week	At least once a month	Total
Angling	0.00% 0	100.00% 8	8
Athletics (incl. running/jogging)	66.67% 38	33.33% 19	57
Bowls	75.00% 3	25.00% 1	4
Canoeing	20.00% 1	80.00% 4	5
Cricket	25.00% 2	75.00% 6	8
Cycling	59.63% 65	40.37% 44	109
Football	71.43% 35	28.57% 14	49
Golf	45.95% 17	54.05% 20	37

Hockey	92.59% 25	7.41% 2	27
Netball	72.73% 8	27.27% 3	11
Rowing	50.00% 3	50.00% 3	6
Rugby Union	71.43% 5	28.57% 2	7
Sailing	33.33% 1	66.67% 2	3
Skateboarding/BMX/Rollerblading	60.00% 3	40.00% 2	5
Tennis	18.18% 4	81.82% 18	22
Walking/Rambling	76.21% 157	23.79% 49	206

#	Please specify any other outdoor sports (including disability sports) you do and how often:	Date
1	I have included my children in these answers	4/24/2014 2:47 AM
2	jogging	4/23/2014 7:20 AM
3	I use the sports equipment over the Shephallbury Park frequently - great investment.	4/15/2014 3:37 AM
4	i dont play but my sons play football on synthetic and grass pitches, and golf and tennis	4/14/2014 3:59 AM
5	swimming once a month	4/10/2014 5:18 AM
6	Dog training - weekly. Bird watching - several times a week.	4/9/2014 4:49 AM
7	Croquet at Letchworth several times a week	4/9/2014 3:02 AM
8	Jogging and yoga with college	4/3/2014 1:56 AM
9	Mainly walking and I appreciate off-pavement routes. Also cycling as eco friendly alternative to car. Living where I do, I need to use roads to access cycle tracks and regret they are less often linked to new developments.	4/2/2014 9:55 AM
10	Gardening and conservation tasks such as coppicing	3/30/2014 6:19 AM
11	None of the above and no other recognised sport. I do Stevenage Green Space Volunteering as often as possible.	3/30/2014 5:44 AM
12	running 2 / 3 times a week	3/26/2014 2:48 PM
13	Health walks	3/25/2014 9:22 AM
14	id rather off road cycle routes than cycle paths	3/14/2014 9:01 AM
15	Horse riding	3/13/2014 3:07 AM
16	Horse riding, at least once a month	3/8/2014 10:58 PM
17	canoeing once a year	3/7/2014 11:41 PM
18	Cycling, virtually every day	3/4/2014 1:59 PM

Q8 Name of the sports facility in STEVENAGE that you use most frequently?

Answered: 255 Skipped: 170

#	Responses	Date
1	Rambling	5/6/2014 11:13 AM
2	Kinesis Centre / Swimming Pool	5/1/2014 1:31 AM
3	Peartree Park	4/30/2014 7:52 AM
4	Stevenage Leisure Centre	4/29/2014 5:08 AM
5	Cycle paths	4/28/2014 7:49 AM
6	David Lloyd	4/28/2014 6:10 AM
7	None	4/28/2014 2:30 AM
8	Leisure Centre	4/28/2014 12:49 AM
9	Swimming Pool	4/28/2014 12:34 AM
10	Fairlands Lakes	4/28/2014 12:29 AM
11	Cycle path	4/26/2014 9:01 AM
12	SALC	4/25/2014 8:46 AM
13	fairlands valley	4/25/2014 8:02 AM
14	Meadway	4/25/2014 3:50 AM
15	Parks	4/25/2014 2:53 AM
16	Stevenage Leisure Centre	4/25/2014 1:34 AM
17	Squash Courts	4/25/2014 12:46 AM
18	Active4Less	4/24/2014 11:43 PM
19	leisure centre	4/24/2014 5:40 PM
20	st nicholas park	4/24/2014 10:46 AM
21	swimming	4/24/2014 7:39 AM
22	active for less	4/24/2014 6:53 AM
23	Swimming pool	4/24/2014 6:35 AM
24	Shephalbury park	4/24/2014 5:35 AM
25	Stevenage Swimming Pool	4/24/2014 2:49 AM
26	Cycle Paths	4/24/2014 2:04 AM
27	fairlands valley park	4/24/2014 2:02 AM
28	Swimming pool	4/24/2014 1:59 AM
29	Stevneage Leisure Centre	4/24/2014 1:57 AM
30	Leisure Centre	4/24/2014 1:56 AM
31	swimming pool	4/24/2014 1:44 AM
32	Swimming pool	4/24/2014 1:33 AM
33	Fairlands Valley Park	4/24/2014 12:49 AM
34	Stevenage Leisure Centre	4/23/2014 2:29 PM
35	Shepalbury Park	4/23/2014 10:31 AM

36	Leisure Centre	4/23/2014 10:01 AM
37	Trugym	4/23/2014 9:58 AM
38	Walking traffic free areas in town centre	4/23/2014 9:00 AM
39	Golf Centre	4/23/2014 8:47 AM
40	Do not use the facilities in Stevenage	4/23/2014 7:46 AM
41	Stevenage Leisure centre	4/23/2014 7:40 AM
42	leisure centre	4/23/2014 7:29 AM
43	fitness 4 less gym	4/23/2014 7:28 AM
44	SWIMMING POOL	4/23/2014 7:15 AM
45	Fit4less	4/23/2014 7:13 AM
46	lifestyle - stevenage leisure	4/23/2014 7:11 AM
47	Stevenage Leisure Centre	4/23/2014 1:38 AM
48	Leisure Centre	4/23/2014 1:02 AM
49	St.Nicholas park	4/22/2014 6:20 PM
50	Chells park	4/22/2014 3:07 PM
51	TruGym	4/22/2014 9:08 AM
52	Marriots	4/22/2014 8:01 AM
53	stevenage golf course	4/22/2014 8:00 AM
54	Swimming Pool	4/22/2014 7:57 AM
55	David Lloyd Fitness centre	4/22/2014 7:46 AM
56	Lifestyles gym	4/22/2014 5:03 AM
57	nobel school all weather pitch	4/22/2014 12:17 AM
58	Swimming Pool	4/21/2014 11:58 PM
59	Swimming Pool	4/19/2014 4:17 AM
60	swimming pool	4/18/2014 5:20 AM
61	Swimming Pool, Leisure Centre	4/17/2014 5:57 AM
62	Leisure Centre	4/16/2014 12:03 AM
63	Green Countryside	4/15/2014 9:46 AM
64	Stevenage Arts and Leisure Centre	4/15/2014 8:11 AM
65	Shephallbury Park Outdoor Gym Equipment	4/15/2014 3:38 AM
66	swimming pool	4/14/2014 4:48 AM
67	the valley	4/14/2014 4:00 AM
68	fairlands valley park	4/14/2014 3:02 AM
69	The cycle paths	4/14/2014 2:53 AM
70	fairlands valley park	4/14/2014 1:48 AM
71	Swimming Pool	4/14/2014 1:43 AM
72	none	4/11/2014 4:23 AM
73	cycle tracks	4/10/2014 10:55 PM
74	David Lloyd gym	4/10/2014 4:10 PM
75	walking around Forster Country	4/10/2014 5:18 AM
76	Stevenage golf club	4/9/2014 9:07 AM

77	Stevenage Leisure Limited	4/9/2014 8:19 AM
78	fairlands valley lakes	4/9/2014 6:50 AM
79	Lifestyles gym	4/9/2014 6:21 AM
80	Stevenage Swimming Pool	4/9/2014 5:18 AM
81	open space known as Foster Country	4/9/2014 4:49 AM
82	Active 4 Less Gym	4/9/2014 4:26 AM
83	Stevenage Leisure Centre	4/9/2014 3:56 AM
84	none	4/9/2014 3:38 AM
85	non-traffic areas	4/9/2014 2:52 AM
86	Stevenage Leisure Centre	4/9/2014 2:47 AM
87	Frster Country	4/9/2014 2:43 AM
88	Gym at Gordan craig	4/9/2014 2:25 AM
89	Stevenage Arts and Leisure Centre	4/9/2014 2:16 AM
90	Stevenage Lesuire Centre Gym	4/9/2014 2:06 AM
91	Stevenage Leisure Centre	4/8/2014 7:51 AM
92	stevenage bowling club	4/8/2014 6:13 AM
93	Swimming Pool	4/8/2014 2:51 AM
94	Stevenage Leisure	4/8/2014 2:41 AM
95	Shephall Leisure Centre	4/8/2014 2:35 AM
96	Fit4less	4/8/2014 2:31 AM
97	Stevenage Swimming Pool	4/8/2014 2:25 AM
98	Chells Manor Community Centre	4/8/2014 2:20 AM
99	Stevenage Swimming Centre	4/8/2014 2:13 AM
100	Swimming Pool	4/8/2014 2:07 AM
101	Pool	4/8/2014 1:54 AM
102	Swimming Centre	4/8/2014 1:50 AM
103	Swimming Pool	4/8/2014 1:45 AM
104	Swimming pool	4/8/2014 1:35 AM
105	Swimming	4/8/2014 1:31 AM
106	Community centre	4/8/2014 1:24 AM
107	Swimming Pool	4/8/2014 1:19 AM
108	Marriots Gym	4/7/2014 8:40 AM
109	Hampson Park	4/7/2014 8:35 AM
110	Swimming Centre	4/6/2014 12:43 AM
111	Leisure Centre	4/6/2014 12:30 AM
112	Swimming Centre	4/6/2014 12:24 AM
113	Swimming Centre	4/6/2014 12:06 AM
114	Stevenage Leisure	4/3/2014 2:25 PM
115	Fairlands Valley Park	4/3/2014 2:09 PM
116	leisure centre	4/3/2014 6:10 AM
117	Stevenage Leisure Centre	4/3/2014 5:26 AM

118	Marriots Gym	4/3/2014 5:22 AM
119	Stevenage pool	4/3/2014 4:58 AM
120	David Lloyds	4/3/2014 4:52 AM
121	Swimming pool	4/3/2014 4:46 AM
122	Golf course	4/3/2014 3:14 AM
123	Swimming pool	4/3/2014 2:20 AM
124	Swimming pool	4/3/2014 2:16 AM
125	Stevenage Leisure Centre	4/3/2014 2:09 AM
126	Swimming pool	4/3/2014 2:03 AM
127	Swimming pool	4/3/2014 1:56 AM
128	Swimming pool	4/3/2014 1:48 AM
129	Swimming pool	4/3/2014 1:39 AM
130	Swimming pool	4/3/2014 1:34 AM
131	Swimming pool	4/3/2014 1:20 AM
132	Stevenage pool	4/3/2014 1:14 AM
133	Do cycle tracks count? Do footpaths count?	4/2/2014 9:59 AM
134	parks and green spaces.	3/30/2014 6:20 AM
135	Parks where green Space volunteering occurs	3/30/2014 5:49 AM
136	Walking round the lakes	3/27/2014 1:06 AM
137	marriotts	3/26/2014 2:48 PM
138	indoor bowling alley	3/26/2014 5:14 AM
139	Fairlands Valley	3/26/2014 5:00 AM
140	meadows woodland	3/26/2014 3:02 AM
141	Parks	3/25/2014 1:45 PM
142	cycling	3/25/2014 12:43 PM
143	Fairlands Valley	3/25/2014 9:25 AM
144	Fairlands	3/25/2014 9:23 AM
145	stevenage swimming pool	3/25/2014 8:57 AM
146	David Lloyd	3/24/2014 8:50 AM
147	Leisure Centre	3/23/2014 3:19 AM
148	Outdoor Footpaths	3/22/2014 7:33 AM
149	Swimming Centre	3/20/2014 5:20 AM
150	Swimming Pool and Spa	3/20/2014 5:17 AM
151	Leisure Centre	3/20/2014 5:13 AM
152	Odyssey	3/20/2014 5:09 AM
153	Leisure Centre	3/20/2014 5:06 AM
154	Leisure Centre	3/20/2014 5:03 AM
155	Bowls at Shephalbury Park	3/20/2014 5:00 AM
156	Leisure Centre	3/20/2014 4:56 AM
157	Gym, Swimming	3/20/2014 4:46 AM
158	Swimming Pool	3/20/2014 4:33 AM

159	Leisure Centre	3/20/2014 4:32 AM
160	Leisure Centre	3/20/2014 4:21 AM
161	Swimming Centre	3/20/2014 4:13 AM
162	Swimming Centre	3/20/2014 4:07 AM
163	Leisure Centre	3/20/2014 3:59 AM
164	Hampson Park	3/20/2014 3:48 AM
165	Stevenage Leisure Centre	3/20/2014 3:38 AM
166	Swimming pool	3/20/2014 3:20 AM
167	Pin Green Community Centre	3/20/2014 3:01 AM
168	david lloyd	3/17/2014 1:46 PM
169	Arts & Leisure Centre	3/17/2014 7:23 AM
170	Marriotts and Stevenage Leisure Centre	3/15/2014 12:08 PM
171	Noble Astro	3/15/2014 11:39 AM
172	Nobel school	3/15/2014 7:56 AM
173	Hockey club / Noble synth pitch	3/15/2014 4:27 AM
174	Football	3/15/2014 2:47 AM
175	Nobel Hockey pitch	3/15/2014 2:24 AM
176	Nobel astro	3/15/2014 2:02 AM
177	Nobel astro pitch	3/15/2014 12:27 AM
178	Nobel School astro pitch	3/14/2014 11:06 PM
179	Nobel all weather	3/14/2014 5:19 PM
180	nobel school	3/14/2014 4:52 PM
181	noble school all weather pitch	3/14/2014 2:53 PM
182	Nobel school	3/14/2014 2:47 PM
183	Nobel School Astroturf	3/14/2014 2:31 PM
184	Nobel Astro turf	3/14/2014 2:27 PM
185	astro pitch at Nobel School	3/14/2014 2:27 PM
186	Nobel School Astroturf pitch	3/14/2014 2:24 PM
187	Hockey club nobel school all weather pitch	3/14/2014 1:45 PM
188	Nobel school all weather pitch	3/14/2014 10:47 AM
189	Stevenage leisure centre	3/14/2014 10:36 AM
190	Nobel Astro turf	3/14/2014 9:02 AM
191	Noble All-weather Pitch	3/14/2014 8:52 AM
192	Nobel Astro Turf	3/14/2014 8:38 AM
193	Fairlands Valley Park	3/14/2014 7:50 AM
194	Nobel school AstroTurf	3/14/2014 6:07 AM
195	Stevenage Arts and Leisure Centre	3/14/2014 4:31 AM
196	Emporeres Head comminty centre	3/13/2014 2:55 PM
197	Barclay school Gym	3/13/2014 2:41 PM
198	Stevenage Cricket Club	3/13/2014 1:17 PM
199	Stevenage Leisure centre and swimming pool	3/13/2014 9:50 AM

200	Swimming pool	3/13/2014 9:15 AM
201	parks pitches	3/13/2014 8:00 AM
202	Stevenage Leisure Centre	3/13/2014 5:53 AM
203	Leisure Centre	3/13/2014 4:46 AM
204	Leisure Centre	3/13/2014 4:39 AM
205	Leisure Centre	3/13/2014 4:31 AM
206	Leisure Centre	3/13/2014 4:22 AM
207	Stevenage Golf Centre	3/13/2014 4:03 AM
208	Leisure Centre	3/13/2014 3:57 AM
209	Stevenage Leisure Ltd facilities	3/13/2014 3:51 AM
210	Stevenage Football Academy	3/13/2014 3:44 AM
211	Leisure Centre	3/13/2014 3:38 AM
212	Leisure Centre	3/13/2014 3:27 AM
213	Leisure Centre	3/13/2014 3:20 AM
214	Arts & Leisure Centre	3/13/2014 3:09 AM
215	Leisure Centre	3/13/2014 3:00 AM
216	Stevenage Hockey Club	3/12/2014 3:00 PM
217	Stevenage Hockey - Nobel School	3/12/2014 9:56 AM
218	Leisure Centre	3/11/2014 10:29 AM
219	swimming pool	3/11/2014 6:10 AM
220	John Henry Newman School	3/11/2014 6:00 AM
221	The Leisure Centre	3/11/2014 12:52 AM
222	Cycle Trackx	3/10/2014 3:50 PM
223	Leisure Centre	3/10/2014 9:53 AM
224	Fairlands	3/10/2014 7:48 AM
225	Fairlands Valley	3/10/2014 5:29 AM
226	Longmeadow Evangelical Church	3/10/2014 4:24 AM
227	Fairlands Valley Park	3/9/2014 1:01 PM
228	Nobel School	3/9/2014 9:24 AM
229	Ridlins Athletics Track	3/9/2014 7:43 AM
230	Walking routes	3/8/2014 10:59 PM
231	Ridlins Athletics Track	3/8/2014 12:33 PM
232	Active 4 less	3/7/2014 11:42 PM
233	Odyssey (private)	3/7/2014 1:29 PM
234	cycle tracks	3/7/2014 11:10 AM
235	St Nicholas Park	3/7/2014 9:47 AM
236	Swimming pool	3/7/2014 9:19 AM
237	Emporer's Head Community Hall	3/7/2014 8:38 AM
238	fairlands	3/7/2014 8:33 AM
239	Chells Manor Community Centre	3/7/2014 7:07 AM
240	Swimming Pool	3/7/2014 6:55 AM

241	david lloyd	3/7/2014 6:45 AM
242	Fairlands	3/4/2014 2:20 PM
243	Cycle Tracks	3/4/2014 1:11 PM
244	Fair lands valley	3/4/2014 12:29 PM
245	Fairlands Valley	3/4/2014 11:33 AM
246	Lamex stadium	3/4/2014 10:51 AM
247	Barnwell School Sports Hall	3/4/2014 10:47 AM
248	Stevenage Swimming Pool	3/3/2014 7:44 AM
249	Golf course	3/1/2014 3:07 PM
250	gordon craig leisure	2/28/2014 4:01 AM
251	STevenage Leisure Centre	2/28/2014 2:13 AM
252	Cycle tracks	2/27/2014 12:34 PM
253	Swimming Pool	2/27/2014 7:34 AM
254	Shephallbury Park	2/27/2014 7:33 AM
255	Swimming	2/27/2014 6:59 AM

Q9 What activity do you use it for?

Answered: 249 Skipped: 176

#	Responses	Date
1	Health and enjoyment	5/6/2014 11:13 AM
2	Tai Chi / Swimming	5/1/2014 1:31 AM
3	Sport	4/30/2014 7:52 AM
4	GYM	4/29/2014 5:08 AM
5	cycling	4/28/2014 7:49 AM
6	Gym, Yoga, swimming etc.	4/28/2014 6:10 AM
7	N/A	4/28/2014 2:30 AM
8	Gym, Squash, Badminton, Classes	4/28/2014 12:49 AM
9	Lane Swimming	4/28/2014 12:34 AM
10	Walking and cycling	4/28/2014 12:29 AM
11	cycling	4/26/2014 9:01 AM
12	SQUASH	4/25/2014 8:46 AM
13	kayaking	4/25/2014 8:02 AM
14	football	4/25/2014 3:50 AM
15	Cycling & Running	4/25/2014 2:53 AM
16	Gym	4/25/2014 1:34 AM
17	Squash!	4/25/2014 12:46 AM
18	Fitness	4/24/2014 11:43 PM
19	sports, basketball	4/24/2014 5:40 PM
20	family recreation childrens play	4/24/2014 10:46 AM
21	swimming	4/24/2014 7:39 AM
22	kick boxing	4/24/2014 6:53 AM
23	Swimming	4/24/2014 6:35 AM
24	Gym training and walking	4/24/2014 5:35 AM
25	Swimming	4/24/2014 2:49 AM
26	Cycling and Running	4/24/2014 2:04 AM
27	walking and childrens play area	4/24/2014 2:02 AM
28	swimming	4/24/2014 1:59 AM
29	Gym and Indoor Sports Hall for five-a-side football	4/24/2014 1:57 AM
30	Gym	4/24/2014 1:56 AM
31	swimming	4/24/2014 1:44 AM
32	swimming	4/24/2014 1:33 AM
33	Running	4/24/2014 12:49 AM
34	Football, fitness	4/23/2014 2:29 PM
35	Walking	4/23/2014 10:31 AM
36	Badminton and Gym	4/23/2014 10:01 AM

37	Weight Training/Running	4/23/2014 9:58 AM
38	Walking	4/23/2014 9:00 AM
39	Golf	4/23/2014 8:47 AM
40	Gym	4/23/2014 7:40 AM
41	gym	4/23/2014 7:29 AM
42	general fitness and strength	4/23/2014 7:28 AM
43	LANE SWIMS	4/23/2014 7:15 AM
44	Gym	4/23/2014 7:13 AM
45	gym	4/23/2014 7:11 AM
46	Badminton	4/23/2014 1:38 AM
47	badminton	4/23/2014 1:02 AM
48	out door gym	4/22/2014 6:20 PM
49	Football running	4/22/2014 3:07 PM
50	Gym and Fitness	4/22/2014 9:08 AM
51	Running	4/22/2014 8:01 AM
52	golf	4/22/2014 8:00 AM
53	Swimming	4/22/2014 7:57 AM
54	Swimming	4/22/2014 7:46 AM
55	Pilates classes	4/22/2014 5:03 AM
56	youth football	4/22/2014 12:17 AM
57	Swimming	4/21/2014 11:58 PM
58	Swimming	4/19/2014 4:17 AM
59	swimming	4/18/2014 5:20 AM
60	Swimming, Badminton	4/17/2014 5:57 AM
61	Gym	4/16/2014 12:03 AM
62	Walking	4/15/2014 9:46 AM
63	Classes	4/15/2014 8:11 AM
64	All equipment for fitness	4/15/2014 3:38 AM
65	swimming	4/14/2014 4:48 AM
66	football training and games	4/14/2014 4:00 AM
67	walking the dog	4/14/2014 3:02 AM
68	cycling, running, walking	4/14/2014 2:53 AM
69	walking and childrens playground	4/14/2014 1:48 AM
70	Take my son swimming	4/14/2014 1:43 AM
71	none	4/11/2014 4:23 AM
72	cycling	4/10/2014 10:55 PM
73	dance	4/10/2014 4:10 PM
74	walking / relaxing	4/10/2014 5:18 AM
75	Golf range and course	4/9/2014 9:07 AM
76	Classes and the gym	4/9/2014 8:19 AM
77	running	4/9/2014 6:50 AM

78	Rowing	4/9/2014 6:21 AM
79	Leisure Swimming	4/9/2014 5:18 AM
80	Walking, dog walking and bird watching	4/9/2014 4:49 AM
81	Gym - cardio and weight work	4/9/2014 4:26 AM
82	Netball	4/9/2014 3:56 AM
83	walking	4/9/2014 2:52 AM
84	Gym facilities	4/9/2014 2:47 AM
85	Walking	4/9/2014 2:43 AM
86	gym and classes	4/9/2014 2:25 AM
87	Gym and Squash	4/9/2014 2:16 AM
88	Weights and Cardio	4/9/2014 2:06 AM
89	5-a-side football	4/8/2014 7:51 AM
90	outdoor bowls	4/8/2014 6:13 AM
91	Swimming	4/8/2014 2:51 AM
92	Gym/Swimming	4/8/2014 2:41 AM
93	Dance/Keep fit	4/8/2014 2:35 AM
94	Gym	4/8/2014 2:31 AM
95	Swimming	4/8/2014 2:25 AM
96	Pilates	4/8/2014 2:20 AM
97	Swimming	4/8/2014 2:13 AM
98	Swimming	4/8/2014 2:07 AM
99	Swim	4/8/2014 1:54 AM
100	Swimming	4/8/2014 1:50 AM
101	Swimming	4/8/2014 1:45 AM
102	gym	4/8/2014 1:35 AM
103	Zumba	4/8/2014 1:24 AM
104	Swimming lessons	4/8/2014 1:19 AM
105	Fitness classes	4/7/2014 8:40 AM
106	Dog walking	4/7/2014 8:35 AM
107	Swimming	4/6/2014 12:43 AM
108	Gym	4/6/2014 12:30 AM
109	Swimming	4/6/2014 12:24 AM
110	Swimming	4/6/2014 12:06 AM
111	Gym, Swimming, Golf	4/3/2014 2:25 PM
112	Cycling & walking	4/3/2014 2:09 PM
113	bowling	4/3/2014 6:10 AM
114	Keep fit	4/3/2014 5:26 AM
115	Gymnastics	4/3/2014 5:22 AM
116	training	4/3/2014 4:58 AM
117	Gym, swimming	4/3/2014 4:52 AM
118	Swimming	4/3/2014 4:46 AM

119	Golf	4/3/2014 3:14 AM
120	Swimming	4/3/2014 2:20 AM
121	Kinesis/tai che	4/3/2014 2:16 AM
122	gym and fitness classes	4/3/2014 2:09 AM
123	Swimming	4/3/2014 2:03 AM
124	spinning	4/3/2014 1:56 AM
125	Swimming	4/3/2014 1:48 AM
126	Swimming	4/3/2014 1:39 AM
127	Swimming	4/3/2014 1:20 AM
128	swimming and diving	4/3/2014 1:14 AM
129	Accessing town centre	4/2/2014 9:59 AM
130	walking	3/30/2014 6:20 AM
131	Ground maintenance, coppicing & scrub clearance.	3/30/2014 5:49 AM
132	walking	3/27/2014 1:06 AM
133	running	3/26/2014 2:48 PM
134	bowling	3/26/2014 5:14 AM
135	Walking	3/26/2014 5:00 AM
136	walking/rambling	3/26/2014 3:02 AM
137	Running	3/25/2014 1:45 PM
138	weekend fitness and jdaily ourney to the station	3/25/2014 12:43 PM
139	Walking	3/25/2014 9:25 AM
140	Walking	3/25/2014 9:23 AM
141	swimming, aquacise, kinesis and salsacise classes	3/25/2014 8:57 AM
142	personal training	3/24/2014 8:50 AM
143	Hobby - Calligraphy	3/23/2014 3:19 AM
144	Walking/rambling	3/22/2014 7:33 AM
145	swimming	3/20/2014 5:20 AM
146	Aqua exercises	3/20/2014 5:17 AM
147	Badminton	3/20/2014 5:13 AM
148	Keep fit	3/20/2014 5:09 AM
149	Gym	3/20/2014 5:06 AM
150	Classes & Gym	3/20/2014 5:03 AM
151	Bowls	3/20/2014 5:00 AM
152	Gym classes	3/20/2014 4:56 AM
153	Aquacise	3/20/2014 4:33 AM
154	Line dancing	3/20/2014 4:32 AM
155	dance classes	3/20/2014 4:21 AM
156	Pilates, Kinesis, swimming	3/20/2014 4:13 AM
157	Pilates, Kinesis, swimming, yoga, salsa	3/20/2014 4:07 AM
158	Badminton	3/20/2014 3:59 AM
159	Dog walking	3/20/2014 3:48 AM

160	5-a-side	3/20/2014 3:38 AM
161	Swimming	3/20/2014 3:20 AM
162	Pilates	3/20/2014 3:01 AM
163	gym/fitness	3/17/2014 1:46 PM
164	Gym / Badminton	3/17/2014 7:23 AM
165	Netball & Badminton	3/15/2014 12:08 PM
166	Hockey	3/15/2014 11:39 AM
167	Hockey	3/15/2014 7:56 AM
168	Hockey	3/15/2014 4:27 AM
169	Hockey	3/15/2014 2:24 AM
170	Hockey	3/15/2014 2:02 AM
171	Hockey	3/15/2014 12:27 AM
172	Hockey	3/14/2014 11:06 PM
173	Hockey	3/14/2014 5:19 PM
174	hockey	3/14/2014 4:52 PM
175	hockey	3/14/2014 2:53 PM
176	hockey	3/14/2014 2:47 PM
177	Hockey	3/14/2014 2:31 PM
178	Hockey	3/14/2014 2:27 PM
179	hockey	3/14/2014 2:27 PM
180	Hockey	3/14/2014 2:24 PM
181	Hockey	3/14/2014 1:45 PM
182	Hockey	3/14/2014 10:47 AM
183	Netball and gym	3/14/2014 10:36 AM
184	Hockey	3/14/2014 9:02 AM
185	Hockey	3/14/2014 8:52 AM
186	Hockey	3/14/2014 8:38 AM
187	Meeting point/cafe/toilet break	3/14/2014 7:50 AM
188	Hockey training and matches	3/14/2014 6:07 AM
189	Squash	3/14/2014 4:31 AM
190	pilates	3/13/2014 2:55 PM
191	Karate	3/13/2014 2:41 PM
192	cricket	3/13/2014 1:17 PM
193	bowls, keep fit, swimming, theatre	3/13/2014 9:50 AM
194	Scuba club	3/13/2014 9:15 AM
195	football	3/13/2014 8:00 AM
196	5-a-side football	3/13/2014 5:53 AM
197	Fitness	3/13/2014 4:46 AM
198	gym/squash, badminton	3/13/2014 4:39 AM
199	gym	3/13/2014 4:31 AM
200	Gym/football	3/13/2014 4:22 AM

201	Golf	3/13/2014 4:03 AM
202	Fitness Classes	3/13/2014 3:57 AM
203	gym, football	3/13/2014 3:51 AM
204	football	3/13/2014 3:44 AM
205	gym/squash/badminton	3/13/2014 3:38 AM
206	Dance/fitness classes	3/13/2014 3:27 AM
207	Badminton	3/13/2014 3:20 AM
208	Gym and kids activities	3/13/2014 3:09 AM
209	gym	3/13/2014 3:00 AM
210	Hockey	3/12/2014 3:00 PM
211	Hockey	3/12/2014 9:56 AM
212	Squash	3/11/2014 10:29 AM
213	swimming	3/11/2014 6:10 AM
214	Tennis	3/11/2014 6:00 AM
215	Swimming	3/11/2014 12:52 AM
216	Cycling	3/10/2014 3:50 PM
217	Badminton	3/10/2014 9:53 AM
218	Walking	3/10/2014 7:48 AM
219	Walking, bird-watching	3/10/2014 5:29 AM
220	Table Tennis	3/10/2014 4:24 AM
221	walking	3/9/2014 1:01 PM
222	Hockey	3/9/2014 9:24 AM
223	Running	3/9/2014 7:43 AM
224	Walking	3/8/2014 10:59 PM
225	track running	3/8/2014 12:33 PM
226	Gym	3/7/2014 11:42 PM
227	swimming and weight training	3/7/2014 1:29 PM
228	cycling	3/7/2014 11:10 AM
229	Taking kids to playground	3/7/2014 9:47 AM
230	Swimming	3/7/2014 9:19 AM
231	Pilates	3/7/2014 8:38 AM
232	walking	3/7/2014 8:33 AM
233	Pilates classes	3/7/2014 7:07 AM
234	Swimming	3/7/2014 6:55 AM
235	general fitness	3/7/2014 6:45 AM
236	Cycling/playground/walking	3/4/2014 2:20 PM
237	Cycling	3/4/2014 1:11 PM
238	Walking	3/4/2014 12:29 PM
239	walking	3/4/2014 11:33 AM
240	Watching football	3/4/2014 10:51 AM
241	football	3/4/2014 10:47 AM

242	Swimming	3/3/2014 7:44 AM
243	Golf	3/1/2014 3:07 PM
244	badminton	2/28/2014 4:01 AM
245	Badminton	2/28/2014 2:13 AM
246	Cycling	2/27/2014 12:34 PM
247	Swimming and spa	2/27/2014 7:34 AM
248	Multi activities with children -walking, cycling, football	2/27/2014 7:33 AM
249	Swimming	2/27/2014 6:59 AM

Q10 Why do you use this facility over others?

Answered: 236 Skipped: 189

#	Responses	Date
1	Near to my house	4/30/2014 7:52 AM
2	access and cost, choice of classes	4/29/2014 5:08 AM
3	Not intrested in the others	4/28/2014 7:49 AM
4	I pay to belong and it's convenient and uncrowded when I go.	4/28/2014 6:10 AM
5	N/A	4/28/2014 2:30 AM
6	Cheap and good location	4/28/2014 12:49 AM
7	Cheaper to use than private memberships	4/28/2014 12:34 AM
8	It is local, clean and open space well managed.	4/28/2014 12:29 AM
9	commute and fitness and enjoyment	4/26/2014 9:01 AM
10	only one to use	4/25/2014 8:02 AM
11	good changing facilities	4/25/2014 3:50 AM
12	No traffic	4/25/2014 2:53 AM
13	Cheap membership	4/25/2014 1:34 AM
14	Playing squash	4/25/2014 12:46 AM
15	Excellent Fitness Classes	4/24/2014 11:43 PM
16	only facility available now	4/24/2014 5:40 PM
17	more variety nice place to visit	4/24/2014 10:46 AM
18	convienance	4/24/2014 7:39 AM
19	i enjoy the class and instructor	4/24/2014 6:53 AM
20	Price	4/24/2014 6:35 AM
21	Close proximity to home	4/24/2014 5:35 AM
22	Only pool in Stevenage for Son's age group of swimming. My other Son uses JJ's swim school in chells	4/24/2014 2:49 AM
23	Safety	4/24/2014 2:04 AM
24	biggest and beat	4/24/2014 2:02 AM
25	want to	4/24/2014 1:59 AM
26	Location close to work	4/24/2014 1:57 AM
27	Concession & near work	4/24/2014 1:56 AM
28	location	4/24/2014 1:44 AM
29	i enjoy swimming first thing in the morning	4/24/2014 1:33 AM
30	Traffic free/nice space	4/24/2014 12:49 AM
31	Staff discount	4/23/2014 2:29 PM
32	Open, very green and well managed	4/23/2014 10:31 AM
33	price	4/23/2014 10:01 AM
34	Price/Convenience	4/23/2014 9:58 AM
35	Work	4/23/2014 9:00 AM

36	Only golf course	4/23/2014 8:47 AM
37	to improve my well being	4/23/2014 7:40 AM
38	facilities	4/23/2014 7:29 AM
39	cost and location	4/23/2014 7:28 AM
40	MY FAVOURITE ACTIVITY	4/23/2014 7:15 AM
41	Convenience to the office	4/23/2014 7:13 AM
42	because i work ofr SBC	4/23/2014 7:11 AM
43	Proximity to work	4/23/2014 1:38 AM
44	nearest and best value	4/23/2014 1:02 AM
45	Size proximity	4/22/2014 3:07 PM
46	Gym and Fitness	4/22/2014 9:08 AM
47	running group meeting point	4/22/2014 8:01 AM
48	its the only one	4/22/2014 8:00 AM
49	Convenient	4/22/2014 7:57 AM
50	Convenience	4/22/2014 7:46 AM
51	I have a membership	4/22/2014 5:03 AM
52	cost	4/22/2014 12:17 AM
53	Preference and use with my children	4/21/2014 11:58 PM
54	local availability	4/19/2014 4:17 AM
55	it is local	4/18/2014 5:20 AM
56	no other facilities present - just the one	4/17/2014 5:57 AM
57	Convient	4/16/2014 12:03 AM
58	I believe walking in thecountryside is helthier	4/15/2014 9:46 AM
59	It is the best value for money and very good instructors	4/15/2014 8:11 AM
60	It is free	4/15/2014 3:38 AM
61	its the only one in stevenage	4/14/2014 4:48 AM
62	booked through club	4/14/2014 4:00 AM
63	it's nice	4/14/2014 3:02 AM
64	its safe and often atractive	4/14/2014 2:53 AM
65	size	4/14/2014 1:48 AM
66	Good facilities for babies	4/14/2014 1:43 AM
67	NA	4/11/2014 4:23 AM
68	keen cyclist	4/10/2014 10:55 PM
69	interested in steyle of class	4/10/2014 4:10 PM
70	Beautiful .Near . Very natural	4/10/2014 5:18 AM
71	Golf	4/9/2014 9:07 AM
72	Because the price is good	4/9/2014 8:19 AM
73	location	4/9/2014 6:50 AM
74	Most convenient	4/9/2014 6:21 AM
75	Convenience	4/9/2014 5:18 AM
76	Close to home and has great variety including literary links.	4/9/2014 4:49 AM

77	It's good value for money and close to where i live	4/9/2014 4:26 AM
78	It's where my league is located	4/9/2014 3:56 AM
79	I am a member of a gym outside of stevenage (knebworth) so i have no need to use other gym facilites	4/9/2014 2:52 AM
80	price	4/9/2014 2:47 AM
81	Fresh Air countryside on the edge of town	4/9/2014 2:43 AM
82	reasonable	4/9/2014 2:25 AM
83	Convenient location and good value for money	4/9/2014 2:16 AM
84	It offers the most facilities and you can use the swimming pool with your membership	4/9/2014 2:06 AM
85	Good relationship between SBC and Leisure Centre.	4/8/2014 7:51 AM
86	Swim practice	4/8/2014 2:51 AM
87	Close by	4/8/2014 2:41 AM
88	That's where the classes take place	4/8/2014 2:35 AM
89	Convenient	4/8/2014 2:31 AM
90	Close to home	4/8/2014 2:25 AM
91	Time/location	4/8/2014 2:20 AM
92	Convenience	4/8/2014 2:13 AM
93	It's a good facility	4/8/2014 2:07 AM
94	Nearest	4/8/2014 1:50 AM
95	Enjoyment	4/8/2014 1:45 AM
96	Closeness to home	4/8/2014 1:24 AM
97	Children have lessons	4/8/2014 1:19 AM
98	Cheap and good range of classes	4/7/2014 8:40 AM
99	Near my home	4/7/2014 8:35 AM
100	Lessons	4/6/2014 12:43 AM
101	time	4/6/2014 12:30 AM
102	Enjoy swimming	4/6/2014 12:06 AM
103	Reduced membership / fees	4/3/2014 2:25 PM
104	Nice landscape and wildlife	4/3/2014 2:09 PM
105	frequently	4/3/2014 6:10 AM
106	Convenient	4/3/2014 5:26 AM
107	get it for free	4/3/2014 4:58 AM
108	Very good clean, good fitness classes	4/3/2014 4:52 AM
109	only one	4/3/2014 4:46 AM
110	I am a member	4/3/2014 3:14 AM
111	Convenient	4/3/2014 2:20 AM
112	staff member	4/3/2014 2:09 AM
113	best service	4/3/2014 2:03 AM
114	dancing	4/3/2014 1:56 AM
115	only pool in the area	4/3/2014 1:48 AM
116	It is where I work	4/3/2014 1:39 AM
117	What a municipal pool so use it	4/3/2014 1:20 AM

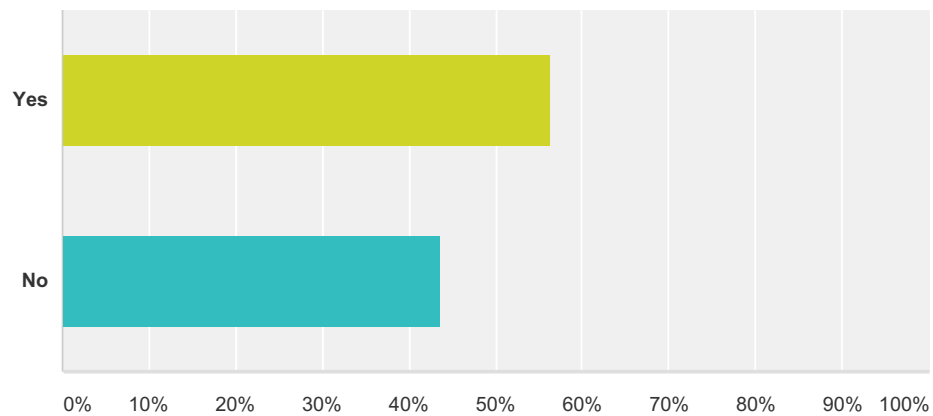
118	excellent tution	4/3/2014 1:14 AM
119	Eco friendly	4/2/2014 9:59 AM
120	open air and no cost.	3/30/2014 6:20 AM
121	Volunteering is a planned event.	3/30/2014 5:49 AM
122	What others areas are available to walk without traffic?	3/27/2014 1:06 AM
123	fairlands valley spartans meet there	3/26/2014 2:48 PM
124	only one in stevenage	3/26/2014 5:14 AM
125	nice environment	3/26/2014 5:00 AM
126	scenic	3/26/2014 3:02 AM
127	No traffic	3/25/2014 1:45 PM
128	excellent facility its free and healty	3/25/2014 12:43 PM
129	Convenient location, free, attractive	3/25/2014 9:25 AM
130	Where health walks are	3/25/2014 9:23 AM
131	it offers what I enjoy taking part in	3/25/2014 8:57 AM
132	lovely quality	3/24/2014 8:50 AM
133	Not availablke anywhere else	3/23/2014 3:19 AM
134	Close to home and convenient	3/22/2014 7:33 AM
135	the only one in the area	3/20/2014 5:20 AM
136	Membership make good use	3/20/2014 5:17 AM
137	Club	3/20/2014 5:13 AM
138	Easy to get to	3/20/2014 5:06 AM
139	Recommendation	3/20/2014 5:03 AM
140	I like it	3/20/2014 5:00 AM
141	Recommendation	3/20/2014 4:56 AM
142	Only one	3/20/2014 4:33 AM
143	Easy to get to	3/20/2014 4:32 AM
144	good facility, good teachers	3/20/2014 4:21 AM
145	free parking	3/20/2014 4:13 AM
146	free parking	3/20/2014 4:07 AM
147	close to office	3/20/2014 3:59 AM
148	Near my home	3/20/2014 3:48 AM
149	Pre-booked; no choice	3/20/2014 3:38 AM
150	Easy exercise	3/20/2014 3:20 AM
151	Nearest to Old Town	3/20/2014 3:01 AM
152	member/range of facilities	3/17/2014 1:46 PM
153	Good rate / proximity	3/17/2014 7:23 AM
154	Convenience	3/15/2014 12:08 PM
155	No other suitable pitch	3/15/2014 11:39 AM
156	Cos Stevenage hockey club doz not have its one pitch :(3/15/2014 7:56 AM
157	Seems to be one of very few available in stevenage. Surprising given the size of the town.	3/15/2014 4:27 AM
158	It's the only pitch available in Stevenage	3/15/2014 2:24 AM

159	there is no other option in Stevenage now as it was closed to the club	3/15/2014 2:02 AM
160	Standard of facility	3/15/2014 12:27 AM
161	Very well kept pitch	3/14/2014 11:06 PM
162	Good pitch	3/14/2014 5:19 PM
163	only school that gives us an astor turff	3/14/2014 4:52 PM
164	only pitch availble in stevenage	3/14/2014 2:53 PM
165	only facilities we can use	3/14/2014 2:47 PM
166	It's the only one available	3/14/2014 2:31 PM
167	This is the only local facility suits for the sport that is in good condition	3/14/2014 2:27 PM
168	play the most	3/14/2014 2:27 PM
169	Only available pitch in Stevenage currently	3/14/2014 2:24 PM
170	Only available	3/14/2014 1:45 PM
171	My hockey club uses it	3/14/2014 10:47 AM
172	It's where my games are held and cheapest	3/14/2014 10:36 AM
173	preferred pitch by the club (i think its the only pitch)	3/14/2014 9:02 AM
174	Best* condition pitch locally. Best not meaning good.	3/14/2014 8:52 AM
175	Training is there and home games	3/14/2014 8:38 AM
176	Access to cafe/toilet and easy access from most of town	3/14/2014 7:50 AM
177	It is the only one available	3/14/2014 6:07 AM
178	Convenience and cost	3/14/2014 4:31 AM
179	club location	3/13/2014 2:55 PM
180	club location	3/13/2014 2:41 PM
181	Stevenage is the team I play for	3/13/2014 1:17 PM
182	in winter it is the nearest facility to me in the summer i also do outdoor bowls	3/13/2014 9:50 AM
183	Belong to the club which leases the pool	3/13/2014 9:15 AM
184	ease of access	3/13/2014 8:00 AM
185	Convenient central town location and we have a recurring regular block booking	3/13/2014 5:53 AM
186	Central	3/13/2014 4:46 AM
187	work here	3/13/2014 4:39 AM
188	convenience/location	3/13/2014 4:31 AM
189	location/facilities	3/13/2014 4:22 AM
190	very friendly	3/13/2014 4:03 AM
191	Most convenient	3/13/2014 3:57 AM
192	I work there	3/13/2014 3:51 AM
193	cost	3/13/2014 3:44 AM
194	work here	3/13/2014 3:38 AM
195	Several classes to suit all ages & fitness levels, good choices + instructors for advice. Good value for money.	3/13/2014 3:27 AM
196	Convenience for group	3/13/2014 3:20 AM
197	free for staff and indoor badminton	3/13/2014 3:09 AM
198	It's brilliant	3/13/2014 3:00 AM
199	I enjoy the sport	3/12/2014 3:00 PM

200	It's the only one available and suitable for hockey as JHN isn't available to us anymore!	3/12/2014 9:56 AM
201	Only available	3/11/2014 10:29 AM
202	locality	3/11/2014 6:10 AM
203	Convenient	3/11/2014 6:00 AM
204	Easy to get to - good location	3/11/2014 12:52 AM
205	Its Free	3/10/2014 3:50 PM
206	No other daytime choice	3/10/2014 9:53 AM
207	The space	3/10/2014 7:48 AM
208	Because it is the biggest formal space. I prefer open country	3/10/2014 5:29 AM
209	I attend the Church	3/10/2014 4:24 AM
210	I like being outdoors and one of my hobbies is birdwatching	3/9/2014 1:01 PM
211	It is the ONLY facility open to the public for hockey training in Stevenage	3/9/2014 9:24 AM
212	It is the only athletics track in Stevenage	3/9/2014 7:43 AM
213	it's the only track running facility I can access	3/8/2014 12:33 PM
214	comes with cardio rehab trainer	3/7/2014 11:42 PM
215	it's virtually on my doorstep	3/7/2014 1:29 PM
216	I cycle but can not run, also too old for rugby etc	3/7/2014 11:10 AM
217	Near to home	3/7/2014 9:47 AM
218	Nearest pool	3/7/2014 9:19 AM
219	It's the nearest	3/7/2014 8:38 AM
220	has a variety of walks	3/7/2014 8:33 AM
221	Due to back problems	3/7/2014 7:07 AM
222	Go with Grandchildren something we can all do	3/7/2014 6:55 AM
223	seems the best	3/7/2014 6:45 AM
224	Fantastic open space which is safe for the family	3/4/2014 2:20 PM
225	prefer cycling to other sports	3/4/2014 1:11 PM
226	Close to home	3/4/2014 12:29 PM
227	easy parking	3/4/2014 11:33 AM
228	Cause the Boro play there	3/4/2014 10:51 AM
229	met our requirments date/time, size of hall	3/4/2014 10:47 AM
230	Convenience, nearest facility, subsidised membership	3/3/2014 7:44 AM
231	good booking facilities	2/28/2014 4:01 AM
232	Good location, good facilities	2/28/2014 2:13 AM
233	safer than cycling on the roads	2/27/2014 12:34 PM
234	Because its what I enjoy most	2/27/2014 7:34 AM
235	Nearest to home	2/27/2014 7:33 AM
236	It's the only pool	2/27/2014 6:59 AM

Q11 Does this facility require improvements? If so, please specify what improvements are required.

Answered: 248 Skipped: 177



Answer Choices	Responses
Yes	56.45% 140
No	43.55% 108
Total Respondents: 248	

#	If so, please specify what improvements are required	Date
1	Shared changing rooms not acceptable in swimming pool area	5/1/2014 1:31 AM
2	The grass is poorly maintained as well is the changing room facilities there. They have recently taken a football pitch away which makes it difficult to get a goal when its sunny as this is a popular park. The hard court multi use facility there is also poorly maintained and very rarely is cleaned of smashed glass which clearly is a hazard. It is a shame because it would be such a great facility if it was well maintained.	4/30/2014 7:52 AM
3	general decoration.	4/29/2014 5:08 AM
4	Potholes,glass and stop people wih pushchairs and dogs using them	4/28/2014 7:49 AM
5	I don't use any facility apart from walking	4/28/2014 2:30 AM
6	Cleanliness	4/28/2014 12:49 AM
7	Would prefer non communal changing and shower areas. Would like more opportunity to lane swim at different times of the day without having to swim round non lane swimmers.	4/28/2014 12:34 AM
8	More information available about natural habitat, flora and forna.	4/28/2014 12:29 AM
9	resurfacing and tree root maintenance	4/26/2014 9:01 AM
10	UPDATE TO COURTS	4/25/2014 8:46 AM
11	more dog bins	4/25/2014 8:02 AM
12	Poor lighting Bringing up to County standard	4/25/2014 3:50 AM
13	Regular deep cleaning of changing rooms & gym area.	4/25/2014 1:34 AM
14	Floors need sanded , repaired properly (nails in floorboards give dead areas) and re-marked. Walls need painted	4/25/2014 12:46 AM
15	Better Car Park	4/24/2014 11:43 PM
16	basketball court faulty	4/24/2014 5:40 PM
17	better facilities i.e. cvhanging facilities	4/24/2014 7:39 AM

18	They need to resurface the parking area and put in parking lines.	4/24/2014 6:53 AM
19	Changing rooms need refurbishing again	4/24/2014 2:49 AM
20	Surfaces are damaged and in some cases dangerous.	4/24/2014 2:04 AM
21	better management of public swimming session so they have a lane for swimmers to go up and down.	4/24/2014 1:59 AM
22	New showers urgently required at Stevenage Leisure Centre	4/24/2014 1:57 AM
23	larger pool showers	4/24/2014 1:33 AM
24	Cleanliness/Maintenance	4/23/2014 9:58 AM
25	More greenery	4/23/2014 9:00 AM
26	Club house and course irrigation	4/23/2014 8:47 AM
27	better car parking	4/23/2014 7:28 AM
28	Provision of a swimming pool and improved equipment.	4/22/2014 9:08 AM
29	the course itself is very good but it needs money spent on the landscaping	4/22/2014 8:00 AM
30	3G pitch needed	4/22/2014 12:17 AM
31	Cleanliness could be a little better.	4/21/2014 11:58 PM
32	Swimming pool needs to be a bit bigger both the Toddler and the Adult one.	4/17/2014 5:57 AM
33	No improvements really although would be great if there were even more facilities like it.	4/15/2014 3:38 AM
34	the changing rooms the ceiling looks horrible and so does the ceiling in the swimming pool area	4/14/2014 4:48 AM
35	parking	4/14/2014 4:00 AM
36	underpasses maintained and facility extended	4/14/2014 2:53 AM
37	NA	4/11/2014 4:23 AM
38	keep cleaner, less broken grass,	4/10/2014 10:55 PM
39	Still more footpaths as area is used a lot , specially by dog walkers	4/10/2014 5:18 AM
40	Would love the fixed gym equipment that has been installed in some other parks	4/9/2014 6:50 AM
41	More rowing machines	4/9/2014 6:21 AM
42	More signs for newcomers. More dog waste bins.	4/9/2014 4:49 AM
43	Should be bigger with better parking facilities	4/9/2014 4:26 AM
44	Footpaths get muddy and dangerous, Shredded wood would help in teh worst areas	4/9/2014 2:43 AM
45	more variety of classes	4/9/2014 2:25 AM
46	Changing rooms and showers could do with refurbishment	4/9/2014 2:16 AM
47	I feel that inside the gym the weight section is segregated behind some barriers which makes it incredibly intimidating for women to walk into. The showers also need updating.	4/9/2014 2:06 AM
48	Showers.	4/8/2014 7:51 AM
49	more parking	4/8/2014 6:13 AM
50	Updated	4/8/2014 2:41 AM
51	Swimming pool	4/8/2014 2:31 AM
52	Too hot in viewing gallery. Both sides of showers need to work	4/8/2014 2:25 AM
53	Too hot! Inside building	4/8/2014 1:54 AM
54	Moving to Hampson Park	4/8/2014 1:24 AM
55	Toilets plus a cafe	4/7/2014 8:35 AM
56	Showers	4/6/2014 12:24 AM
57	Better showers	4/6/2014 12:06 AM

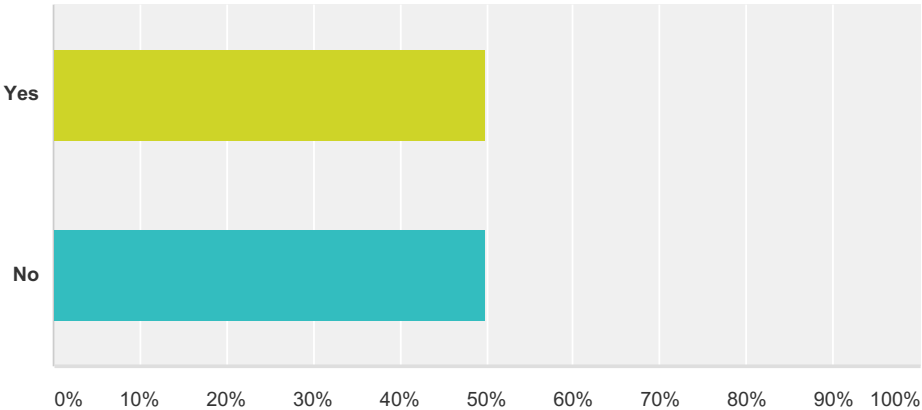
58	Cycle parking at the car parks.	4/3/2014 2:09 PM
59	Fully working equipment	4/3/2014 4:58 AM
60	More public swimming on a Thursday when home school kids are in	4/3/2014 4:46 AM
61	Changing rooms and showers are well below standard. Embarrassing compared to other local clubs	4/3/2014 3:14 AM
62	More pool for paying public as opposed to schools	4/3/2014 2:20 AM
63	The shower and changing areas are too small and dirty	4/3/2014 2:09 AM
64	Modernisation	4/3/2014 2:03 AM
65	It helps me to loose weight	4/3/2014 1:56 AM
66	Bigger pool	4/3/2014 1:39 AM
67	Working showers	4/3/2014 1:20 AM
68	Air con for spectators	4/3/2014 1:14 AM
69	Most routes are swept or otherwise cleaned but FP17a Rectory Lane to Chancellors Road has a lot of leaf fall, now well compacted & slippery.	4/2/2014 9:59 AM
70	general ongoing maintenance.	3/30/2014 6:20 AM
71	Those who manage the Green Space volunteering programme have an action plan which is followed to improve the various sites. Funding should be protected to improve the locations for all Stevenage residents.	3/30/2014 5:49 AM
72	Potential surveillance system enhanced (cameras) for safety or more police / security presence at night	3/27/2014 1:06 AM
73	Better control of dogs off lead. Better toilets and café open longer	3/26/2014 5:00 AM
74	slight up keep of surfaces	3/25/2014 12:43 PM
75	A more robust check of health and safety issues. Broken lights not replaced for months, when checking the spa I have noticed some staff do not look in sauna or steam room to see if anybody unwell. Shower heads often blocked, hopefully they are cleaned to protect from legionaires disease, especially as temperature on showers variable. Most staff work hard, but maybe need some assistance to ensure all is safe. Very dirty on the floor around vending machines. A proper coffee shop that could serve light snacks/meals would be appreciated.	3/25/2014 8:57 AM
76	made bigger, I would get the old smiling sams building and make david llyod bigger for badmington courts etc	3/24/2014 8:50 AM
77	Lots of litter and occasionally overgrown	3/22/2014 7:33 AM
78	Be bigger	3/20/2014 5:20 AM
79	Spa changing facilities very inadequate	3/20/2014 5:17 AM
80	Less competition with other sports for use of hall	3/20/2014 5:13 AM
81	Communication!	3/20/2014 5:03 AM
82	Need park keeper attendant as it used to be	3/20/2014 5:00 AM
83	Communication	3/20/2014 4:56 AM
84	Showers not working	3/20/2014 4:33 AM
85	Spa changing room too small	3/20/2014 4:13 AM
86	changing room in spa too small	3/20/2014 4:07 AM
87	Changing facilities	3/20/2014 3:59 AM
88	Toilets, plus a café.	3/20/2014 3:48 AM
89	Staff unhelpful; concert seats not moved; changing rooms and showers are awful; court is dusty; no security	3/20/2014 3:38 AM
90	Currently being demolished	3/20/2014 3:01 AM
91	add racquet sports	3/17/2014 1:46 PM
92	Table Tennis availability - not in a white walled squash court!!!	3/17/2014 7:23 AM
93	Higher fences.	3/15/2014 11:39 AM
94	Pitch is good. Just too few of them and difficult to gain access to the few that do exist.	3/15/2014 4:27 AM

95	Co-locate Adult pitches to about 3 venues and improve those pitches and changing rooms. The rest can be for Kids, who don't require such things.	3/15/2014 2:47 AM
96	A second astro pitch somewhere in the town suitable to Hockey matched	3/15/2014 2:02 AM
97	Dugouts	3/14/2014 11:06 PM
98	We need to be able to use the pitch at John Henry Newman again	3/14/2014 5:19 PM
99	better pitch facilities dug outs etc viewing platform	3/14/2014 2:27 PM
100	more parking, dugouts by pitches	3/14/2014 2:24 PM
101	Dug outs, storage	3/14/2014 1:45 PM
102	The indoor courts aren't great, no air con and becomes very hot	3/14/2014 10:36 AM
103	New version all weather pitch	3/14/2014 8:38 AM
104	More toilets and also need them open longer than the cafe hours	3/14/2014 7:50 AM
105	Squash courts require maintenance (painting, floor, lighting)	3/14/2014 4:31 AM
106	decoration and windows	3/13/2014 2:41 PM
107	Pavilion upgrade (including changing facilities) - both main pavilion and the one on King George V playing fields.	3/13/2014 1:17 PM
108	Indoor bowls facility - new carpet and more social seating area	3/13/2014 9:50 AM
109	Changing facilities and cleanliness	3/13/2014 9:15 AM
110	General maintenance would be good	3/13/2014 8:00 AM
111	1. There are obstacles in the sports hall: curtains hanging down and small niches in the walls where the ball rebounds or stops, affecting the flow of the game. 2. Ball can easily get stuck in the removable seating area which is at one side of the hall - we think this was not designed suitable for activities such as 5-a-side football	3/13/2014 5:53 AM
112	seats need repairing	3/13/2014 4:39 AM
113	Air con	3/13/2014 4:31 AM
114	Bigger gym	3/13/2014 4:22 AM
115	Exercise mats need replacing	3/13/2014 3:57 AM
116	More lockers	3/13/2014 3:27 AM
117	Seating areas should be kept clear of equipment, that should be removed to storage areas. Health and safety concerns	3/13/2014 3:20 AM
118	More courts	3/13/2014 3:09 AM
119	Bigger gym, less bowls hall	3/13/2014 3:00 AM
120	Further facilities and pitches	3/12/2014 3:00 PM
121	Courts could be better kept	3/11/2014 10:29 AM
122	on-line booking facility	3/11/2014 6:00 AM
123	General maintenance	3/10/2014 9:53 AM
124	Not exactly an improvement, but a request to leave it as informal, wildlife-friendly green space, with no additional buildings or artefacts.	3/10/2014 5:29 AM
125	If possible, more fencing around the smaller upper ponds to protect nesting birds from dogs.	3/9/2014 1:01 PM
126	I would love it to be open more hours- at the moment I use it less than I would as it is open very limited hours. This is really frustrating. If it was open more, I would train there more	3/8/2014 12:33 PM
127	Car park needs resurfacing and landscape buffer to road	3/7/2014 11:42 PM
128	n a, as Odyssey isn't a council-run place	3/7/2014 1:29 PM
129	Need returning to original standard plus more routes in the newer parts of the town.	3/7/2014 11:10 AM
130	Needs to be cleaned more effectively	3/7/2014 9:19 AM
131	uneven cycle tracks some areas of Stevenage not covered	3/4/2014 1:11 PM

132	Stop cyclists using the footpath	3/4/2014 12:29 PM
133	New north stand	3/4/2014 10:51 AM
134	Showers in poor state of repair	3/3/2014 7:44 AM
135	Better drainage.	3/1/2014 3:07 PM
136	less shared space with bowls better at putting up nets	2/28/2014 4:01 AM
137	The walls in the Badminton areas need to be painted a different colour than white. Typically Badminton shuttlecocks are white, so having white walls are non sensical.	2/28/2014 2:13 AM
138	Cycle tracks in need of large investment. Many need to be resurfaced with dangerous objects sticking out of them removed.	2/27/2014 12:34 PM
139	General litter issue, lighting	2/27/2014 7:33 AM
140	Modernising or the price reducing	2/27/2014 6:59 AM

Q12 Do you use facilities outside of Stevenage borough?

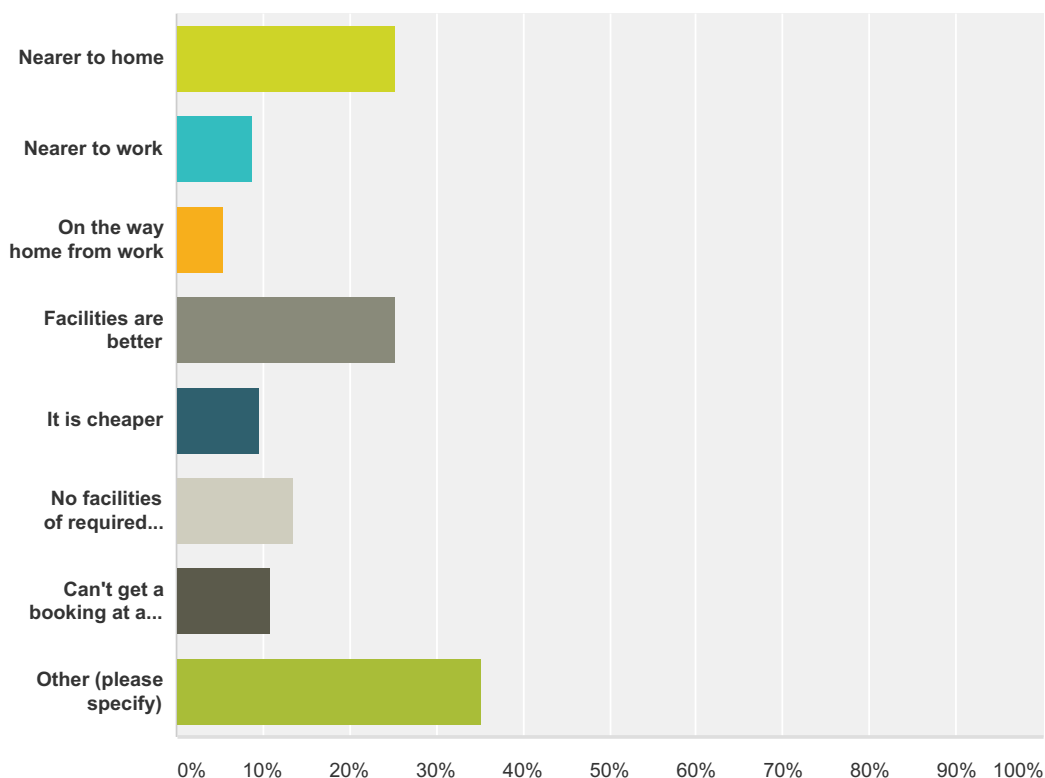
Answered: 294 Skipped: 131



Answer Choices	Responses	
Yes	50.00%	147
No	50.00%	147
Total		294

Q13 Why do you use facilities outside of Stevenage borough?

Answered: 147 Skipped: 278



Answer Choices	Responses	
Nearer to home	25.17%	37
Nearer to work	8.84%	13
On the way home from work	5.44%	8
Facilities are better	25.17%	37
It is cheaper	9.52%	14
No facilities of required type in Stevenage	13.61%	20
Can't get a booking at a time wanted in Stevenage	10.88%	16
Other (please specify)	35.37%	52
Total Respondents: 147		

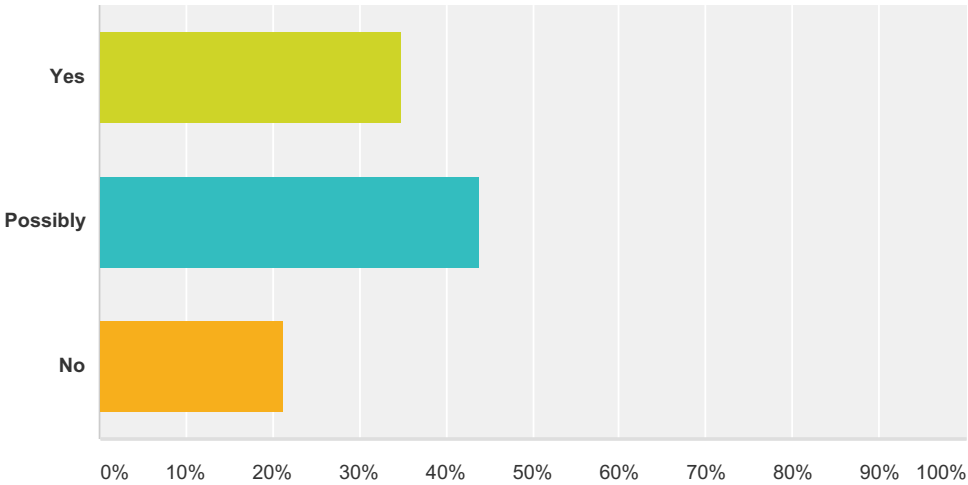
#	Other (please specify)	Date
1	petanque pistes	4/28/2014 7:50 AM
2	We like to have variety in our walks and cycling.	4/28/2014 12:30 PM
3	County level football grounds	4/25/2014 3:51 AM
4	barnwell school and henry newman sports hall now not part oc the council fro public hiring	4/24/2014 5:43 PM
5	Take my children to other swimming pools	4/24/2014 6:53 AM
6	Just for a change of scenery	4/24/2014 2:49 AM

7	whole family go	4/24/2014 1:33 AM
8	Just prefer	4/21/2014 11:58 PM
9	Activities with friends/family including local dog walking	4/19/2014 4:19 AM
10	More Countryside	4/15/2014 9:47 AM
11	football club	4/14/2014 4:00 AM
12	for a change of scenery	4/14/2014 3:03 AM
13	rickmansworth golfcourse	4/9/2014 6:51 AM
14	Parking easier and free.	4/9/2014 4:58 AM
15	Sailing at Grafham Water - much bigger & better than Fairlands valley	4/9/2014 3:53 AM
16	Member of a sports club outside of Stevenage	4/9/2014 2:16 AM
17	Better access and parking facilities	4/8/2014 6:15 AM
18	Change of scenery	4/8/2014 2:51 AM
19	no answer given	4/3/2014 5:30 AM
20	Other golf courses for variety	4/3/2014 3:14 AM
21	I use HHDC swimming pools especially the outdoor ones. I find Stevenage pool cramped and did not appreciate it being made shorter.	4/2/2014 10:01 AM
22	No clubs / courses of the required type in Stevenage	4/2/2014 7:31 AM
23	variety of places to enjoy the open air.	3/30/2014 6:21 AM
24	Walking areas variety	3/25/2014 9:23 AM
25	Away matches (Bowls)	3/20/2014 5:00 AM
26	Swimming within hour in Lincolnshire	3/20/2014 4:41 AM
27	Only for Away Football matches.	3/15/2014 2:47 AM
28	Away games for hockey	3/15/2014 2:24 AM
29	you closed the 2ND Hockey Astros to the town club	3/15/2014 2:03 AM
30	we are a club in a league where we play in hearts beds bucks essex	3/14/2014 4:54 PM
31	all the hocky teams cant play at noble and jhn is no longer available	3/14/2014 2:55 PM
32	Opposition fixtures in hockey	3/14/2014 2:32 PM
33	away matches	3/14/2014 2:28 PM
34	In a Bedfordshire netball league	3/14/2014 1:47 PM
35	Netball games are scheduled here	3/14/2014 10:37 AM
36	Destination venues - not valid to ride to stevenage from Stevenage!	3/14/2014 7:51 AM
37	matches can be held at other venues	3/13/2014 9:51 AM
38	away games	3/13/2014 8:01 AM
39	Club bookings in other town	3/13/2014 3:44 AM
40	family work there	3/13/2014 3:38 AM
41	As JHN astro is not available to us we have to go to Wodson Park in Ware.	3/12/2014 9:57 AM
42	Walking in open countryside. Stevenage has only a tiny amount of this left, namely the Forster Country.	3/10/2014 5:30 AM
43	I walk further than the parks can provide (usually upto 6--7miles.	3/9/2014 1:04 PM
44	Some of Stevenage Hockey club home matches have to be played at Wodson Park as JHN is no longer available to hire	3/9/2014 9:25 AM
45	Train with other athletes not based in Stevenage	3/9/2014 7:44 AM

46	see previous comment- ridlins track is open very limited hours, so If I want to use the track outside these hours, I have to go elsewhere	3/8/2014 12:34 PM
47	proably less crowded	3/7/2014 1:30 PM
48	I cycle outside of Stevenage as well as in the town	3/7/2014 11:11 AM
49	better quality golf than stevenage	3/7/2014 6:45 AM
50	Activity pools	3/4/2014 2:21 PM
51	Not available in stevenage	3/4/2014 2:01 PM
52	I belong to a company golfing association.	3/1/2014 3:08 PM

Q14 Would you like to participate / participate more in sports and physical activities than you do at the moment?

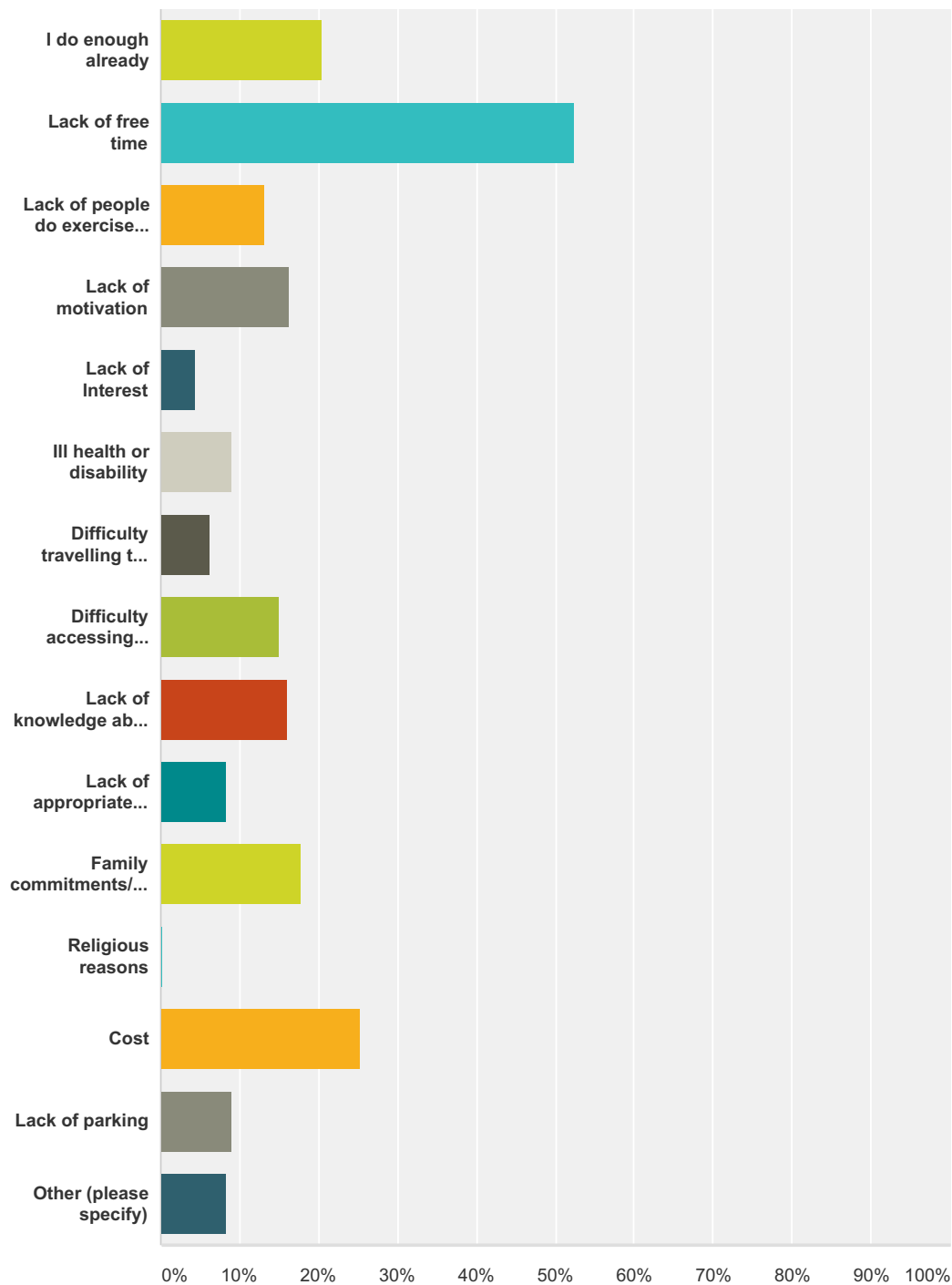
Answered: 349 Skipped: 76



Answer Choices	Responses	
Yes	34.96%	122
Possibly	43.84%	153
No	21.20%	74
Total		349

Q15 What prevents you from participating / participating more?(Please tick all that apply)

Answered: 348 Skipped: 77



Answer Choices	Responses	
I do enough already	20.40%	71
Lack of free time	52.30%	182
Lack of people do exercise with	13.22%	46
Lack of motivation	16.38%	57

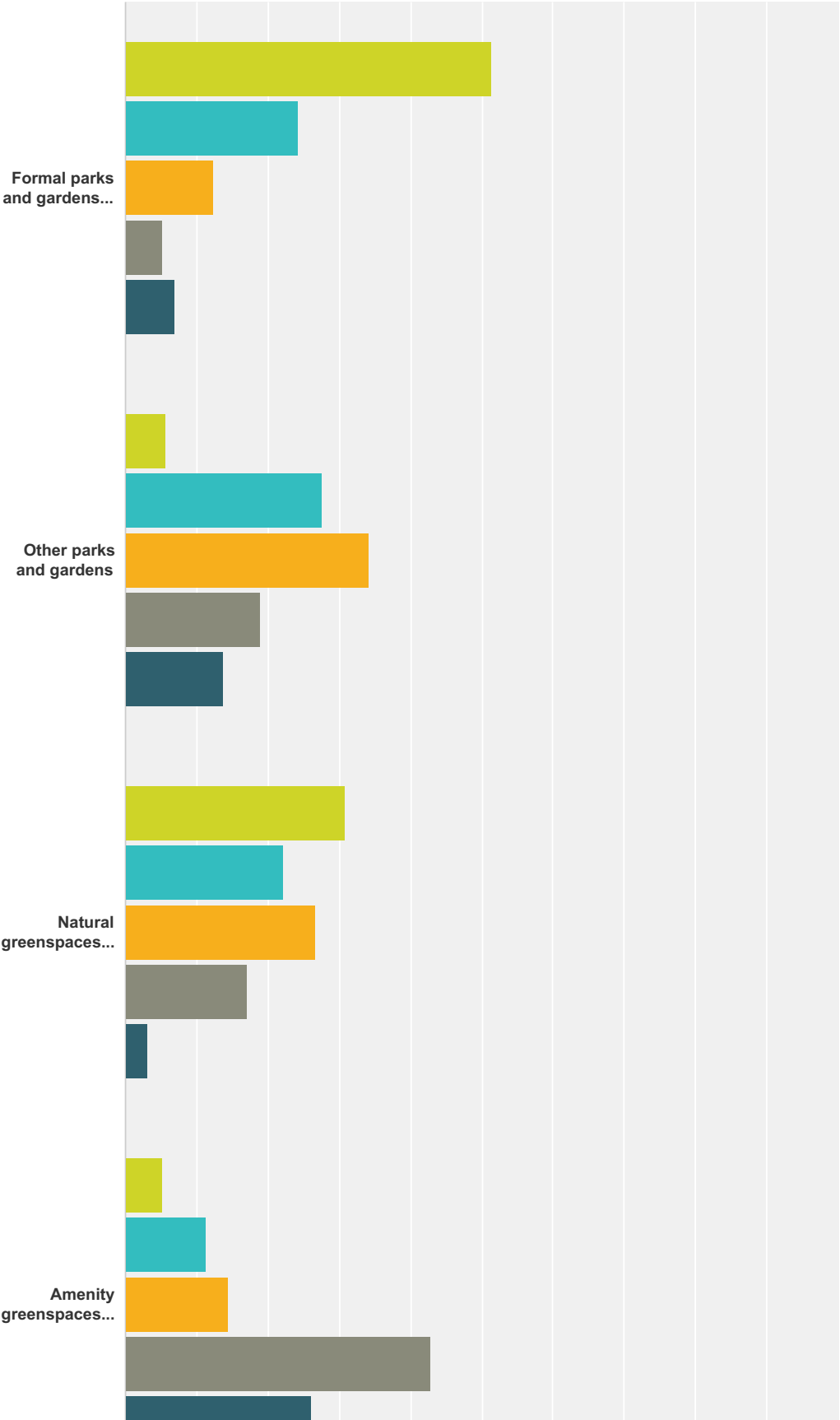
Lack of Interest	4.31%	15
Ill health or disability	8.91%	31
Difficulty travelling to facilities/activities	6.32%	22
Difficulty accessing facilities/activities during suitable times	14.94%	52
Lack of knowledge about what's available	16.09%	56
Lack of appropriate clubs	8.33%	29
Family commitments/childcare arrangements	17.82%	62
Religious reasons	0.29%	1
Cost	25.29%	88
Lack of parking	8.91%	31
Other (please specify)	8.33%	29
Total Respondents: 348		

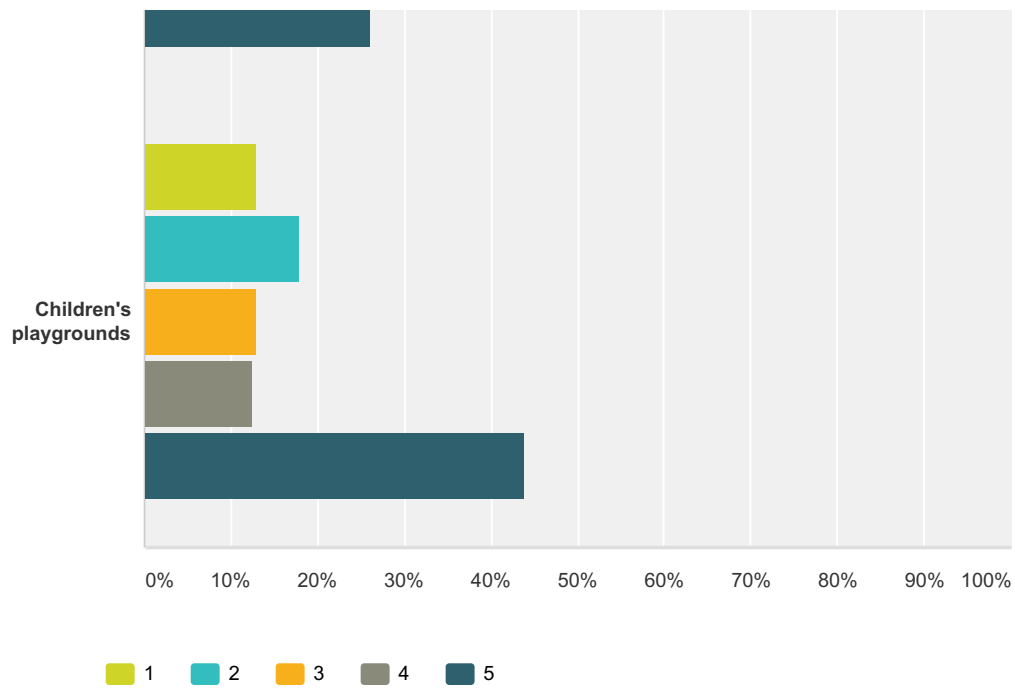
#	Other (please specify)	Date
1	facilities at the locations	4/22/2014 8:01 AM
2	Lack of contact from centres when calling to make enquiries	4/21/2014 11:59 PM
3	I do other things instead	4/9/2014 7:04 AM
4	no response	4/8/2014 1:50 AM
5	no response	4/8/2014 1:31 AM
6	no response	4/7/2014 8:36 AM
7	no answer given	4/6/2014 12:38 AM
8	No answer given	4/6/2014 12:17 AM
9	Old age	4/4/2014 4:22 AM
10	no answer given	4/3/2014 5:22 AM
11	no answer given	4/3/2014 2:10 AM
12	no answer given	4/3/2014 1:35 AM
13	no answer given	4/3/2014 1:27 AM
14	no answer given	4/3/2014 1:25 AM
15	Although an active pensioner I have my limitations	4/2/2014 10:02 AM
16	time classes are on need after 7.30	3/24/2014 8:51 AM
17	no answer	3/20/2014 5:06 AM
18	No answer	3/20/2014 4:56 AM
19	xxxx	3/20/2014 4:51 AM
20	no answer	3/20/2014 4:49 AM
21	xxxx	3/20/2014 4:18 AM
22	Trying to find zumba class but internet gives conflicting information. Would like to start dance class but unable to find suitable option i.e. fun rather than rigid instruction.	3/20/2014 3:03 AM
23	Hockey club have no pitch	3/15/2014 7:59 AM
24	the town never gives enough support for hockey	3/14/2014 4:57 PM
25	lack of maintenance pitches water logged	3/13/2014 8:02 AM

26	This relates specifically to table tennis facilities	3/7/2014 11:44 PM
27	pensioner aged 70	3/7/2014 1:39 PM
28	Age is catching up on me.	3/1/2014 3:09 PM
29	Lack of courts	2/28/2014 2:14 AM

Q16 How IMPORTANT are each of the following types of open spaces to you? (Please rank in order of importance. 1 = most important)

Answered: 312 Skipped: 113

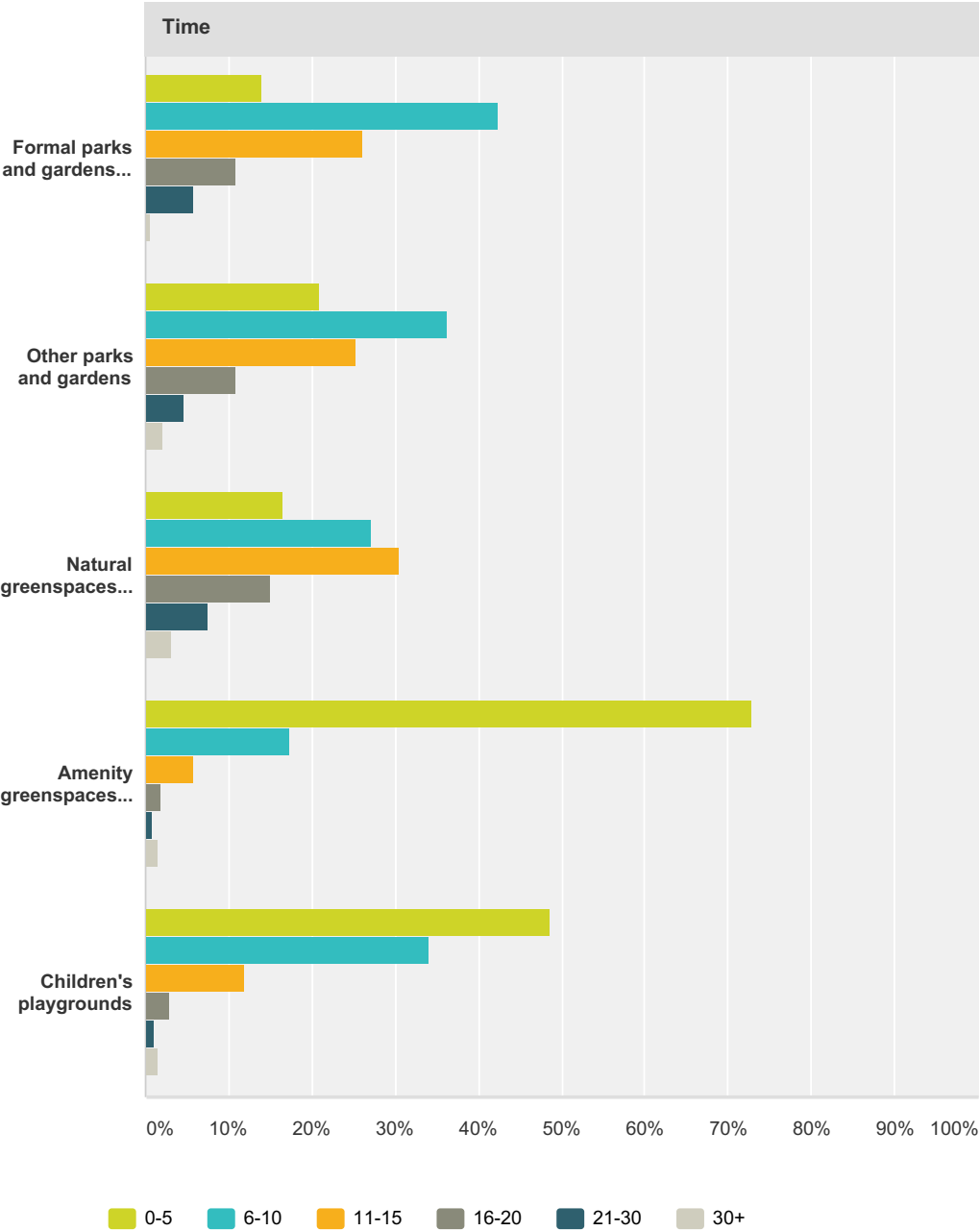


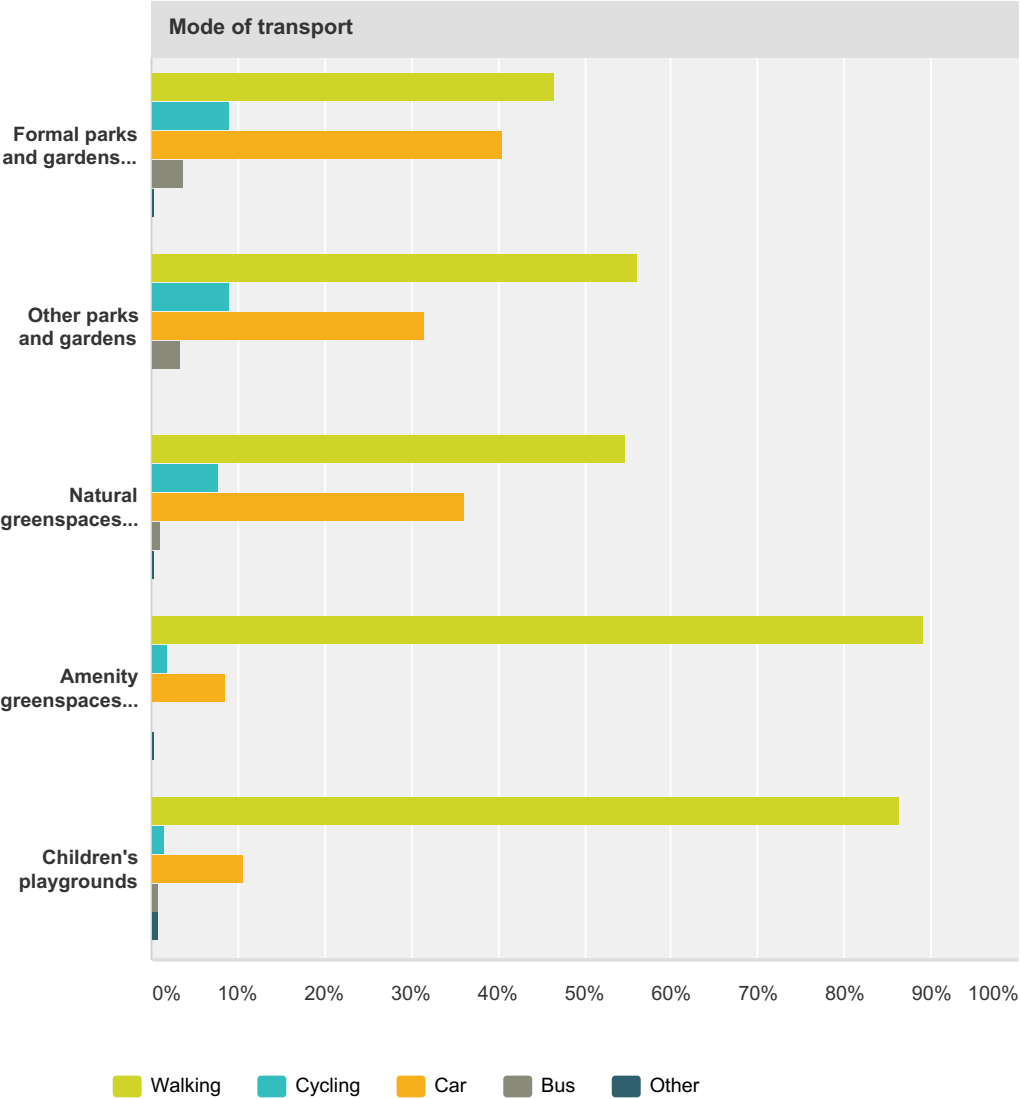


	1	2	3	4	5	Total
Formal parks and gardens (Fairlands Valley Park, Town Centre Gardens, Millennium Gardens and Bowling Green)	51.37% 150	24.32% 71	12.33% 36	5.14% 15	6.85% 20	292
Other parks and gardens	5.58% 15	27.51% 74	34.20% 92	18.96% 51	13.75% 37	269
Natural greenspaces (e.g. meadows and woodlands)	30.96% 87	22.06% 62	26.69% 75	17.08% 48	3.20% 9	281
Amenity greenspaces (e.g. grass areas in housing areas)	5.30% 14	11.36% 30	14.39% 38	42.80% 113	26.14% 69	264
Children's playgrounds	12.86% 36	17.86% 50	12.86% 36	12.50% 35	43.93% 123	280

Q17 How long do you think you should be expected to travel to each type of open space? (Please select the time, in minutes, and the ideal mode of transport)

Answered: 313 Skipped: 112





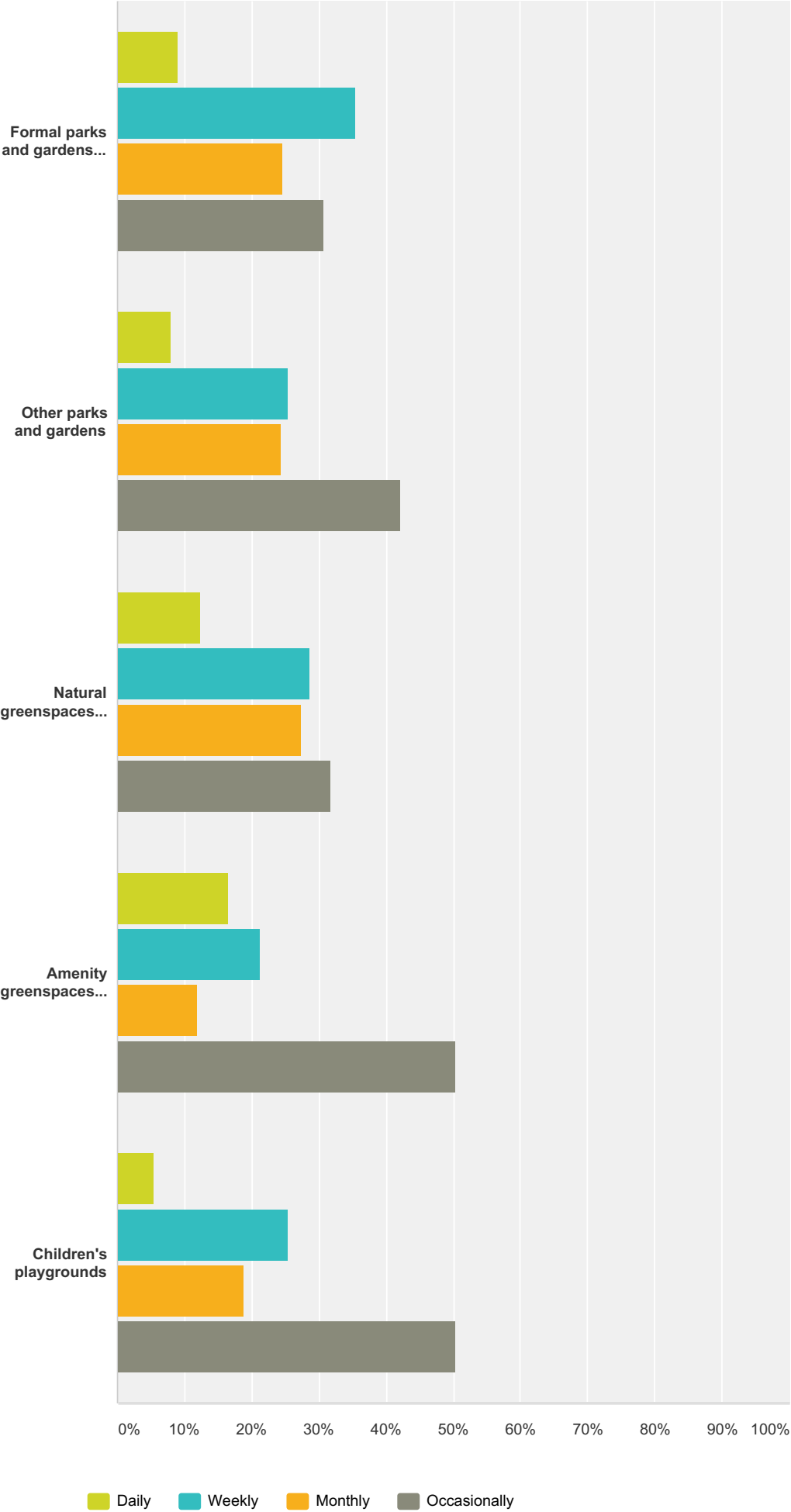
Time							
	0-5	6-10	11-15	16-20	21-30	30+	Total
Formal parks and gardens (Fairlands Valley Park, Town Centre Gardens, Millennium Gardens and Bowling Green)	14.05% 43	42.48% 130	26.14% 80	10.78% 33	5.88% 18	0.65% 2	306
Other parks and gardens	20.86% 58	36.33% 101	25.18% 70	10.79% 30	4.68% 13	2.16% 6	278
Natural greenspaces (e.g. meadows and woodlands)	16.49% 46	27.24% 76	30.47% 85	15.05% 42	7.53% 21	3.23% 9	279
Amenity greenspaces (e.g. grass areas in housing areas)	72.79% 198	17.28% 47	5.88% 16	1.84% 5	0.74% 2	1.47% 4	272
Children's playgrounds	48.74% 135	33.94% 94	11.91% 33	2.89% 8	1.08% 3	1.44% 4	277

Mode of transport						
	Walking	Cycling	Car	Bus	Other	Total
Formal parks and gardens (Fairlands Valley Park, Town Centre Gardens, Millennium Gardens and Bowling Green)	46.51% 140	8.97% 27	40.53% 122	3.65% 11	0.33% 1	301
Other parks and gardens	56.16% 155	9.06% 25	31.52% 87	3.26% 9	0.00% 0	276
Natural greenspaces (e.g. meadows and woodlands)	54.74% 150	7.66% 21	36.13% 99	1.09% 3	0.36% 1	274

Amenity greenspaces (e.g. grass areas in housing areas)	89.14% 238	1.87% 5	8.61% 23	0.00% 0	0.37% 1	267
Children's playgrounds	86.40% 235	1.47% 4	10.66% 29	0.74% 2	0.74% 2	272

Q18 How often have you used each of the following types of open spaces, in Stevenage, in the last 12 months? (Please leave blank if you do not use)

Answered: 318 Skipped: 107



	Daily	Weekly	Monthly	Occasionally	Total
Formal parks and gardens (Fairlands Valley Park, Town Centre Gardens, Millennium Gardens and Bowling Green)	8.97% 28	35.58% 111	24.68% 77	30.77% 96	312
Other parks and gardens	8.01% 23	25.44% 73	24.39% 70	42.16% 121	287
Natural greenspaces (e.g. meadows and woodlands)	12.24% 35	28.67% 82	27.27% 78	31.82% 91	286
Amenity greenspaces (e.g. grass areas in housing areas)	16.54% 42	21.26% 54	11.81% 30	50.39% 128	254
Children's playgrounds	5.42% 13	25.42% 61	18.75% 45	50.42% 121	240

**Q19 Name of the open space in STEVENAGE that you use most frequently?
(If not a formal park / garden, please write the name of the nearest street)**

Answered: 297 Skipped: 128

#	Responses	Date
1	Fairlands Valley	5/1/2014 1:35 AM
2	Fairlands	4/28/2014 7:55 AM
3	Forster Country	4/28/2014 6:15 AM
4	FAIRLANDS	4/28/2014 4:09 AM
5	garden allotment	4/28/2014 2:37 AM
6	Fairlands Lakes	4/28/2014 1:06 AM
7	Grace Way Open Space	4/28/2014 12:42 AM
8	Fairlands Valley and Lakes, Monks Wood, The Donkey Park	4/28/2014 12:33 AM
9	Cyclepaths	4/26/2014 9:04 AM
10	fairlands valley park	4/25/2014 8:49 AM
11	park behind warick road/pankhurst	4/25/2014 8:08 AM
12	The Avenue	4/25/2014 3:55 AM
13	FVP	4/25/2014 3:14 AM
14	Parks	4/25/2014 2:59 AM
15	Fairlands Valley	4/25/2014 1:37 AM
16	Fairlands Valley	4/25/2014 12:56 AM
17	King Georges Playground	4/24/2014 11:49 PM
18	fairlands valley park	4/24/2014 5:50 PM
19	st nicholas park	4/24/2014 10:50 AM
20	fairland valley	4/24/2014 7:42 AM
21	peartree park	4/24/2014 6:59 AM
22	King George Playing field	4/24/2014 6:38 AM
23	Fairlands Valley	4/24/2014 6:31 AM
24	Shephalbury park	4/24/2014 5:38 AM
25	comunity spaces	4/24/2014 3:59 AM
26	Town gardens	4/24/2014 3:32 AM
27	shephall bury park	4/24/2014 3:26 AM
28	Wood in Symonds Green and the Common on Fishers Green Road	4/24/2014 2:53 AM
29	Hampson Park/Fairlands Valley/Park in Great Ashby	4/24/2014 2:10 AM
30	Fairlands Valley	4/24/2014 2:07 AM
31	Town Centre Gardens	4/24/2014 2:06 AM
32	cycle paths/footpaths	4/24/2014 2:05 AM
33	fairlands	4/24/2014 2:05 AM

34	Fairlands valley	4/24/2014 2:03 AM
35	Town centre	4/24/2014 2:02 AM
36	Fairlands Valley Park	4/24/2014 2:01 AM
37	Featherston Road	4/24/2014 1:59 AM
38	Fairlands Valley	4/24/2014 1:48 AM
39	Fairlands Valley	4/24/2014 1:47 AM
40	hampson park childrens park	4/24/2014 1:38 AM
41	n/a	4/24/2014 1:13 AM
42	Fairlands Valley Park	4/24/2014 12:53 AM
43	none	4/24/2014 12:51 AM
44	Ridlins End	4/23/2014 2:34 PM
45	Fairlands	4/23/2014 10:05 AM
46	Fairlands Valley Park	4/23/2014 9:59 AM
47	Town centre	4/23/2014 9:03 AM
48	FVP	4/23/2014 8:49 AM
49	Town Centre Gardens	4/23/2014 7:49 AM
50	shephallbury park	4/23/2014 7:32 AM
51	Fairlands Valley Park	4/23/2014 7:27 AM
52	Town Centre Gardens	4/23/2014 7:26 AM
53	Symonds Green Play Centre park	4/23/2014 7:24 AM
54	FAIRLANDS PARK	4/23/2014 7:19 AM
55	Fairlands Valley Park	4/23/2014 7:18 AM
56	TOWN GARDENS	4/23/2014 7:18 AM
57	Monks Wood	4/23/2014 7:03 AM
58	forster country	4/23/2014 2:48 AM
59	Fairlands Valley	4/23/2014 2:09 AM
60	Town Centre Gardens	4/23/2014 1:43 AM
61	Fairlands Lakes	4/23/2014 1:13 AM
62	St.Nicholas Park	4/22/2014 6:26 PM
63	Park/woodland behind campshill school	4/22/2014 3:11 PM
64	Fairlands Vasley Park	4/22/2014 1:56 PM
65	St Nicholas Park	4/22/2014 9:12 AM
66	fairlands valley	4/22/2014 8:05 AM
67	hampson park	4/22/2014 8:03 AM
68	Fairlands Valley	4/22/2014 8:00 AM
69	Fairlands Valley	4/22/2014 7:49 AM
70	Town centre gardens	4/22/2014 5:05 AM
71	Fairlands	4/22/2014 2:05 AM
72	Fairlands	4/22/2014 1:06 AM
73	field need the fisherman pub off cloveley way	4/22/2014 12:22 AM
74	Symonds and Fishers Greens	4/19/2014 4:26 AM

75	Shephall	4/19/2014 4:23 AM
76	hampton park	4/18/2014 5:22 AM
77	Fairlands Valley Park	4/17/2014 6:01 AM
78	St Nicholas playing field	4/17/2014 4:40 AM
79	Fairlands Valley Park	4/16/2014 12:07 AM
80	Rectory Lane	4/15/2014 10:15 AM
81	Shephallbury Park	4/15/2014 3:41 AM
82	Fairlands valley	4/15/2014 2:53 AM
83	Norton green common	4/15/2014 12:38 AM
84	Farelands	4/14/2014 8:35 AM
85	Fairlands Valley Park	4/14/2014 5:43 AM
86	the lakes	4/14/2014 4:50 AM
87	serpentine park	4/14/2014 4:02 AM
88	st nicholas park	4/14/2014 3:05 AM
89	Fairlands Park/Forrester foot paths.	4/14/2014 3:00 AM
90	park near ridlins athletic centre	4/14/2014 1:51 AM
91	Park on Letchmore Road	4/14/2014 1:46 AM
92	wooded area in symonds Green	4/14/2014 12:41 AM
93	SHEPHALLBURY PARK	4/11/2014 4:27 AM
94	park/oen space by Rectory Lane	4/10/2014 10:58 PM
95	king georges park	4/10/2014 4:16 PM
96	Forster Country	4/10/2014 5:21 AM
97	Fairlands	4/9/2014 11:38 AM
98	St Nicholas park	4/9/2014 9:12 AM
99	Fairlands	4/9/2014 8:24 AM
100	I use the train station regualry I don't use open spaces that often	4/9/2014 7:28 AM
101	Shephalbury Park	4/9/2014 6:59 AM
102	fairlanda valey lakes and park	4/9/2014 6:55 AM
103	Town centre gardens	4/9/2014 6:23 AM
104	Forster Country	4/9/2014 5:25 AM
105	Forster Country	4/9/2014 4:59 AM
106	Field in Chester Road/Canterbury Way	4/9/2014 4:29 AM
107	the open green space to the north of Stevenage known as The Forster Country	4/9/2014 3:59 AM
108	Forster Country	4/9/2014 3:58 AM
109	Forster Country	4/9/2014 3:44 AM
110	Forster Country	4/9/2014 3:15 AM
111	Forster Country	4/9/2014 3:04 AM
112	fairlands valley park	4/9/2014 2:56 AM
113	Chells Park, Gresley Way	4/9/2014 2:49 AM
114	forster country area/fields	4/9/2014 2:44 AM
115	Behind Burymead estate, Old Town	4/9/2014 2:40 AM

116	Town Centre gardens	4/9/2014 2:28 AM
117	Great Ashby District Park/Surrounding Woodland	4/9/2014 2:22 AM
118	Prestatyn Close	4/9/2014 2:10 AM
119	King Georges	4/8/2014 7:54 AM
120	Fairlands Valley Park	4/8/2014 6:20 AM
121	Fairlands	4/8/2014 2:52 AM
122	St Nicholas Park	4/8/2014 2:49 AM
123	Fairlands	4/8/2014 2:45 AM
124	Great Ashby Park	4/8/2014 2:37 AM
125	Fairlands	4/8/2014 2:32 AM
126	St Nicholas Playing Field	4/8/2014 2:27 AM
127	Fairlands	4/8/2014 2:21 AM
128	Fairlands Valley	4/8/2014 2:14 AM
129	Fairlands Valley	4/8/2014 2:09 AM
130	Great Ashby Park and Woods	4/8/2014 2:02 AM
131	Fairlands Valley Park	4/8/2014 1:56 AM
132	Fairlands Valley Park	4/8/2014 1:51 AM
133	Great Ashby Park	4/8/2014 1:47 AM
134	Fairlands Valley Park	4/8/2014 1:37 AM
135	Fairlands Valley	4/8/2014 1:26 AM
136	Peartree Park	4/8/2014 1:21 AM
137	fairlands	4/7/2014 1:06 PM
138	Shephalbury Park	4/7/2014 8:43 AM
139	Fairlands	4/6/2014 12:45 AM
140	Town Centre Gardens	4/6/2014 12:32 AM
141	Fairlands Valley Park	4/6/2014 12:26 AM
142	Fairlands Valley Park	4/6/2014 12:20 AM
143	Fairlands Valley	4/6/2014 12:10 AM
144	Fair lands valley	4/4/2014 4:27 AM
145	Fairlands Valley Park	4/3/2014 2:31 PM
146	Wellfield Wood	4/3/2014 2:15 PM
147	Aldi Park	4/3/2014 6:12 AM
148	Donkey Park and Play Centre, Featherstone Road	4/3/2014 5:23 AM
149	Fairlands	4/3/2014 4:59 AM
150	King Georges	4/3/2014 4:54 AM
151	Fairlands	4/3/2014 4:47 AM
152	Fairlands valley	4/3/2014 3:20 AM
153	Fairlands	4/3/2014 2:23 AM
154	Fairlands	4/3/2014 2:11 AM
155	St George Way	4/3/2014 2:04 AM
156	St George Way	4/3/2014 1:57 AM

157	Blackdown Close	4/3/2014 1:50 AM
158	Fairlands Valley	4/3/2014 1:41 AM
159	Fairlands Valley	4/3/2014 1:35 AM
160	Great Ashby Park	4/3/2014 1:31 AM
161	Fairlands	4/3/2014 1:22 AM
162	Fairlands Valley	4/3/2014 1:16 AM
163	Fairlands Valley Park	4/2/2014 3:49 PM
164	Forster Country between North Road at St Nicholas church	4/2/2014 2:00 PM
165	Town Gardens	4/2/2014 7:33 AM
166	Stevenage lakes	4/1/2014 3:42 PM
167	Monk/Whomerly Woods	3/30/2014 6:25 AM
168	Monks & Whomerley Wood	3/30/2014 5:56 AM
169	The lakes	3/27/2014 1:10 AM
170	fairlands valley	3/26/2014 2:51 PM
171	Chells park	3/26/2014 5:18 AM
172	Chells Park	3/26/2014 5:03 AM
173	fairlands valley park	3/26/2014 3:04 AM
174	Fvp	3/25/2014 1:57 PM
175	the valley park area	3/25/2014 12:49 PM
176	Town Centre garden	3/25/2014 9:32 AM
177	Fairlands	3/25/2014 9:27 AM
178	fairlands lake and park	3/25/2014 9:04 AM
179	Fair lands valley lakes	3/25/2014 2:42 AM
180	monks woods	3/25/2014 12:05 AM
181	Shepallbury park	3/24/2014 8:53 AM
182	Water Meadow	3/23/2014 3:23 AM
183	Footpaths in 'Foster Country'	3/22/2014 7:37 AM
184	Peartree Park	3/20/2014 5:22 AM
185	Town Centre Gardens	3/20/2014 5:19 AM
186	St Nicholas Park	3/20/2014 5:15 AM
187	Fairlands Valley Park	3/20/2014 5:08 AM
188	Fairlands Valley Park	3/20/2014 4:53 AM
189	Hampson Park	3/20/2014 4:50 AM
190	Fairlands Valley Park	3/20/2014 4:48 AM
191	Fairlands Valley Park	3/20/2014 4:42 AM
192	Hampson Park	3/20/2014 4:40 AM
193	Fairlands Park	3/20/2014 4:35 AM
194	Fairlands Valley Park	3/20/2014 4:34 AM
195	Fairlands Valley Park	3/20/2014 4:27 AM
196	Fairlands Valley Park	3/20/2014 4:15 AM
197	Fairlands Valley Park	3/20/2014 4:09 AM

198	Fairlands Valley Park	3/20/2014 4:01 AM
199	King George V	3/20/2014 3:41 AM
200	Town Gardens	3/20/2014 3:22 AM
201	Town Centre Gardens	3/20/2014 3:05 AM
202	shephall green	3/17/2014 1:51 PM
203	Trafford Close	3/17/2014 7:41 AM
204	Great Ashbu Park	3/15/2014 12:26 PM
205	Greslwy way	3/15/2014 11:43 AM
206	Children's Playground at Shephalbury Park.	3/15/2014 2:50 AM
207	Bowling Green	3/15/2014 2:29 AM
208	Stevenage Hockey club	3/15/2014 2:07 AM
209	Broadwater lane	3/15/2014 12:31 AM
210	Riddlins Wood	3/14/2014 11:11 PM
211	Fields near balmoral close	3/14/2014 5:22 PM
212	fairlands valley	3/14/2014 5:05 PM
213	fairlands valley	3/14/2014 2:59 PM
214	fairlands	3/14/2014 2:50 PM
215	Fields off Cardiff Close	3/14/2014 2:37 PM
216	Fairlands lakes	3/14/2014 2:31 PM
217	Hampson Park	3/14/2014 2:31 PM
218	Fairlands Valley	3/14/2014 2:27 PM
219	Serpentine close park	3/14/2014 1:55 PM
220	Fairlands	3/14/2014 10:51 AM
221	St. Albans drive	3/14/2014 10:41 AM
222	Fairlands/Box Wood	3/14/2014 9:10 AM
223	Richmond Park - Chells	3/14/2014 8:49 AM
224	Shephalbury Park	3/14/2014 7:55 AM
225	St Nicholas park	3/14/2014 6:10 AM
226	Fairlands Valley	3/14/2014 4:33 AM
227	Fairlands	3/14/2014 2:44 AM
228	Fairlands Valley	3/13/2014 2:59 PM
229	fairlands Valley	3/13/2014 2:47 PM
230	Fairlands valley	3/13/2014 1:22 PM
231	Fairlands Valley	3/13/2014 10:14 AM
232	King George V playing fields and the Lakes	3/13/2014 10:00 AM
233	Fairlands Valley	3/13/2014 9:18 AM
234	Town Centre Gardens	3/13/2014 8:13 AM
235	Fairlands Valley Park	3/13/2014 5:55 AM
236	St Nicholas and Town Centre	3/13/2014 4:48 AM
237	Ridlins	3/13/2014 4:41 AM
238	Fairlands Valley Park	3/13/2014 4:33 AM

239	Fairlands Valley Park	3/13/2014 4:24 AM
240	Fairlands Valley Park	3/13/2014 4:05 AM
241	Fairlands Valley Park	3/13/2014 4:00 AM
242	Fairlands Valley Park	3/13/2014 3:53 AM
243	Meadway	3/13/2014 3:47 AM
244	Fairlands Valley Park	3/13/2014 3:39 AM
245	Fairlands Valley Park	3/13/2014 3:30 AM
246	Shepalbury Park	3/13/2014 3:11 AM
247	Fairlands Lakes	3/13/2014 3:02 AM
248	King George V playing area	3/12/2014 3:04 PM
249	Fairlands Park	3/11/2014 10:33 AM
250	Great Ashby Park	3/11/2014 6:13 AM
251	Fairlands Valley	3/11/2014 6:03 AM
252	fairlands	3/11/2014 3:47 AM
253	Fairlands Park	3/11/2014 12:54 AM
254	Shephallbury Park	3/10/2014 3:53 PM
255	Trent close	3/10/2014 3:45 PM
256	Fairlands Valley Park	3/10/2014 10:18 AM
257	Fairlands	3/10/2014 7:51 AM
258	The Forster Country from Rectory Lane	3/10/2014 5:44 AM
259	Town centre	3/10/2014 4:26 AM
260	Fairlands Valley Lakes	3/9/2014 1:11 PM
261	Fairlands Valley	3/9/2014 9:28 AM
262	The Avenue and open spaces	3/9/2014 8:56 AM
263	Fairlands Valley Park	3/9/2014 7:47 AM
264	Fairlands valley and monkswood	3/8/2014 11:03 PM
265	fairlands valley park and showground	3/8/2014 12:38 PM
266	Fisher's Green	3/7/2014 11:48 PM
267	Fairlands Valley	3/7/2014 1:42 PM
268	Monkswood	3/7/2014 1:33 PM
269	Fairlands Valley	3/7/2014 11:17 AM
270	Peartree park	3/7/2014 10:13 AM
271	Fairlands Valley	3/7/2014 10:00 AM
272	old stevenage	3/7/2014 9:54 AM
273	St Nicholas Park	3/7/2014 9:50 AM
274	Fairlands Valley	3/7/2014 8:45 AM
275	Hampson Park	3/7/2014 8:36 AM
276	St Nicholas Park	3/7/2014 7:12 AM
277	SG1 2BF	3/7/2014 7:04 AM
278	Fishers Green	3/7/2014 7:00 AM
279	aston end	3/7/2014 6:47 AM

280	shephallbury park	3/5/2014 1:42 AM
281	Shephallbury park	3/4/2014 2:25 PM
282	Fair lands	3/4/2014 2:06 PM
283	Fairlands Valley	3/4/2014 1:15 PM
284	Fair lands valley	3/4/2014 12:35 PM
285	Fairlands Valley Park	3/4/2014 12:25 PM
286	Fairlands Valley	3/4/2014 11:35 AM
287	Fairlands valley park	3/4/2014 10:58 AM
288	St Nicholas park	3/4/2014 10:55 AM
289	FAIRLANDS VALLEY PARK	3/4/2014 10:24 AM
290	Woodlands	3/4/2014 10:19 AM
291	Fairlands Valley Park	3/3/2014 7:47 AM
292	Town centre gardens	3/1/2014 3:15 PM
293	Pubilc walways / bridal paths	2/28/2014 2:16 AM
294	Chadwell Road	2/27/2014 3:01 PM
295	Fairlands valley	2/27/2014 12:37 PM
296	Fishers Green	2/27/2014 7:53 AM
297	Shephallbury Park	2/27/2014 7:45 AM

Q20 What is your main reason for using this space? (e.g. fresh air, entertain the kids, exercise)

Answered: 293 Skipped: 132

#	Responses	Date
1	Walking, fresh air	5/1/2014 1:35 AM
2	Firework display	4/28/2014 7:55 AM
3	Fresh air, exercise; can walk there from home.	4/28/2014 6:15 AM
4	JUST FOR WALK	4/28/2014 4:09 AM
5	exercise	4/28/2014 2:37 AM
6	Exercise	4/28/2014 1:06 AM
7	Fresh Air, Running and Walking Exercise, and walking my dog	4/28/2014 12:42 AM
8	They are within walking distance and offer fair to good facilities and open space.	4/28/2014 12:33 AM
9	cycling	4/26/2014 9:04 AM
10	leisure	4/25/2014 8:49 AM
11	walking the dog	4/25/2014 8:08 AM
12	Dog walking	4/25/2014 3:55 AM
13	Fresh Air	4/25/2014 3:14 AM
14	recreation	4/25/2014 2:59 AM
15	Fresh air	4/25/2014 1:37 AM
16	walking, fresh air	4/25/2014 12:56 AM
17	Kids	4/24/2014 11:49 PM
18	kids	4/24/2014 5:50 PM
19	entertain the kids	4/24/2014 10:50 AM
20	events	4/24/2014 7:42 AM
21	i live near the park	4/24/2014 6:59 AM
22	child play	4/24/2014 6:38 AM
23	Nice environment, brisk walk from workplace at lunchtime	4/24/2014 6:31 AM
24	Exercise by walking and fresh air	4/24/2014 5:38 AM
25	fresh air, events	4/24/2014 3:59 AM
26	promotion	4/24/2014 3:32 AM
27	location	4/24/2014 3:26 AM
28	Fresh air and playing with the children	4/24/2014 2:53 AM
29	Take the grand children	4/24/2014 2:10 AM
30	Exercise	4/24/2014 2:07 AM
31	Fresh air, semi natural environment, walking, sitting	4/24/2014 2:06 AM
32	walking to work	4/24/2014 2:05 AM
33	entertain kids	4/24/2014 2:05 AM
34	Dog Walk	4/24/2014 2:03 AM

35	Relax whilst out shopping	4/24/2014 2:02 AM
36	Green open space within the town.	4/24/2014 2:01 AM
37	entertain kids	4/24/2014 1:59 AM
38	exercise	4/24/2014 1:48 AM
39	Walking	4/24/2014 1:47 AM
40	entertain grandchildren	4/24/2014 1:38 AM
41	exercise	4/24/2014 12:53 AM
42	do not live in Stevenage	4/24/2014 12:51 AM
43	Close to home to entertain kids	4/23/2014 2:34 PM
44	fresh air and exercise	4/23/2014 10:05 AM
45	Fresh Air	4/23/2014 9:59 AM
46	Work	4/23/2014 9:03 AM
47	Relaxation	4/23/2014 8:49 AM
48	Fresh Air	4/23/2014 7:49 AM
49	5 mins walk	4/23/2014 7:32 AM
50	Exercise, Open space, Pleasant surroundings	4/23/2014 7:27 AM
51	fresh air	4/23/2014 7:26 AM
52	the aerial slide (granddaughters love it)	4/23/2014 7:24 AM
53	FRESH AIR AND WALKS	4/23/2014 7:19 AM
54	Exercise	4/23/2014 7:18 AM
55	FRESH AIR AND EXERCISE	4/23/2014 7:18 AM
56	Dog Walking	4/23/2014 7:03 AM
57	fresh air walking	4/23/2014 2:48 AM
58	Facilities	4/23/2014 2:09 AM
59	Lunch break	4/23/2014 1:43 AM
60	Walking	4/23/2014 1:13 AM
61	for kids	4/22/2014 6:26 PM
62	Spacious nice area to walk through although litter a massive problem	4/22/2014 3:11 PM
63	walking dog and photography	4/22/2014 1:56 PM
64	Dog walking and exercise	4/22/2014 9:12 AM
65	dog walking	4/22/2014 8:05 AM
66	location to my house	4/22/2014 8:03 AM
67	Fresh air	4/22/2014 8:00 AM
68	Childrens facilities	4/22/2014 7:49 AM
69	Fresh air	4/22/2014 5:05 AM
70	Fresh air, feed ducks and playground	4/22/2014 2:05 AM
71	Fresh air, exercise, gets the children out	4/22/2014 1:06 AM
72	play football with my son	4/22/2014 12:22 AM
73	Exercise	4/19/2014 4:26 AM
74	space for my child to run around in	4/19/2014 4:23 AM
75	Kids	4/18/2014 5:22 AM

76	Fresh air, Entertain Kids, Walking	4/17/2014 6:01 AM
77	entertain the grandchild	4/17/2014 4:40 AM
78	Fresh air and exercise	4/16/2014 12:07 AM
79	Fresh air & Exercise	4/15/2014 10:15 AM
80	Exercise Equipment and close by	4/15/2014 3:41 AM
81	fireworks, visitors	4/15/2014 2:53 AM
82	Exercise	4/15/2014 12:38 AM
83	Dog, kids	4/14/2014 8:35 AM
84	Exercise	4/14/2014 5:43 AM
85	walking	4/14/2014 4:50 AM
86	closest for kids	4/14/2014 4:02 AM
87	walking the dog	4/14/2014 3:05 AM
88	exercise	4/14/2014 3:00 AM
89	entertain kids	4/14/2014 1:51 AM
90	Entertainment for son	4/14/2014 1:46 AM
91	dog walking/exercise	4/14/2014 12:41 AM
92	ENTERTAIN THE KIDS	4/11/2014 4:27 AM
93	Dog Walking	4/10/2014 10:58 PM
94	walking	4/10/2014 4:16 PM
95	fresh air / exercise /uplifting psychological effect	4/10/2014 5:21 AM
96	walking and play area	4/9/2014 11:38 AM
97	Excercise	4/9/2014 9:12 AM
98	Dog walking	4/9/2014 8:24 AM
99	Travelling to work	4/9/2014 7:28 AM
100	Dog walking	4/9/2014 6:59 AM
101	excercise	4/9/2014 6:55 AM
102	Most local	4/9/2014 6:23 AM
103	Fresh Air, Exercise, Dog Walking	4/9/2014 5:25 AM
104	exercise	4/9/2014 4:59 AM
105	close to home good for dog walking	4/9/2014 4:29 AM
106	Fresh air, countryside, views, walks	4/9/2014 3:59 AM
107	Exercise	4/9/2014 3:58 AM
108	Exercise.	4/9/2014 3:44 AM
109	Green exercise, views to the west, historical connection with E. M. Forster and Elizabeth Poston, education of visitors, nature study, following the farming year, photography, painting, etc.	4/9/2014 3:15 AM
110	Fresh Air, real countryside	4/9/2014 3:04 AM
111	exercise, a nicer place to walk, and entertain kids	4/9/2014 2:56 AM
112	Exercising	4/9/2014 2:49 AM
113	dog walking	4/9/2014 2:44 AM
114	Dog walking	4/9/2014 2:40 AM
115	Fresh Air	4/9/2014 2:28 AM

116	Excercise - Running	4/9/2014 2:22 AM
117	Play with my son and there is a park on the open space for him to play	4/9/2014 2:10 AM
118	Casual football	4/8/2014 7:54 AM
119	exercise	4/8/2014 6:20 AM
120	Kids	4/8/2014 2:52 AM
121	Children like playing	4/8/2014 2:49 AM
122	Playground and space to ride bikes about	4/8/2014 2:45 AM
123	Play area for children and fresh air	4/8/2014 2:37 AM
124	Kids	4/8/2014 2:32 AM
125	Close to home and there's a playscheme there	4/8/2014 2:27 AM
126	Outside/location/enjoyment for children	4/8/2014 2:21 AM
127	Children to play	4/8/2014 2:14 AM
128	Entertain the kids	4/8/2014 2:09 AM
129	Fresh air with kids	4/8/2014 2:02 AM
130	Kids, fresh air	4/8/2014 1:56 AM
131	Entertain kids	4/8/2014 1:51 AM
132	fresh air, entertain the kids, exercise	4/8/2014 1:47 AM
133	Entertain kids	4/8/2014 1:37 AM
134	Ex, fresh air, dog walking	4/8/2014 1:26 AM
135	Entertain children and dog walking	4/8/2014 1:21 AM
136	fresh air	4/7/2014 1:06 PM
137	Entertain kids/walk dogs	4/7/2014 8:43 AM
138	Kids park	4/6/2014 12:45 AM
139	Nearby	4/6/2014 12:32 AM
140	Walking	4/6/2014 12:20 AM
141	Exercise, good for children, walking dogs	4/6/2014 12:10 AM
142	Fresh air and exercise	4/4/2014 4:27 AM
143	Dog Walking	4/3/2014 2:31 PM
144	Enjoy wildlife and get fresh air	4/3/2014 2:15 PM
145	Entertain kids	4/3/2014 6:12 AM
146	Entertain kids	4/3/2014 5:23 AM
147	Exercise	4/3/2014 4:59 AM
148	Play ground	4/3/2014 4:54 AM
149	Exercise, entertaining kids	4/3/2014 4:47 AM
150	Fresh air	4/3/2014 3:20 AM
151	RLN	4/3/2014 2:23 AM
152	For kids, fresh air	4/3/2014 2:11 AM
153	Fresh air	4/3/2014 2:04 AM
154	Fresh air	4/3/2014 1:57 AM
155	Childrens park	4/3/2014 1:50 AM
156	Nice walk and activities	4/3/2014 1:41 AM

157	Different surroundings	4/3/2014 1:31 AM
158	Fresh air, playground	4/3/2014 1:22 AM
159	Variety, peace, air	4/3/2014 1:16 AM
160	entertain the kids	4/2/2014 3:49 PM
161	Fresh air, rural tranquility	4/2/2014 2:00 PM
162	Fresh air	4/2/2014 7:33 AM
163	Easy use for mobility scooter	4/1/2014 3:42 PM
164	fresh air and exercise	3/30/2014 6:25 AM
165	Dog walk & exercise	3/30/2014 5:56 AM
166	exercise & fresh air	3/27/2014 1:10 AM
167	fresh air, large space, great for kids	3/26/2014 2:51 PM
168	exercise walking the dog	3/26/2014 5:18 AM
169	ability to walk the dog	3/26/2014 5:03 AM
170	walking	3/26/2014 3:04 AM
171	Exersize	3/25/2014 1:57 PM
172	cycling through rest at the cafe general exercise walking	3/25/2014 12:49 PM
173	Pass through when walking to work or shops	3/25/2014 9:32 AM
174	Beautiful safe and easy to walk	3/25/2014 9:27 AM
175	exercise, walking round with good views	3/25/2014 9:04 AM
176	Entertain my son, relaxing, fresh air	3/25/2014 2:42 AM
177	dog walking	3/25/2014 12:05 AM
178	Walking the dogs	3/24/2014 8:53 AM
179	Dog Walking with Grandchildren	3/23/2014 3:23 AM
180	Exercise and fresh air	3/22/2014 7:37 AM
181	Dog walking	3/20/2014 5:22 AM
182	Events of interest	3/20/2014 5:19 AM
183	Exercise	3/20/2014 5:15 AM
184	Walking dog	3/20/2014 5:08 AM
185	Fresh air, relaxation	3/20/2014 4:53 AM
186	Near home	3/20/2014 4:50 AM
187	Cycle and Walks	3/20/2014 4:42 AM
188	Walking/Fresh Air	3/20/2014 4:40 AM
189	Fresh air	3/20/2014 4:35 AM
190	Exercise	3/20/2014 4:34 AM
191	Entertain grandchildren	3/20/2014 4:27 AM
192	Exercise	3/20/2014 4:15 AM
193	Entertain the kids	3/20/2014 4:09 AM
194	Fresh air	3/20/2014 4:01 AM
195	Fresh air	3/20/2014 3:41 AM
196	Fresh air	3/20/2014 3:22 AM
197	Volunteer - green space	3/20/2014 3:05 AM

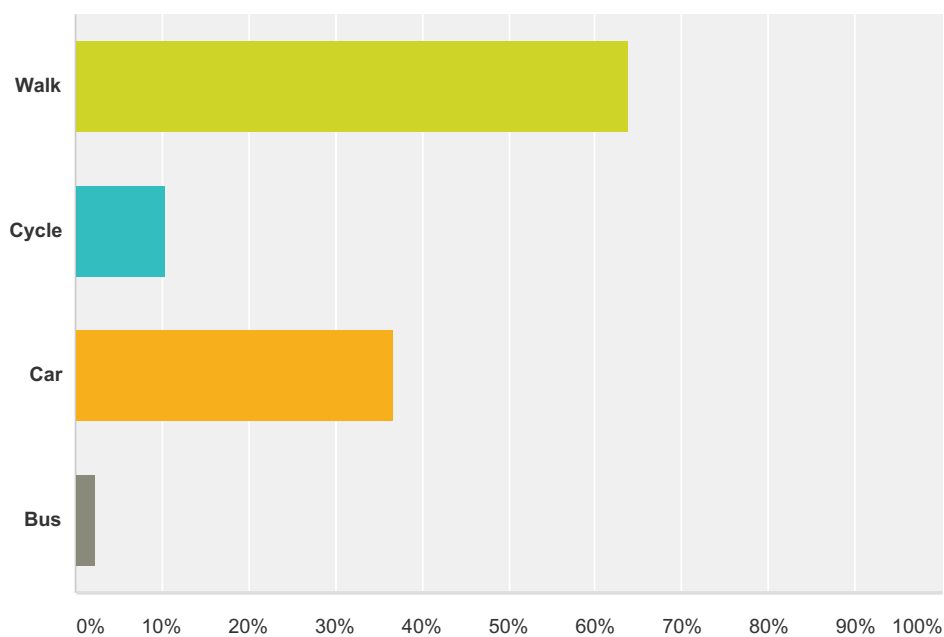
198	exercise	3/17/2014 1:51 PM
199	Dog Walking	3/17/2014 7:41 AM
200	Walking	3/15/2014 12:26 PM
201	Dog walking	3/15/2014 11:43 AM
202	Entertain the kids.	3/15/2014 2:50 AM
203	Fresh air	3/15/2014 2:29 AM
204	exercise	3/15/2014 2:07 AM
205	Dog walking, exercise	3/15/2014 12:31 AM
206	Fresh Air, peaceful	3/14/2014 11:11 PM
207	Running	3/14/2014 5:22 PM
208	one to go to work ,walk the dogs ,exercise	3/14/2014 5:05 PM
209	fresh air and entertain the kids	3/14/2014 2:59 PM
210	exercise	3/14/2014 2:50 PM
211	Exercise	3/14/2014 2:37 PM
212	Fresh air, exercise	3/14/2014 2:31 PM
213	dog walking	3/14/2014 2:31 PM
214	Exercise	3/14/2014 2:27 PM
215	Lovely place to escape	3/14/2014 1:55 PM
216	Space	3/14/2014 10:51 AM
217	Exercise	3/14/2014 10:41 AM
218	Distance/Cycling	3/14/2014 9:10 AM
219	Competition	3/14/2014 9:00 AM
220	Entertain niece and nephew and exercise	3/14/2014 8:49 AM
221	Teaching Cycling	3/14/2014 7:55 AM
222	Fresh air and exercise	3/14/2014 6:10 AM
223	Fresh air and excercise	3/14/2014 4:33 AM
224	Walking/Fresh air	3/14/2014 2:44 AM
225	Walking our dog	3/13/2014 2:59 PM
226	walk the dog	3/13/2014 2:47 PM
227	Nice walk	3/13/2014 1:22 PM
228	Fresh air, walking, running, sitting and watching the world, Photography	3/13/2014 10:14 AM
229	fresh air, exercise, walking	3/13/2014 10:00 AM
230	Open space and outside	3/13/2014 9:18 AM
231	fresh air , events	3/13/2014 8:13 AM
232	Entertain the kids	3/13/2014 5:55 AM
233	Fresh air, exercise	3/13/2014 4:48 AM
234	Exercise	3/13/2014 4:41 AM
235	Exercise	3/13/2014 4:33 AM
236	Walk/run	3/13/2014 4:24 AM
237	Kids	3/13/2014 4:05 AM
238	Fresh air, exercise	3/13/2014 4:00 AM

239	Fresh air, kids	3/13/2014 3:53 AM
240	Football	3/13/2014 3:47 AM
241	Fresh aire	3/13/2014 3:39 AM
242	Fresh air and exercise/leisure	3/13/2014 3:30 AM
243	Kids, fresh air, exercise	3/13/2014 3:11 AM
244	Walks	3/13/2014 3:02 AM
245	Open space	3/12/2014 3:04 PM
246	Live within 2 min walk	3/11/2014 10:33 AM
247	open space, fresh air	3/11/2014 6:13 AM
248	Good size, convenient	3/11/2014 6:03 AM
249	walking	3/11/2014 3:47 AM
250	Fresh air	3/11/2014 12:54 AM
251	Dog Walking	3/10/2014 3:53 PM
252	Exercise	3/10/2014 3:45 PM
253	Close to where I live.	3/10/2014 10:18 AM
254	Fresh Air	3/10/2014 7:51 AM
255	Fresh air, open country, wildlife, peaceful, beautiful.	3/10/2014 5:44 AM
256	Shops	3/10/2014 4:26 AM
257	Fresh air ans birds	3/9/2014 1:11 PM
258	Running	3/9/2014 9:28 AM
259	Exercise, fresh air, dog walking	3/9/2014 8:56 AM
260	Exercise	3/9/2014 7:47 AM
261	Fresh air, exercise	3/8/2014 11:03 PM
262	excerise, fresh air,	3/8/2014 12:38 PM
263	Aesthetics	3/7/2014 11:48 PM
264	Recreation for grandson	3/7/2014 1:42 PM
265	on my route from home to the Town Centre, and the bluebells are out of this world	3/7/2014 1:33 PM
266	Cycling and grandchild	3/7/2014 11:17 AM
267	using the car park when there isn't any other local parking	3/7/2014 10:13 AM
268	Fresh air and exercise	3/7/2014 10:00 AM
269	nearest	3/7/2014 9:54 AM
270	Entertain the kids	3/7/2014 9:50 AM
271	Fresh air and the scenery	3/7/2014 8:45 AM
272	Walking the dog	3/7/2014 7:12 AM
273	Fresh Air	3/7/2014 7:04 AM
274	Entertain Kids	3/7/2014 7:00 AM
275	very quiet	3/7/2014 6:47 AM
276	walking	3/5/2014 1:42 AM
277	Kids	3/4/2014 2:25 PM
278	Summer time only	3/4/2014 2:06 PM
279	entertain the kids	3/4/2014 1:15 PM

280	Dog walking	3/4/2014 12:35 PM
281	Fresh air and gentle exercise	3/4/2014 12:25 PM
282	fresh air	3/4/2014 11:35 AM
283	Exer	3/4/2014 10:58 AM
284	entertain the kids	3/4/2014 10:55 AM
285	STEVENAGE FC HOME GAMES PARKING	3/4/2014 10:24 AM
286	Fresh Air / Exercise / entertain the Kids	3/4/2014 10:19 AM
287	Childrens play area, walk / scoot / cycle	3/3/2014 7:47 AM
288	Exercise	3/1/2014 3:15 PM
289	Running	2/28/2014 2:16 AM
290	Nature	2/27/2014 3:01 PM
291	Large open areas	2/27/2014 12:37 PM
292	Fresh air and exercise	2/27/2014 7:53 AM
293	Entertaining children, exercise	2/27/2014 7:45 AM

Q21 How do you normally get there?

Answered: 297 Skipped: 128



Answer Choices	Responses
Walk	63.97% 190
Cycle	10.44% 31
Car	36.70% 109
Bus	2.36% 7
Total Respondents: 297	

#	Other (please specify)	Date
1	Run	4/28/2014 1:06 AM
2	Do not go	4/24/2014 12:51 AM
3	Train	4/9/2014 7:28 AM
4	Burymead	4/9/2014 3:58 AM
5	scoot	4/3/2014 1:22 AM
6	Drive	3/14/2014 9:00 AM
7	10 mins	3/13/2014 4:05 AM
8	I walk if time allows	3/10/2014 5:44 AM
9	Shephallbury Park	3/9/2014 1:11 PM
10	Run	3/9/2014 9:28 AM
11	run	3/8/2014 12:38 PM
12	Run	2/28/2014 2:16 AM

Q22 How long does it take you to get there? (in minutes)

Answered: 292 Skipped: 133

#	Responses	Date
1	15 minutes	5/1/2014 1:35 AM
2	20mins	4/28/2014 7:55 AM
3	3 minutes	4/28/2014 6:15 AM
4	5 MINS	4/28/2014 4:09 AM
5	5minutes	4/28/2014 2:37 AM
6	20	4/28/2014 1:06 AM
7	5 minutes	4/28/2014 12:42 AM
8	5-10 minutes	4/28/2014 12:33 AM
9	2	4/26/2014 9:04 AM
10	10 mins	4/25/2014 8:49 AM
11	1 min	4/25/2014 8:08 AM
12	5	4/25/2014 3:55 AM
13	10	4/25/2014 3:14 AM
14	15	4/25/2014 2:59 AM
15	20	4/25/2014 1:37 AM
16	5 mins	4/25/2014 12:56 AM
17	15 minutes	4/24/2014 11:49 PM
18	10 mins	4/24/2014 5:50 PM
19	five minutes	4/24/2014 10:50 AM
20	10	4/24/2014 7:42 AM
21	15	4/24/2014 6:38 AM
22	20	4/24/2014 6:31 AM
23	10	4/24/2014 5:38 AM
24	approx 3mins	4/24/2014 3:59 AM
25	5	4/24/2014 3:32 AM
26	3 mins	4/24/2014 3:26 AM
27	2 minutes	4/24/2014 2:53 AM
28	15 mins	4/24/2014 2:10 AM
29	10	4/24/2014 2:07 AM
30	5	4/24/2014 2:06 AM
31	20 mins	4/24/2014 2:05 AM
32	10	4/24/2014 2:05 AM
33	8	4/24/2014 2:03 AM
34	5	4/24/2014 2:02 AM
35	15	4/24/2014 2:01 AM

36	10	4/24/2014 1:59 AM
37	15	4/24/2014 1:48 AM
38	20-30	4/24/2014 1:47 AM
39	mins	4/24/2014 1:38 AM
40	10	4/24/2014 12:53 AM
41	n/a	4/24/2014 12:51 AM
42	20 mn	4/23/2014 8:40 PM
43	5	4/23/2014 2:34 PM
44	20	4/23/2014 10:05 AM
45	5 - 10	4/23/2014 9:59 AM
46	20	4/23/2014 9:03 AM
47	5	4/23/2014 8:49 AM
48	5	4/23/2014 7:49 AM
49	5	4/23/2014 7:32 AM
50	25	4/23/2014 7:27 AM
51	8	4/23/2014 7:26 AM
52	2	4/23/2014 7:24 AM
53	10 MINS	4/23/2014 7:19 AM
54	30	4/23/2014 7:18 AM
55	5	4/23/2014 7:18 AM
56	5-10 minutes	4/23/2014 7:03 AM
57	5m	4/23/2014 2:48 AM
58	Only when passing at the right time	4/23/2014 2:09 AM
59	10	4/23/2014 1:43 AM
60	10 minutes	4/23/2014 1:13 AM
61	5	4/22/2014 6:26 PM
62	5	4/22/2014 3:11 PM
63	5 minutes	4/22/2014 1:56 PM
64	5	4/22/2014 9:12 AM
65	5-10 min	4/22/2014 8:05 AM
66	5	4/22/2014 8:03 AM
67	5 minutes	4/22/2014 8:00 AM
68	10	4/22/2014 7:50 AM
69	20	4/22/2014 7:49 AM
70	5	4/22/2014 5:05 AM
71	5	4/22/2014 2:05 AM
72	20	4/22/2014 1:06 AM
73	1-2 minutes	4/22/2014 12:22 AM
74	5-10 minutes	4/19/2014 4:26 AM
75	15-20 minutes	4/19/2014 4:23 AM
76	30 minutes	4/18/2014 5:22 AM

77	15	4/17/2014 6:01 AM
78	5-10 mins	4/17/2014 4:40 AM
79	10 mins	4/16/2014 12:07 AM
80	15	4/15/2014 10:15 AM
81	5	4/15/2014 3:41 AM
82	7mins	4/15/2014 2:53 AM
83	Few minutes	4/15/2014 12:38 AM
84	5-15	4/14/2014 8:35 AM
85	15-20 mins	4/14/2014 5:43 AM
86	20mins & 5 mins	4/14/2014 4:50 AM
87	15	4/14/2014 4:02 AM
88	3	4/14/2014 3:05 AM
89	10minutes - 50 minutes	4/14/2014 3:00 AM
90	2	4/14/2014 1:51 AM
91	5	4/14/2014 1:46 AM
92	5	4/14/2014 12:41 AM
93	5-10 MINS	4/11/2014 4:27 AM
94	5	4/10/2014 10:58 PM
95	5	4/10/2014 4:16 PM
96	5	4/10/2014 5:21 AM
97	25mins	4/9/2014 11:38 AM
98	2 minutes	4/9/2014 9:12 AM
99	5	4/9/2014 8:24 AM
100	10-15 minutes	4/9/2014 7:28 AM
101	3	4/9/2014 6:59 AM
102	2	4/9/2014 6:55 AM
103	2 mins	4/9/2014 6:23 AM
104	0 minutes	4/9/2014 5:25 AM
105	5 minutes	4/9/2014 4:59 AM
106	5	4/9/2014 4:29 AM
107	1	4/9/2014 3:59 AM
108	10mins	4/9/2014 3:58 AM
109	10	4/9/2014 3:44 AM
110	5-10	4/9/2014 3:15 AM
111	10 minutes	4/9/2014 3:04 AM
112	10-15	4/9/2014 2:56 AM
113	10	4/9/2014 2:49 AM
114	5	4/9/2014 2:44 AM
115	5	4/9/2014 2:40 AM
116	7	4/9/2014 2:28 AM
117	20	4/9/2014 2:22 AM

118	2	4/9/2014 2:10 AM
119	20 minutes	4/8/2014 7:54 AM
120	10	4/8/2014 6:20 AM
121	10	4/8/2014 2:52 AM
122	3	4/8/2014 2:49 AM
123	7	4/8/2014 2:45 AM
124	5	4/8/2014 2:37 AM
125	10	4/8/2014 2:32 AM
126	5	4/8/2014 2:27 AM
127	10	4/8/2014 2:21 AM
128	10	4/8/2014 2:14 AM
129	10	4/8/2014 2:09 AM
130	5	4/8/2014 2:02 AM
131	25 cycle, 40 walk	4/8/2014 1:56 AM
132	30 walk, 5 car	4/8/2014 1:51 AM
133	10	4/8/2014 1:47 AM
134	25	4/8/2014 1:37 AM
135	10	4/8/2014 1:26 AM
136	5 minutes	4/8/2014 1:21 AM
137	5	4/7/2014 1:06 PM
138	10	4/7/2014 8:43 AM
139	5	4/6/2014 12:32 AM
140	5	4/6/2014 12:20 AM
141	5	4/6/2014 12:10 AM
142	3	4/4/2014 4:27 AM
143	Car 5 mins - walking 20 mins	4/3/2014 2:31 PM
144	6	4/3/2014 2:15 PM
145	15	4/3/2014 6:12 AM
146	5	4/3/2014 4:54 AM
147	10	4/3/2014 4:47 AM
148	Twenty	4/3/2014 3:20 AM
149	5	4/3/2014 2:23 AM
150	8	4/3/2014 2:11 AM
151	20	4/3/2014 2:04 AM
152	20 minutes if walk	4/3/2014 1:57 AM
153	5	4/3/2014 1:50 AM
154	5	4/3/2014 1:41 AM
155	1	4/3/2014 1:31 AM
156	15	4/3/2014 1:22 AM
157	15	4/3/2014 1:16 AM
158	10	4/2/2014 3:49 PM

159	3 minutes to edge of Forster Country	4/2/2014 2:00 PM
160	3	4/2/2014 7:33 AM
161	10	4/1/2014 3:42 PM
162	5	3/30/2014 6:25 AM
163	6-10	3/30/2014 5:56 AM
164	10	3/27/2014 1:10 AM
165	5 - 10 mins	3/26/2014 2:51 PM
166	10	3/26/2014 5:18 AM
167	5	3/26/2014 5:03 AM
168	7	3/26/2014 3:04 AM
169	15	3/25/2014 1:57 PM
170	walk 15 mins cycle 5 mins	3/25/2014 12:49 PM
171	15	3/25/2014 9:32 AM
172	7	3/25/2014 9:27 AM
173	about 25 minutes	3/25/2014 9:04 AM
174	5-10	3/25/2014 2:42 AM
175	few minutes	3/25/2014 12:05 AM
176	5 mins	3/24/2014 8:53 AM
177	2 minutes	3/23/2014 3:23 AM
178	5	3/22/2014 7:37 AM
179	10	3/20/2014 5:22 AM
180	10-15 minutes	3/20/2014 5:19 AM
181	10	3/20/2014 5:15 AM
182	5	3/20/2014 5:08 AM
183	30	3/20/2014 5:06 AM
184	15	3/20/2014 4:53 AM
185	5 minutes	3/20/2014 4:50 AM
186	10	3/20/2014 4:48 AM
187	8	3/20/2014 4:42 AM
188	10 mins	3/20/2014 4:35 AM
189	10	3/20/2014 4:34 AM
190	15	3/20/2014 4:27 AM
191	5	3/20/2014 4:15 AM
192	5	3/20/2014 4:09 AM
193	25	3/20/2014 4:01 AM
194	5 mins	3/20/2014 3:41 AM
195	10 mins	3/20/2014 3:22 AM
196	35 mins	3/20/2014 3:05 AM
197	two	3/17/2014 1:51 PM
198	1	3/17/2014 7:41 AM
199	5	3/15/2014 12:26 PM

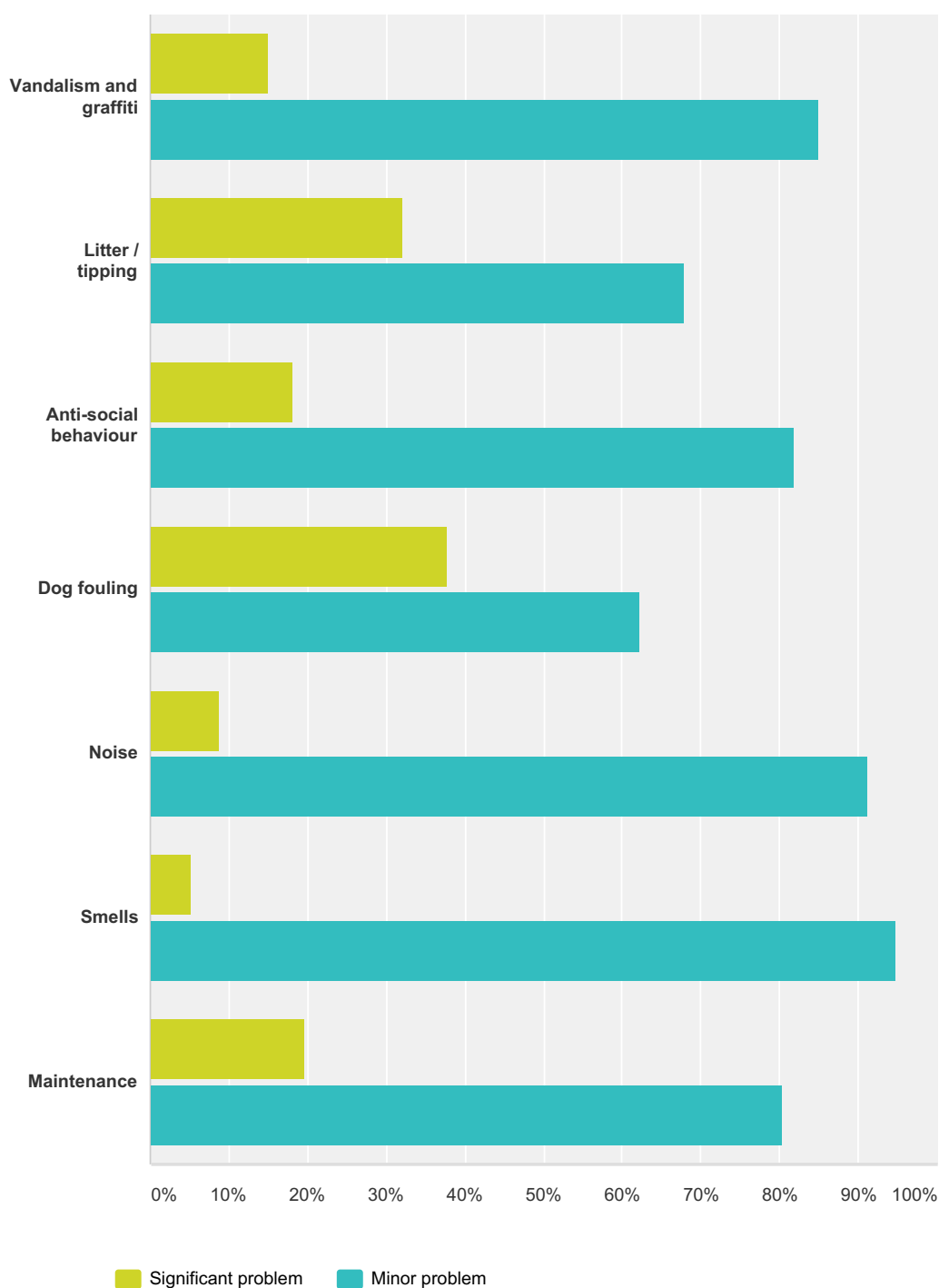
200	5	3/15/2014 11:43 AM
201	2	3/15/2014 2:50 AM
202	10	3/15/2014 2:29 AM
203	10	3/15/2014 2:07 AM
204	3	3/15/2014 12:31 AM
205	10 mins	3/14/2014 11:11 PM
206	2	3/14/2014 5:22 PM
207	walk 20 mins ,cycle 10 mins	3/14/2014 5:05 PM
208	10-15	3/14/2014 2:59 PM
209	10	3/14/2014 2:50 PM
210	1	3/14/2014 2:37 PM
211	5-10	3/14/2014 2:31 PM
212	5	3/14/2014 2:31 PM
213	10	3/14/2014 2:27 PM
214	10min	3/14/2014 1:55 PM
215	10	3/14/2014 10:51 AM
216	1	3/14/2014 10:41 AM
217	5mins	3/14/2014 9:10 AM
218	20	3/14/2014 9:00 AM
219	Not even a minute - back gate backs onto park	3/14/2014 8:49 AM
220	5	3/14/2014 7:55 AM
221	6	3/14/2014 6:10 AM
222	10	3/14/2014 4:33 AM
223	10	3/14/2014 2:44 AM
224	5	3/13/2014 2:59 PM
225	5	3/13/2014 2:47 PM
226	5-10	3/13/2014 1:22 PM
227	5 to 10 mins	3/13/2014 10:14 AM
228	15-20 min depending on traffic	3/13/2014 10:00 AM
229	15 minutes	3/13/2014 9:18 AM
230	10mins	3/13/2014 8:13 AM
231	15	3/13/2014 5:55 AM
232	15	3/13/2014 4:48 AM
233	15	3/13/2014 4:41 AM
234	10-15	3/13/2014 4:33 AM
235	10 mins	3/13/2014 4:24 AM
236	20 mins	3/13/2014 4:00 AM
237	10 mins	3/13/2014 3:53 AM
238	10 mins	3/13/2014 3:47 AM
239	10-15	3/13/2014 3:39 AM
240	10 mins	3/13/2014 3:30 AM

241	10 mins walk, 5 bike	3/13/2014 3:11 AM
242	15	3/13/2014 3:02 AM
243	5 minutes	3/12/2014 3:04 PM
244	1	3/11/2014 10:33 AM
245	5	3/11/2014 6:13 AM
246	10	3/11/2014 6:03 AM
247	4	3/11/2014 3:47 AM
248	10 minutes	3/11/2014 12:54 AM
249	2	3/10/2014 3:53 PM
250	5 mins	3/10/2014 3:45 PM
251	15 mins	3/10/2014 10:18 AM
252	15	3/10/2014 7:51 AM
253	5 by car, 20-30 walking.	3/10/2014 5:44 AM
254	15	3/10/2014 4:26 AM
255	5 minutes	3/9/2014 1:11 PM
256	20	3/9/2014 9:28 AM
257	5 minutes	3/9/2014 8:56 AM
258	35	3/9/2014 7:47 AM
259	5	3/8/2014 11:03 PM
260	5	3/8/2014 12:38 PM
261	0	3/7/2014 11:48 PM
262	7	3/7/2014 1:42 PM
263	ten	3/7/2014 1:33 PM
264	12	3/7/2014 11:17 AM
265	5	3/7/2014 10:13 AM
266	10	3/7/2014 10:00 AM
267	5	3/7/2014 9:54 AM
268	5-10	3/7/2014 9:50 AM
269	10 mins	3/7/2014 8:45 AM
270	5	3/7/2014 8:36 AM
271	5 minutes	3/7/2014 7:12 AM
272	1 mins	3/7/2014 7:04 AM
273	2 mins	3/7/2014 7:00 AM
274	10	3/7/2014 6:47 AM
275	5 mins	3/5/2014 1:42 AM
276	10 mins	3/4/2014 2:25 PM
277	3 mins	3/4/2014 2:06 PM
278	5-15	3/4/2014 1:15 PM
279	3 mins	3/4/2014 12:35 PM
280	10	3/4/2014 12:25 PM
281	10	3/4/2014 11:35 AM

282	5 mins	3/4/2014 10:58 AM
283	15	3/4/2014 10:55 AM
284	20 MINUTES	3/4/2014 10:24 AM
285	10	3/4/2014 10:19 AM
286	10	3/3/2014 7:47 AM
287	10	3/1/2014 3:15 PM
288	10	2/28/2014 2:16 AM
289	5	2/27/2014 3:01 PM
290	3	2/27/2014 12:37 PM
291	2	2/27/2014 7:53 AM
292	1	2/27/2014 7:45 AM

Q23 Do you experience any of the following problems at this place? (Please select all that apply)

Answered: 279 Skipped: 146



	Significant problem	Minor problem	Total
Vandalism and graffiti	14.97% 28	85.03% 159	187
Litter / tipping	32.17% 74	67.83% 156	230
Anti-social behaviour	18.18% 30	81.82% 135	165

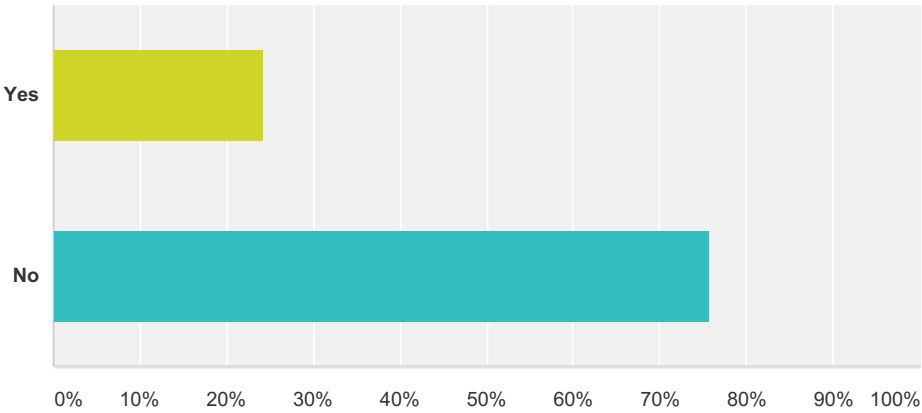
Dog fouling	37.87% 89	62.13% 146	235
Noise	8.73% 11	91.27% 115	126
Smells	5.17% 6	94.83% 110	116
Maintenance	19.72% 28	80.28% 114	142

#	Other (please specify)	Date
1	None of these.	4/28/2014 6:15 AM
2	No problems	4/24/2014 2:10 AM
3	Skateboarders have broken the edge of the new stone planters	4/24/2014 2:06 AM
4	Large mud Puddles	4/24/2014 2:03 AM
5	Not experienced any of the above	4/24/2014 2:01 AM
6	do not use	4/24/2014 12:51 AM
7	not always somewhere to get a drink/eat	4/23/2014 10:05 AM
8	Main problem I find in all parks is litter, not sure what you can do about this other than fine young adults for dropping it or possibly shoot them.	4/23/2014 1:13 AM
9	uncontrolled dogs who have attacked my sons dog	4/22/2014 1:56 PM
10	Dog waste bins not always emptied frequently enough.	4/9/2014 4:59 AM
11	Occasional "bad" dog off lead by 'bad' owner	4/9/2014 2:40 AM
12	Was occupied by gypsies once	4/8/2014 2:37 AM
13	no answer given	4/3/2014 5:31 AM
14	Theft	4/3/2014 2:17 AM
15	glass sometimes on the paths	3/25/2014 12:49 PM
16	noticing rats in the day, glad to see the council chronicle asking volunteers to help with litter as I have noticed rats in other park areas in the hospital during the middle of the day. Hopefully less rubbish will help	3/25/2014 9:04 AM
17	fires, people living in woods	3/25/2014 12:05 AM
18	Dogs running amok	3/20/2014 4:15 AM
19	grass mowing	3/17/2014 1:51 PM
20	allways litter and fouling ,never clean	3/14/2014 5:05 PM
21	lack of street lighting on periphery paths/ cycle tracks	3/14/2014 2:27 PM
22	No toilets now pavilion gone. Even though only available when in use.	3/14/2014 7:55 AM
23	trim track needs repair	3/13/2014 4:33 AM
24	Dogs running free, particularly on the lakes side of the valley where owners have several dogs.	3/10/2014 10:18 AM
25	Inevitably, there are occasional, but very rare, problems.	3/10/2014 5:44 AM
26	failure of reinstatement following laying of duct for electricity cable; not mown frequently enough	3/7/2014 11:48 PM
27	Duck poo	3/7/2014 1:42 PM
28	Play areas too wet in winter. More bike parking needed.	3/7/2014 11:17 AM
29	Car Park not big enough to take all the Sunday football parking so it overflows throughout the neighbourhood	3/7/2014 10:13 AM
30	I own a dog and pick up others with very small dogs do not	3/7/2014 7:04 AM
31	Cyclists on the path	3/4/2014 12:35 PM
32	Anti-social behaviour = occasional uncontrolled dog	3/3/2014 7:47 AM

33	Lack of public conveniences	3/1/2014 3:15 PM
34	Off roaders	2/27/2014 3:01 PM
35	Green has been spoilt by workmen digging up to lay pipes	2/27/2014 7:53 AM

Q24 If you live in Stevenage, is there an open space nearer to your home that you don't use?

Answered: 276 Skipped: 149



Answer Choices	Responses	
Yes	24.28%	67
No	75.72%	209
Total		276

Q25 What is the name of this space?

Answered: 63 Skipped: 362

#	Responses	Date
1	don't know	4/28/2014 7:56 AM
2	HAMPSON PARK	4/28/2014 4:10 AM
3	six hills way	4/25/2014 8:09 AM
4	Land between angle ways and cannix close (near16 cannix)	4/25/2014 12:58 AM
5	Hellards Road Playground	4/24/2014 11:50 PM
6	york road/ canterbury road play area	4/24/2014 5:53 PM
7	Canterbury Way Field	4/24/2014 2:07 AM
8	Letchmore Road play space	4/24/2014 2:05 AM
9	King Georges	4/24/2014 1:49 AM
10	The wreck Letchmore Road	4/23/2014 1:14 AM
11	Canterbury Way Park	4/22/2014 9:13 AM
12	King George Playing Field	4/22/2014 2:06 AM
13	Chells Park	4/16/2014 12:08 AM
14	Spring Drive Park between houses	4/15/2014 3:42 AM
15	old town	4/15/2014 2:54 AM
16	chells park	4/14/2014 4:51 AM
17	Chells	4/9/2014 11:39 AM
18	Not applicable	4/9/2014 7:29 AM
19	bowling green and cricket areas	4/9/2014 2:44 AM
20	Hampson Park	4/8/2014 6:23 AM
21	Bowes Lyon	4/6/2014 12:33 AM
22	Donkey Park - Featherston Road	4/3/2014 2:32 PM
23	Shepallbury park	4/3/2014 3:21 AM
24	Mendip Way park	4/3/2014 2:12 AM
25	Chells Way	4/3/2014 1:57 AM
26	dont know	4/3/2014 1:50 AM
27	near old Pin Green School, Archer Road	4/3/2014 1:22 AM
28	Ridlins Park	4/3/2014 1:16 AM
29	St. Nicholas Park	3/27/2014 1:13 AM
30	grass area along Drakes Drive	3/25/2014 12:51 PM
31	Archer Road amenity open space	3/25/2014 9:33 AM
32	Peartree Park	3/24/2014 8:54 AM
33	Land behind Chancellors Road/Boswell Gardens	3/22/2014 7:39 AM
34	Shepalbury Park	3/20/2014 5:22 AM
35	St Nicholas Park	3/20/2014 5:19 AM
36	Grace Way	3/20/2014 4:51 AM

37	Park	3/20/2014 4:48 AM
38	Farilands	3/20/2014 4:42 AM
39	St Georges	3/20/2014 4:35 AM
40	Chells Park	3/20/2014 4:15 AM
41	Letchmore Road playground	3/20/2014 3:41 AM
42	Bedwell Park	3/20/2014 3:23 AM
43	St George's playing fields	3/15/2014 4:28 AM
44	Chells park	3/14/2014 2:32 PM
45	Town centre gardens	3/14/2014 2:28 PM
46	The Park Near Pestcott woods	3/14/2014 9:12 AM
47	St Nicholas park	3/13/2014 1:23 PM
48	Fairlands valley	3/13/2014 8:13 AM
49	Peartree	3/13/2014 3:47 AM
50	Donkey Park	3/10/2014 7:51 AM
51	George V	3/9/2014 9:29 AM
52	Corner of Julians road next tyre fitters, disused park	3/9/2014 8:58 AM
53	The small park at the end of Nokeside, The Noke	3/9/2014 7:48 AM
54	town centre gardens	3/8/2014 12:38 PM
55	Not known	3/7/2014 1:42 PM
56	Shephalbury Park	3/7/2014 1:34 PM
57	Next to Alleynes School	3/7/2014 11:19 AM
58	Ashleigh center	3/7/2014 10:14 AM
59	Fairview road	3/7/2014 7:05 AM
60	Water meadows?	3/4/2014 2:25 PM
61	Burymead	3/4/2014 12:25 PM
62	King George V Playing Fields	3/3/2014 7:48 AM
63	Hampson park	2/27/2014 12:38 PM

Q26 Why do you not use this space?

Answered: 56 Skipped: 369

#	Responses	Date
1	not intrested	4/28/2014 7:56 AM
2	NO NEED TO	4/28/2014 4:10 AM
3	lack off dog bins from chells way past fairlands valley	4/25/2014 8:09 AM
4	No Facilites. waste of space could be used as an infil for housing.	4/25/2014 12:58 AM
5	Lack of time	4/24/2014 11:50 PM
6	lack of amenities!! Needs attention!! only one very old squeeky swing and a couple of moving obstacles and taht is it!!	4/24/2014 5:53 PM
7	Other options locally	4/24/2014 2:07 AM
8	Childrens area not good for dog walking	4/24/2014 2:05 AM
9	Too busy	4/24/2014 1:49 AM
10	small park for kids	4/23/2014 1:14 AM
11	The fence enclosure around the park is always damaged / broken	4/22/2014 9:13 AM
12	Dog mess	4/22/2014 2:06 AM
13	lack of facilities	4/16/2014 12:08 AM
14	Run down and forgotten	4/15/2014 3:42 AM
15	not in habit of doing do	4/15/2014 2:54 AM
16	no need	4/14/2014 4:51 AM
17	too old for my family	4/9/2014 11:39 AM
18	dont play	4/9/2014 2:44 AM
19	Smaller and less pleasant area	4/8/2014 6:23 AM
20	Girls too young	4/6/2014 12:33 AM
21	Children's play area, not suitable to let dogs around	4/3/2014 2:32 PM
22	More litter more anti social behaviour less attractive	4/3/2014 3:21 AM
23	Not enough play equipment. Constantly being vandalised, and not maintained to a decent standard	4/3/2014 2:12 AM
24	Vandalism, poorly maintained	4/3/2014 1:22 AM
25	Dogs run free and scare my daughter	4/3/2014 1:16 AM
26	anti social behaviour	3/27/2014 1:13 AM
27	nice for it to be private	3/25/2014 12:51 PM
28	dog mess	3/25/2014 9:33 AM
29	just through choice	3/24/2014 8:54 AM
30	Prefer to get further afield	3/22/2014 7:39 AM
31	Dog Walk	3/20/2014 5:22 AM
32	Time- nothing organised	3/20/2014 5:19 AM
33	No facilities	3/20/2014 4:51 AM
34	Rubbish	3/20/2014 4:48 AM
35	Not much 2 do	3/20/2014 4:35 AM

36	Not a lot there	3/20/2014 4:15 AM
37	It's for kids!	3/20/2014 3:41 AM
38	Not as attractive	3/20/2014 3:23 AM
39	Litter	3/14/2014 2:32 PM
40	less suitable for running for me	3/14/2014 2:28 PM
41	occasionally Drug Use/Anti social behaviour	3/14/2014 9:12 AM
42	Views aren't as nice as fairlands valley.	3/13/2014 1:23 PM
43	Anti Social Behaviour	3/10/2014 7:51 AM
44	Lots of teenagers	3/9/2014 9:29 AM
45	Not attractive	3/9/2014 8:58 AM
46	Too small for my intended use (running)	3/9/2014 7:48 AM
47	it's smaller	3/8/2014 12:38 PM
48	prefer fairlands Valley	3/7/2014 1:42 PM
49	I cycle through it, but I've got a huge garden	3/7/2014 1:34 PM
50	Better play area at Fairlands and cycle ride meet there.	3/7/2014 11:19 AM
51	Dog mess, anti social residents including children	3/7/2014 10:14 AM
52	distance to walk	3/7/2014 7:05 AM
53	No reason to use at the moment	3/4/2014 2:25 PM
54	Nothing there of interest	3/4/2014 12:25 PM
55	It's too grotty, not a nice environment	3/3/2014 7:48 AM
56	Park is mainly used for football	2/27/2014 12:38 PM

Q27 Do you have any other comments about sports facilities and / or open spaces in Stevenage that you would like to make?

Answered: 141 Skipped: 284

#	Responses	Date
1	Open spaces should be retained for children	5/1/2014 1:36 AM
2	Why is there no ice rink?	4/28/2014 7:58 AM
3	The town was planned with a good supply of open spaces and I hope these will not be sacrificed to meet housing needs. They are needed for the mental as well as physical well-being of the residents and we are blessed that so many have been preserved thus far.	4/28/2014 6:20 AM
4	NO	4/28/2014 4:11 AM
5	None	4/28/2014 2:38 AM
6	I feel that residential housing area open spaces are very important to the community and their importance is often overlooked. I like to feel I live in a clean and green environment, being able to get out and use these green spaces is not only beneficial for my own wellbeing, they are now encouraging wild flowers and the insects back. These spaces are also important for small children and the elderly, some small children who are to young to play out and walk to larger parks have a place in which they can play safely, without their parents worrying. They can also benefit the elderly for the same reasons, if they are unable to walk longer distances or just would like the piece and quite of a local area, instead of being with the teenagers play football etc.. they can get out and enjoy sitting in these areas. Again it provides them with a safe a quite place to reflect and speak to neighbours who they might not of seen otherwise.	4/28/2014 12:57 AM
7	I have Grandchildren living in the Town and the playground facilities for them are limited as are open grass spaces for them to play near to their homes.	4/28/2014 12:34 AM
8	Adult 11 a side football is in demise in Stevenage. One of the reasons is that there are not suitable county standard facilities and Stevenage players are playing in surrounding towns: Codicote, Walker, Langford, Biggleswade etc. There is little support to club development apart from basic pitch provision. Even changing facilities are not being replaced leaving poor quality or nothing (Shephalbury, Hampson Park). Certain Parks should have some specific input to upgrade to encourage local adult football growth	4/25/2014 3:59 AM
9	Ground Maintenance has been cut back too much and although I would encourage meadow flowers it looks scruffy and unkept in some areas. Small areas next to houses should be given to the home owner to adopt or buy (not at extremely high prices) This would cut costs to the council and the people that want to take it on would have pride in the area next to their property.	4/25/2014 1:08 AM
10	If I had more time, I would make use of the open spaces in Stevenage	4/24/2014 11:50 PM
11	The outdoor play area along York road needs an urgent attention. Needs a lot of improvement and upgrading. Needs a basketball area/ football area some more soft play areas, swings, see saws climbing bars etc.	4/24/2014 5:56 PM
12	really well maintained and cared for. excellent facilities at st. Nicholas park used by a variety of ages. something Stevenage should be proud of!!	4/24/2014 10:53 AM
13	I think the introduction of the gym equipment at Shephalbury Park is a very good idea and I have seen plenty of people using it. I hope it doesn't get vandalised, but so far so good. It is a shame the Arboretum at Hertford Road has become so overgrown that it is now almost impossible to walk through it.	4/24/2014 5:40 AM
14	I live in Symonds Green area so are lucky to have open spaces but other areas of Stevenage don't have hardly any.	4/24/2014 2:54 AM
15	I feel Stevenage has good leisure facilities for those who want to use them.	4/24/2014 2:12 AM
16	generally found all very clean and well maintained, the skate park could do with an upgrade or relocation to a larger site	4/24/2014 2:06 AM
17	As Stevenage has a high proportion of young children, open spaces need to cater for their needs enabling parents to take children out with minimal cost to them. Teenagers should have separate outdoor facilities away from the town so that they can skateboard etc without posing a risk to pedestrians	4/24/2014 2:04 AM

18	I enjoy the parks provided in Stevenage, mainly at lunch times from work. I live in Harlow where I use similar facilities in my leisure time.	4/24/2014 2:02 AM
19	When I lived in Stevenage, I used to go to Fairlands very often and really enjoyed it there. I also lived in Chells near to Fairlands but housing association properties have been built on a lot of the large playing field now. Although I do not live here now, I believe it would be a great shame if the amount of grass spaces in and around the existing housing estates were built on. The attraction of this town has always been, to my mind, that there was a lot of green spaces around the properties.	4/24/2014 12:56 AM
20	Lots of money has been invested in parks particularly in the town centre garden area and rightly so, but ridlins end park is an embarrassment area to take any child to play	4/23/2014 2:35 PM
21	No	4/23/2014 9:59 AM
22	we should retain all the green spaces for our health and wellbeing	4/23/2014 7:33 AM
23	Plenty of open spaces - all well kept and feel safe to use.	4/23/2014 7:28 AM
24	You can never have enough open space and sporting facilities	4/23/2014 7:26 AM
25	Would be great for all dog owners to open up a dog park in Stevenage	4/23/2014 7:04 AM
26	Would like a panoramic seat added to Forster Country to enhance public enjoyment of this precious inspiring green space , the inspiration of EM Forster's novel " Howard's End ". This area is very well used and appreciated by many walkers and dog-lovers .	4/23/2014 2:54 AM
27	Plenty of informal open space. This doesn't appear to be over used	4/23/2014 2:10 AM
28	The sports facilities are as a whole very good. I just feel as mentioned earlier the young adults cause major litter problems. Not sure how to deal with this though.	4/23/2014 1:22 AM
29	It's a shame open spaces aren't cared for to a great level. Local woodlands are over grown full of litter and planting beds around houses are empty or overgrown a real waste !	4/22/2014 3:12 PM
30	I would like to be able to let our dog play in a safe area without fear of his/my safety	4/22/2014 1:58 PM
31	I feel that new developments lack open space / children play areas and people are having to travel further afield to gain access to open spaces. Some of the open spaces in Stevenage are occasionally vandalised or there is dog faeces which is not cleaned up.	4/22/2014 9:15 AM
32	look at creating lit pitches in built up residential areas to act as a multi use space & bring in a wider cross use of users to deter vanadalism	4/22/2014 8:07 AM
33	No	4/22/2014 7:49 AM
34	there should be more 3G pitches in stevenage. prices should be lower. it cost my football club over £2000 per year to train in the winter. there should be more floodlit park land so training could take place on grass in the winter.	4/22/2014 12:26 AM
35	might be nice to be a space for adults park to excersie on near the childrens park	4/19/2014 4:23 AM
36	The toddler pool at the Stevenage Swimming centre is too small and we hardly get space at the public time. Need a bigger pool.	4/17/2014 6:02 AM
37	no	4/17/2014 4:40 AM
38	All the parks should have proper facilities for the user this includes provision for changing rooms for organised team sports played on a regular basis. There should also be provision of toilet facilities for the parks users. Park Keepers should be put in place on a permanent basis to attend to the requirements of the park on a daily basis.	4/16/2014 12:11 AM
39	Would be a fantastic investment if more of the sports facilities like the outdoor gym equipment like over at Shephallbury Park were created - prmotoes healthy living and fitness that is free to all users.	4/15/2014 3:43 AM
40	Stevenage should maintain the green open spaces within. The six hills common is a registered monument yet you wouldn't think so looking at it. Poor maintenance, poor management, total disrespect for it's value. Trees growing out of the burial mounds. Huge road signs on the common for the roads. Do they have planning permission and consent from the Secretary of State as they are on a common? Or English Heritage as they are a scheduled monument? Poor planning and how does the B&Q store and poor planning policy set off this historic pice of land. Who cares? Not SBC.	4/15/2014 12:47 AM
41	There needs to be more clubs/associations/social for older children for sporting/leisure activities that are free/cheap.	4/14/2014 4:03 AM
42	swimming should be cheaper, I would love to go regularly but can't afford it	4/14/2014 3:06 AM

43	generally kept well, but litter can be a problem	4/10/2014 10:59 PM
44	cycling routes well maintained with graffiti regularly removed. Forster Country is a valuable green space at North of Stevenage .It feels like real country , a green lung which is very well used and loved . Any possibility of building development on any part of it should be barred .	4/10/2014 5:21 AM
45	Leave it as it is no need for improvement , good balance of close green belt land and woodland to explore , fair lands is perfect , no need to change anything , that's why we live here to enjoy it as a rural area,	4/9/2014 9:15 AM
46	I think a dog park would be a good idea, which could have flood lighting, fencing surrounding it and water stations.	4/9/2014 8:25 AM
47	Fairlands could be used for live music in the summer to get local people together. The town centre gardens would be good for family activities at the weekends. in the summer a few local gyms could have a stall there or gyms/zumba classes or even a football or netball game to encourage people to exercise	4/9/2014 7:39 AM
48	The facilities are generally very good in Stevenage but fairlands valley park is crying out for gym equipment	4/9/2014 7:00 AM
49	I believe that the majority of sports facilities and open spaces in Stevenage are maintained to a very high standard.	4/9/2014 5:26 AM
50	Forster Country is our only literary claim to fame and should be preserved for both this and healthy exercise reasons. There should be a space between Stevenage and North Herts - Great Ashby already sprawls on Stevenage's border.	4/9/2014 5:02 AM
51	Make them available to a wider range of people	4/9/2014 4:29 AM
52	I really value the open green space to the north of Stevenage known as The Forster Country. I think it is really important to keep the open spaces that surround the town - we need 'countryside' as much as we nee open green spaces inside the town.	4/9/2014 4:14 AM
53	When I was fitter I used quite a number of the facilities and thought they were generally pretty good.	4/9/2014 4:01 AM
54	Forster Country is the only farming area within the bounds of Stevenage. It should not be lost!	4/9/2014 3:45 AM
55	The Forster Country would benefit from having, in addition to the official footpaths, one along its southern boundary and two running north across it (Nos. 23 and 17), another (now used extensively but unofficially) along the boundary between SBC and HHDC starting at the northern end of footpath No. 17 and zig-zagging westwards to North road. This would have to be negotiated with the landowner. In addition, it would be much appreciated by the more elderly, if some seating could be installed at the junction of footpaths Nos. 23 and 17 to afford views to the Chilterns to the west, so beloved of Forster.	4/9/2014 3:28 AM
56	As Stevenage expands in size and population, it must expand and improve its sports/leisure /open space facilities	4/9/2014 3:06 AM
57	need more after school play areas/pitches for all ages and not just younger children - teens if not athlete or football player are under provided for	4/9/2014 2:45 AM
58	We value that the Forster Country fields and walking paths are close by. It is a treasured amenity. We value the Burymead Estate football fields as a quiet and open area of grass land.	4/9/2014 2:42 AM
59	More green lunch areas in the town centre would be better	4/9/2014 2:29 AM
60	I value open spaces and sports facilities greatly. I would be unhappy if facilities were reduced. I would like to see a cycle path constructed alongside Gresley Way from the Six Hills Way junction to Martins Way.	4/8/2014 6:29 AM
61	St Nicks Park: What is happening to the outdoor bowls? The pathway is unsafe and needs to be tarmaced. When football is played over there, the spectators ALWAYS leave litter.	4/8/2014 2:28 AM
62	Ridlins Park- it don't have a park anymore	4/8/2014 1:41 AM
63	Have struggled to get a 5-a-side pitch since JHN shut its facilities	4/6/2014 12:33 AM
64	Dog poo problem	4/6/2014 12:26 AM
65	No	4/4/2014 4:27 AM
66	No.	4/3/2014 2:16 PM
67	Too much litter and dog fouling	4/3/2014 3:22 AM
68	Yes this very good will help you look after yourself	4/3/2014 1:58 AM
69	There should be dog free areas not just in playgrounds	4/3/2014 1:17 AM
70	Need more non-physical sports such as archery and target shooting.	4/2/2014 3:53 PM

71	It is essential that the ecology of the open spaces be maintained and if possible improved to provide habitats suitable for our wildlife as well as enjoyment for the residents of Stevenage.	3/30/2014 6:27 AM
72	Littering in open spaces and all around the town seems to be a significant problem that requires action to stop not just sending council staff out with litter pickers.	3/30/2014 5:58 AM
73	open spaces are very important. gardens are very small so children and young adults need somewhere to let off steam and kick a football around. the council seems determined to build on every green space in the town. available brown field sites need to be considered for housing	3/26/2014 5:20 AM
74	The council SHOULD NOT be selling open spaces. They are the lifeblood of the town and give it character. There are plenty of brown field sites for building land. Listen to residents don't patronise us by acting - as per Marlborough Road and then send out a survey. We should be proud of the way the town looks not trying to fill in every last bit of green space	3/26/2014 5:05 AM
75	the first thing i noticed when i moved to stevenage was the lovely amount of greenery and woodlands around and how beautifully the roundabouts are kept. i think it is beautiful	3/26/2014 3:06 AM
76	Be nice if there were more events in Fairlands Valley Especially the vast open green area. Could be company open days to encourage involvement in the community. summer markets IE food and drink events encourage people to get out and integrate try a new sport days to encourage use of the outdoor events (Golf bowls cricket tennis) possible community area events or friendly competitions (EG ITS A LOCAL KNOCK OUT, or sport events athletics 5 a side football 7/10 a side rugby between local ward area teams. Use the lake area for summer concerts, from local bands lunch jazz sessions	3/25/2014 12:59 PM
77	I feel very lucky to live here and enjoy the facilities available. These help me stay living in this town.	3/25/2014 9:06 AM
78	I think there could be a lot more things added for children to do outdoors. Although fair lands is fantastic to take my little boy to I don't want him getting bored of going to the same place. We have a park in archer road which is awful so I never take him there which is a shame as it's so close to our home. He loves being outside there just isn't enough things for children to do outside these days.	3/25/2014 2:44 AM
79	too much litter everywhere and council workers not bothered to pick all up, they spend time sitting around hiding in their buggies	3/25/2014 12:06 AM
80	no	3/24/2014 8:54 AM
81	Would like schools sports partnerships to be reinstated as gave children more opportunities to engage with a wider variety of activities and sports as local clubs were more involved	3/23/2014 3:26 AM
82	Well looked after	3/20/2014 5:23 AM
83	I would like to see more table tennis facilities in the town, also that they would be managed properly.	3/20/2014 4:51 AM
84	The Leisure Centre is very good for all my needs	3/20/2014 4:34 AM
85	I would like to see more litter bins provided in streets and parks. Need to be emptied more frequently. How about segregated recyclable/general rubbish bins, particularly in the town centre to prevent cans, bottles etc going to general rubbish. Cardiff, for example, has these.	3/20/2014 3:07 AM
86	need more age related facilities	3/17/2014 1:52 PM
87	The changing facilities for football pitches is absolutely dire in Stevenage. SBC are opting out of providing decent facilities at existing venues. Hampson Park? Shephalbury Park? Ridlins is the only decent changing facility in Stevenage. There is no County standard football pitch facility available. There needs to be a ground set aside to allow this to develop otherwise a gap remains between park football and FC Stevenage, which is crazy for a town of this size. Thought should be given to how Ridlins central stadium space could be used for county level football when there is no clash with athletics. SLL should be managing a 3G outdoor synthetic pitch in Stevenage to stop private domination of a much needed facility, which supports the development of grass roots football at club level rather than paying through the nose for 6 a side leagues. The lack of all of the above are leading to a demise of 11 side football in Stevenage. It has little serious support from its local authority.	3/17/2014 7:52 AM
88	Needs more astro pitches. King George playing fields would be the ideal location.	3/15/2014 11:44 AM
89	There are 11 teams in Stevenage Hockey Club and MBDA also have a team - 1 allweather surface for hockey in a town with 90,000 residents is insufficient.	3/15/2014 2:31 AM
90	For goodness sake.make provision in the town for the Towns only Hockey club to be able to play all. it's matched in the town - have to drive to where to get enough match day pitches now you could add John.henry Newman pitch to the club. Very poor indeed; so much much football Astros provision but you forgot about the Hockey players!	3/15/2014 2:09 AM
91	It would be nice to have an weather pitch in st George's park ,why because are club house is the cricket club	3/14/2014 5:09 PM

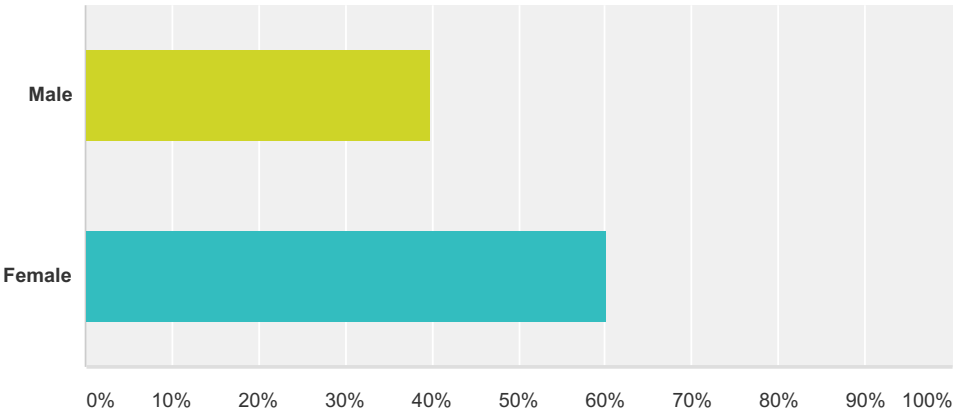
92	As a member of Stevenage Hockey Club why do I have to travel to Ware to play as John Henry Newman's all weather pitch is no longer available after spending all the money cleaning it.	3/14/2014 3:01 PM
93	We need outdoor hockey pitches or school open there's up for teams	3/14/2014 2:52 PM
94	We need more provision for astro turf hockey. With JHN closing, there is only one pitch, and with 5 teams to field at home each week, we need to go to Ware (Wodson) to field one of them. The Borough owned squash courts always seem to be in a state of disrepair. An ice rink may be a good idea for ice hockey. A sports hall that caters for indoor hockey is needed too.	3/14/2014 2:42 PM
95	Access to more all weather pitches is needed as more sports require the facilities and also then they need to be maintained and looked after.	3/14/2014 2:33 PM
96	Despite there being a number of synthetic pitches in Stevenage there is only one currently suitable for playing hockey on despite Stevenage Hockey Club having 11 teams, + juniors and disability sections	3/14/2014 2:29 PM
97	More all weather astro pitches needed	3/14/2014 10:52 AM
98	Build an Ice Rink	3/14/2014 9:12 AM
99	More activities and opportunities to get involved in physical activity and sport.	3/14/2014 8:51 AM
100	We have a cycle strategy that listed many improvements that needed to be made to the cycle ways - only one of them has been done since 2002 and as far as I am aware it has not been reviewed since then. The surfaces are in very poor condition and there is no signage for people to find their way around on the tracks.	3/14/2014 7:57 AM
101	Need more astro turf facilities because Nobel school now has a monopoly on its use and pricing	3/14/2014 6:11 AM
102	More All Weather Pitches please. JHN to re-open it's door for the AWP so us hockey players can use it!	3/14/2014 2:45 AM
103	Like the exercise equipment in the Town Gardens	3/13/2014 3:01 PM
104	Maintenance keep driving on the grass even in the recent wet weather causing a mess. Football pitches are very poor in the parks	3/13/2014 2:49 PM
105	Im in my 40s and used to live in central London, and we used to have kids play grounds within 15 mins walk. Most play grounds seem to have disappeared or badly damaged. Ive seen near the swimming pool near town centre gardens you have the metal exercise area ? Hopefully this will stop the idiots that break or damage them. There should be more Skate/bmx type parks for the kids. Plus more info on kids forming teams to compete against other teams within Stevenage. More Promotion of team games in Stevenage	3/13/2014 11:45 AM
106	The grounds men could always be seen carrying out maintenance to the football pitches and when you played your game you could see evidence of this by its condition. This is far from the case now. All that is done on the pitches now is the markings for double to the hire cost.	3/13/2014 8:16 AM
107	The Stevenage Leisure Centre has very good activities and facilities to use	3/13/2014 3:53 AM
108	Town Centre Gardens spoilt by trees shrubs, little areas taken away - big open space not pretty	3/13/2014 3:32 AM
109	The cycle paths along Six Hills seems to be kept cleaner than I recall from 4-5 years ago. Well done, it's nice not to encounter bricks/broken glass	3/13/2014 3:22 AM
110	More council football pitches needed. Need to be cheaper. Leisure centre gym needs expanding.	3/13/2014 3:03 AM
111	Too football centric with not enough credence given to community sports areas or schools facilities	3/12/2014 3:05 PM
112	The swimming facilities are diabolical. It is almost impossible to get children swimming lessons. I think major efforts need to be undertaken to get lessons more readily available.	3/11/2014 10:34 AM
113	They are excellent and should be supported and protected.	3/11/2014 6:14 AM
114	litter. people can be awful with no responsibility.	3/11/2014 3:48 AM
115	No	3/11/2014 12:54 AM
116	Am now 85. Always found sports facilities very good and adequate.	3/10/2014 3:50 PM
117	Loss of indoor facilities (Barnwell/John Henry Newman) contrary to national policy. Need to preserve open spaces that provide safe areas for free play and ball games for children.	3/10/2014 10:25 AM
118	I am very sorry that the King George V Playing Field is losing its tennis court. I do support the provision of more skate parks, but not at the expense of tennis. I would like to see Stevenage introducing some kind of Tennis Initiative to give more people the opportunity to play and receive good coaching.	3/10/2014 5:48 AM
119	More open spaces and parks should be incorporated into areas where new houses are being built because the houses are so close together. I fully realise there is a lot of pressure on open spaces.	3/9/2014 1:20 PM

120	Shame JHN is no longer open to public	3/9/2014 9:29 AM
121	Much of the shrub maintenance is poor with much replanting and renewal needed. Walking paths and pavements very patchy and uneven in places. Ivy should be encouraged to cover the concrete bridges/underpasses to prevent misuse of the surfaces; they could then just be trimmed using a machine. This would improve many of the walking areas that are not normally seen by drivers. The entrance wall to the park at the south end of the Old Town needs rebuilding to further improve the walking experience. Far too many road signs erected around the town, costly maintenance and unnecessary.	3/9/2014 9:14 AM
122	I am severely disappointed that SBC has neglected its green infrastructure since the 1960s following the investment made as part of the masterplan for the town. Stevenage's USP is its green infrastructure; it is a avionary new town and the access to woodland compares, according to the Woodland Trust, with the Forest of Dean. Progressively development management and failure of use of TPOs has allowed the crowding out and failure to supply/replace of mature trees. Some examples: Football Club (ancient woodland removal); A1M/Arlington Estates/New Science Park (removal); B&Q (failure to offset building and keep green corridor); Roaring Meg, Sainsbury's Corey's Mill (failure to maintain green buffer/corridor to Road) I could go on. In addition the maintenance of the shrub beds is hideous. They were designed so that plants grow into one another, not for each shrub to be pruned back into stupid shapes. Then there is the failure to plant up some verges to improve the attractiveness of the remote paths (compare with Rotterdam). Plus some of the green lungs/wedges have been allowed to be 'pinched' tight into extinction. Some open spaces (e.g. off Clovelly Way) have hardly been invested in in terms of structural landscape or facilities such as green gym. Stevenage West threatens the existence of Meadway. There has been no pressure to improve the green infrastructure links from Stevenage to the surroundings since the Borough Council stopped funding the Countryside Management Service. And the Borough has no Green Infrastructure Plan to work with the County's Strategic GI Plan. The budgets for maintenance are being cut too severely. This is all very short-sighted. With relatively modest investments Stevenage could be a green town to rival some of those on the continent. This was the vision of the New Town development and one that is sadly lacking except in a few community voices.	3/8/2014 12:03 AM
123	As I use the spaces with my grandson aged four and he much prefers the playgrounds it would be more pleasant if these could be made all-weather.	3/7/2014 1:44 PM
124	Need to keep up maintenance and think about winter usage.	3/7/2014 11:21 AM
125	I live 5 mins from Peartree park and the only use it seems to get is from Dog walkers and the Sunday football. The local children still insist on playing in the road and when you tell them to move they swear at you and threaten to smash your car or throw a brick in your window. I am surprised that nobody has been killed. The sunday football means that you can't go out on a Sunday morning in the car because if you do when you get back you won't be able to park within half a mile of the park until after lunchtime. I would be happy if the council would put houses on the park as it seems it would get more use.	3/7/2014 10:18 AM
126	Open spaces in housing areas should be ring fenced and protected from development	3/7/2014 10:02 AM
127	The goal areas in Hampson Park are a disgrace, considering the teams a charged to play on what is no better than a field.	3/7/2014 8:39 AM
128	Please more swim pools and please please a 24.7 surveillance you would soon catch them for just one day for those that use Fleetwood Cresent or Fairview Road pavements and do not pick up after their dogs	3/7/2014 7:06 AM
129	I feel strongly we are losing too many open spaces in Stevenage . Once built on gone for ever!	3/7/2014 7:04 AM
130	lack of parking or unable to use parking available because of events such as the circus/fair in town. Also the cost of some parking for long term use is high.	3/5/2014 1:45 AM
131	Enjoying the exercise equipment in shephallbury park but would love to see the equipment in the playground for smaller children updated. The small slide is filthy dirty and run down and the wooden equipment with the larger slide has a gap in the bridge which is dangerous for very little feet and the it is generally run down. There really isn't much for 0-5 year olds in that park. Shame as it's such a busy park! We often drive to the other side of the town to use the at Nicks facilities!	3/4/2014 2:30 PM
132	This survey is very bias to specific areas in Stevenage. What activities, where do they happen, what time is what's needed. And publicly advertised, centre pages of the comet PLUS advertiser every week or month.	3/4/2014 2:09 PM
133	Bring back the park wardens in fair lands valley	3/4/2014 12:36 PM

134	FAIRLANDS VALLEY PARK IS USED ON OCCASION BY THE CIRCUS, NAMELY BIPPO. I DO NOT OBJECT TO THE COUNCIL AUTHORISING THIS SPACE FOR ENTERTAINMENT, HOWEVER I RAISE SOME CONCERNS ON MATCHDAY PARKING WHEN ALL OTHER PARKING AREAS OBSERVE A STRICT PENALTY TICKET POLICY FOR FOOTBALL FANS WHO CANNOT LEGITIMATELY PARK NEARBY. IN ADDITION, THE CAR PARK HAS DETERIORATED SINCE THE CIRCUS LEFT AND THE RAINS CAME DOWN WITH MUCH OF THE GRASS AREA UNUSABLE FOR PARKING. PLEASE CAN I REQUEST THAT THE COUNCIL CONSIDER FOR US STEVENAGE FC FANS THAT THE CIRCUS BE HELD WHEN WE PLAY AWAY? THIS WOULD BENEFIT OUR ATTENDANCE NOT SIMPLY FOR HOME FANS BUT ALSO AWAY SUPPORTERS VISITING STEVENAGE.	3/4/2014 10:47 AM
135	Too much space allocated to football. Need more diversity / choice in activities.	3/4/2014 10:20 AM
136	No.	3/1/2014 3:16 PM
137	SPORTS halls like the Stevenage Leisure Centre should be used for SPORTs activities only. We are finding it difficult to get access, especially on weekends as they are hosting NON SPORTS events in the sports hall. I would suggest that if funding is provided to provide sports facilities, these facilities should be used for SPORT only.	2/28/2014 2:18 AM
138	Need to take care of all green space correctly, with management plans that set objectives and that you meet them.	2/27/2014 3:03 PM
139	People don't use the car park at hampson park on match days. The park along Lonsdale Rd and Meredith Rd turning them into single track roads.	2/27/2014 12:41 PM
140	These are something Stevenage should be proud of and I hope that the council do not build on any of them. We are surrounded where I live by lovely walks	2/27/2014 7:55 AM
141	Just to please keep them well maintained, I want to feel safe in the knowledge that if my children choose to go to the park, they don't have to dodge dog excrement, litter or look at graffiti/vandalism and that they will be safe while they are there. Park wardens to help with antisocial behaviour of older teenagers?	2/27/2014 7:46 AM

Q28 Are you male or female?

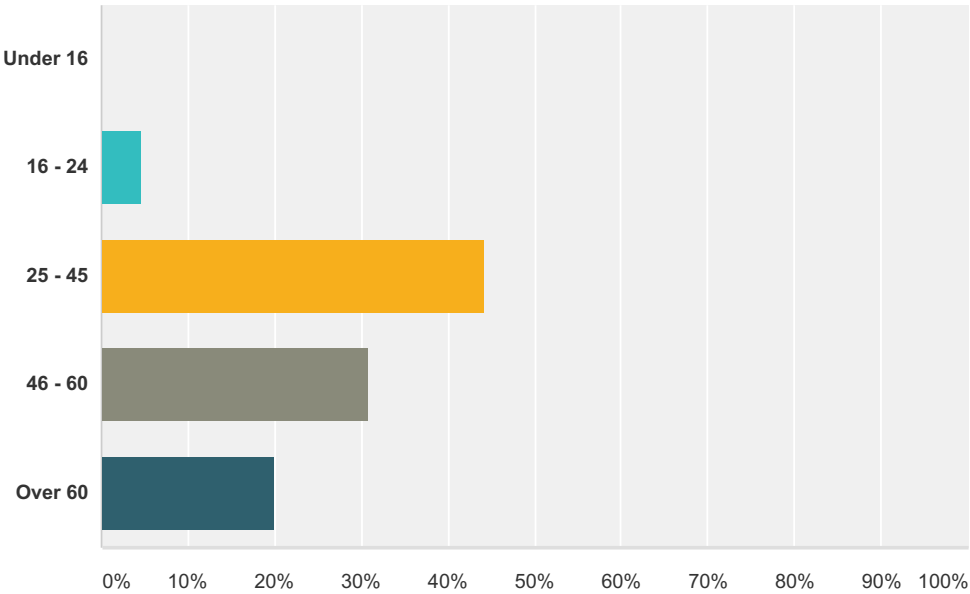
Answered: 323 Skipped: 102



Answer Choices	Responses	
Male	39.94%	129
Female	60.06%	194
Total		323

Q29 What age bracket do you fall into?

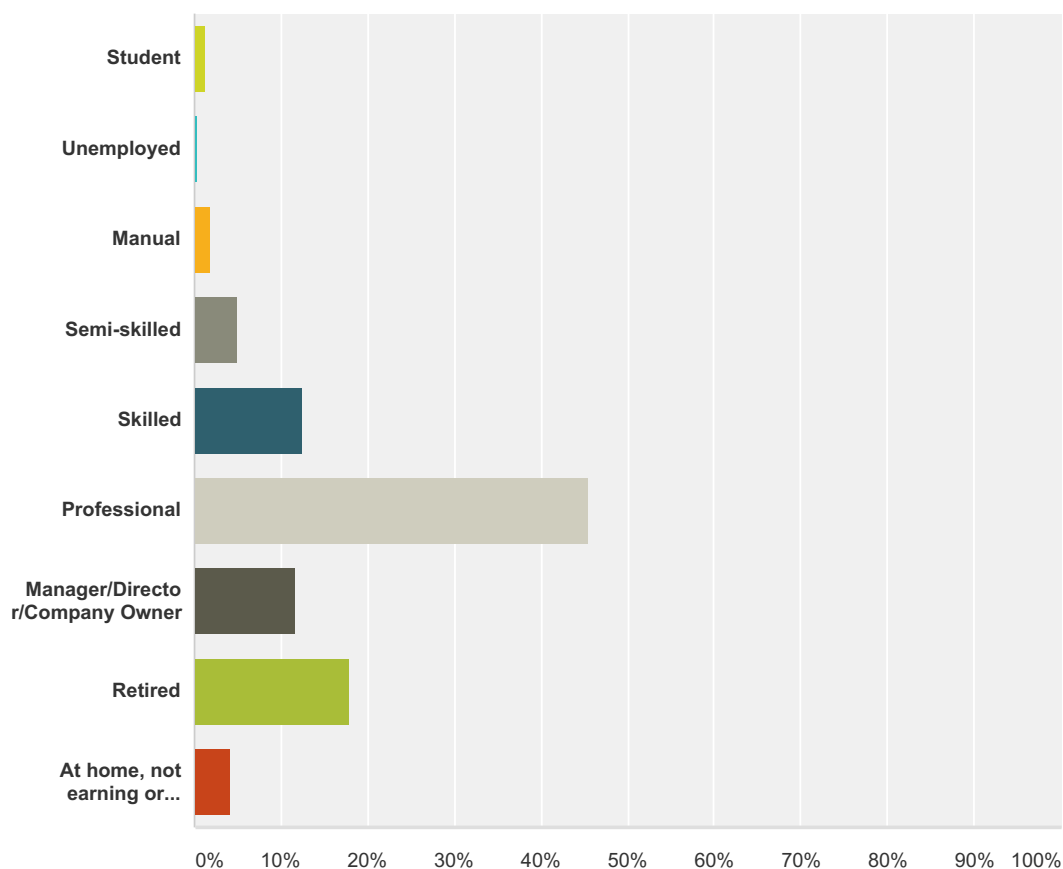
Answered: 323 Skipped: 102



Answer Choices	Responses	
Under 16	0.00%	0
16 - 24	4.64%	15
25 - 45	44.27%	143
46 - 60	30.96%	100
Over 60	20.12%	65
Total		323

Q31 How would you describe the type of work you do?

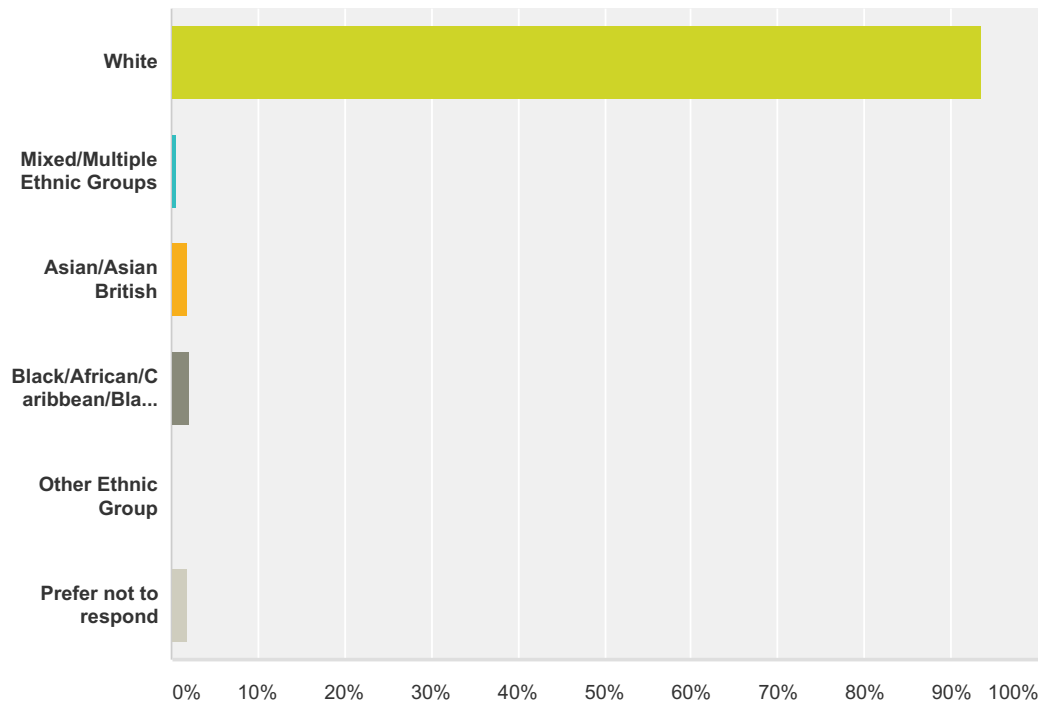
Answered: 319 Skipped: 106



Answer Choices	Responses
Student	1.25% 4
Unemployed	0.31% 1
Manual	1.88% 6
Semi-skilled	5.02% 16
Skilled	12.54% 40
Professional	45.45% 145
Manager/Director/Company Owner	11.60% 37
Retired	17.87% 57
At home, not earning or seeking work	4.08% 13
Total	319

Q32 Which of the following best describes your ethnicity?

Answered: 324 Skipped: 101



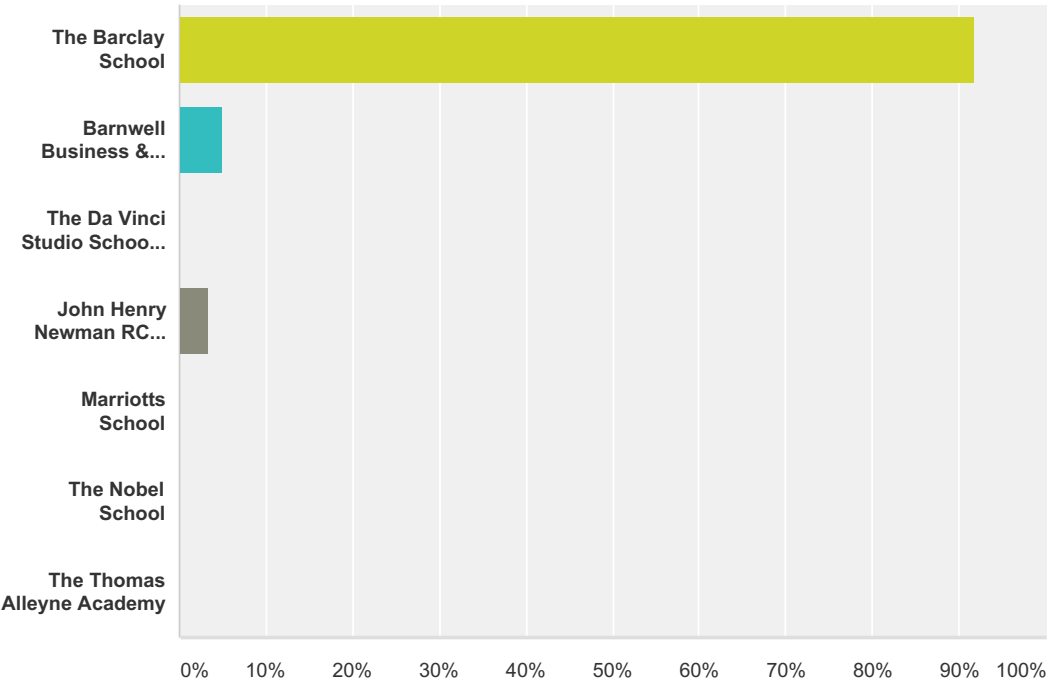
Answer Choices	Responses	
White	93.52%	303
Mixed/Multiple Ethnic Groups	0.62%	2
Asian/Asian British	1.85%	6
Black/African/Caribbean/Black British	2.16%	7
Other Ethnic Group	0.00%	0
Prefer not to respond	1.85%	6
Total		324

APPENDIX 3

Students Survey Analysis Report

Q1 Which school in Stevenage do you attend?

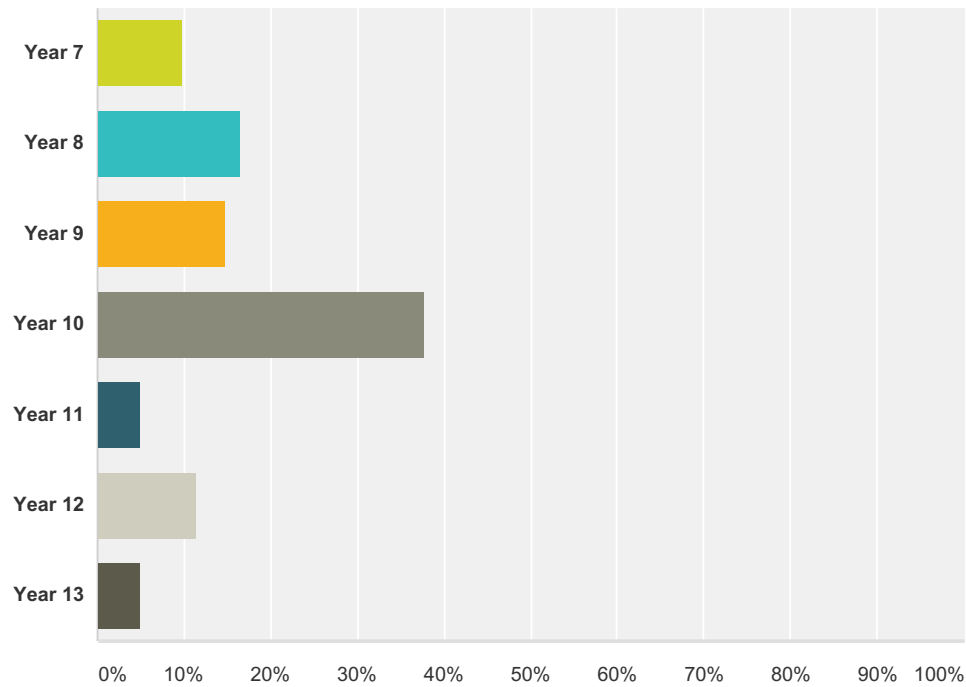
Answered: 61 Skipped: 0



Answer Choices	Responses	
The Barclay School	91.80%	56
Barnwell Business & Enterprise School	4.92%	3
The Da Vinci Studio School of Science & Engineering	0.00%	0
John Henry Newman RC School	3.28%	2
Marriotts School	0.00%	0
The Nobel School	0.00%	0
The Thomas Alleyne Academy	0.00%	0
Total		61

Q2 What school year are you in?

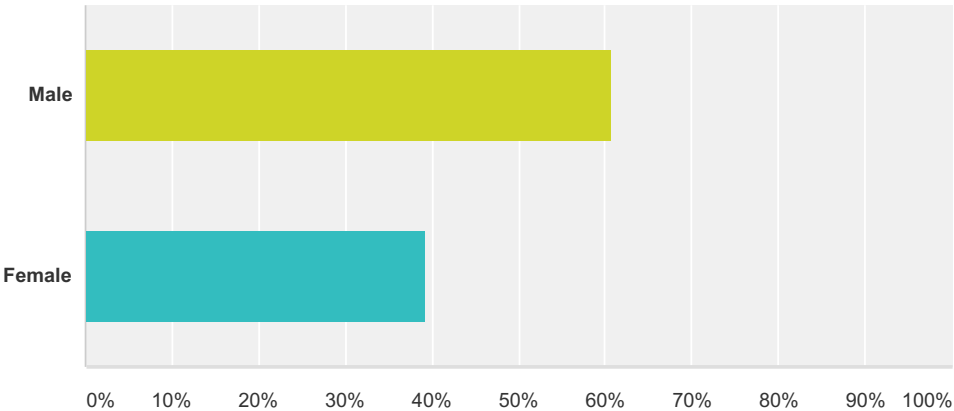
Answered: 61 Skipped: 0



Answer Choices	Responses	
Year 7	9.84%	6
Year 8	16.39%	10
Year 9	14.75%	9
Year 10	37.70%	23
Year 11	4.92%	3
Year 12	11.48%	7
Year 13	4.92%	3
Total		61

Q3 Are you male or female?

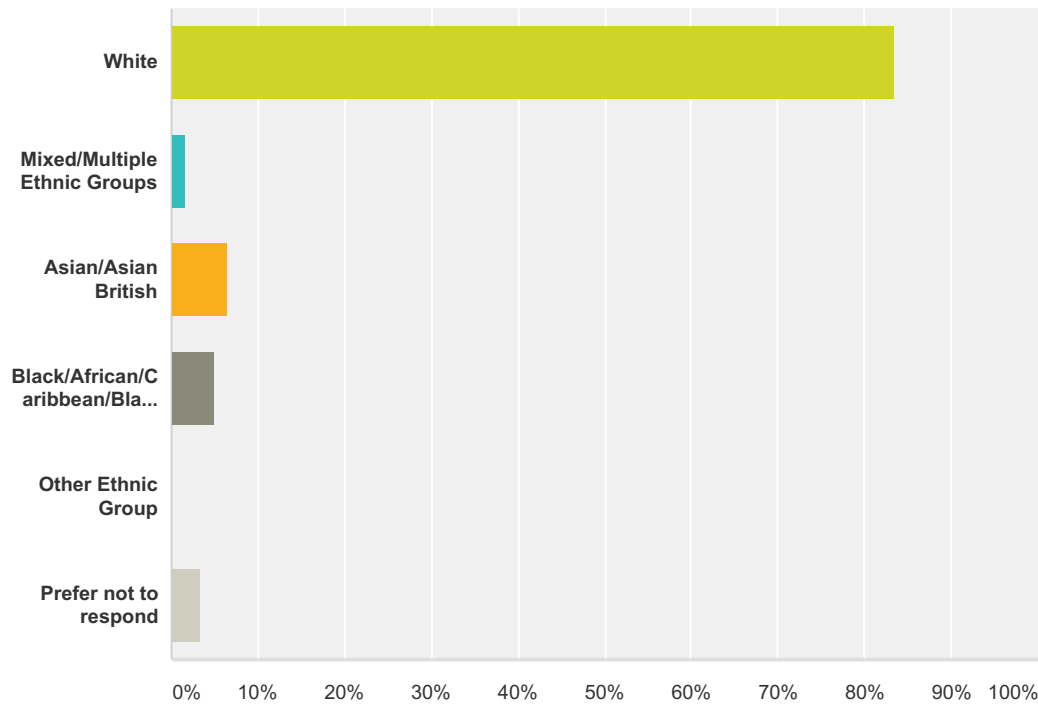
Answered: 61 Skipped: 0



Answer Choices	Responses	
Male	60.66%	37
Female	39.34%	24
Total		61

Q4 Which of the following best describes your ethnicity?

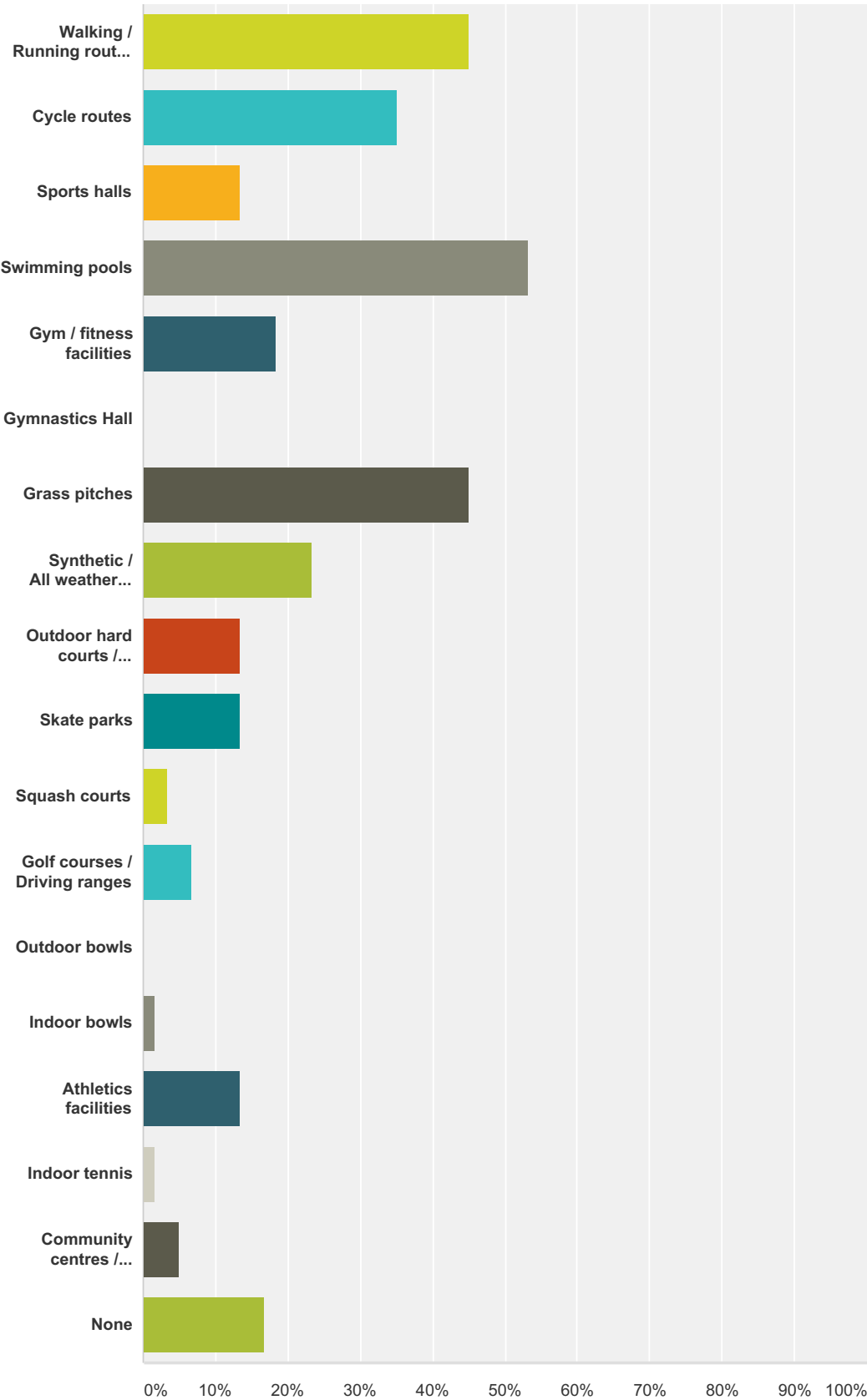
Answered: 61 Skipped: 0



Answer Choices	Responses	
White	83.61%	51
Mixed/Multiple Ethnic Groups	1.64%	1
Asian/Asian British	6.56%	4
Black/African/Caribbean/Black British	4.92%	3
Other Ethnic Group	0.00%	0
Prefer not to respond	3.28%	2
Total		61

Q5 Do you use any of the following facilities in Stevenage outside of your school PE lessons? (Please select all that apply)

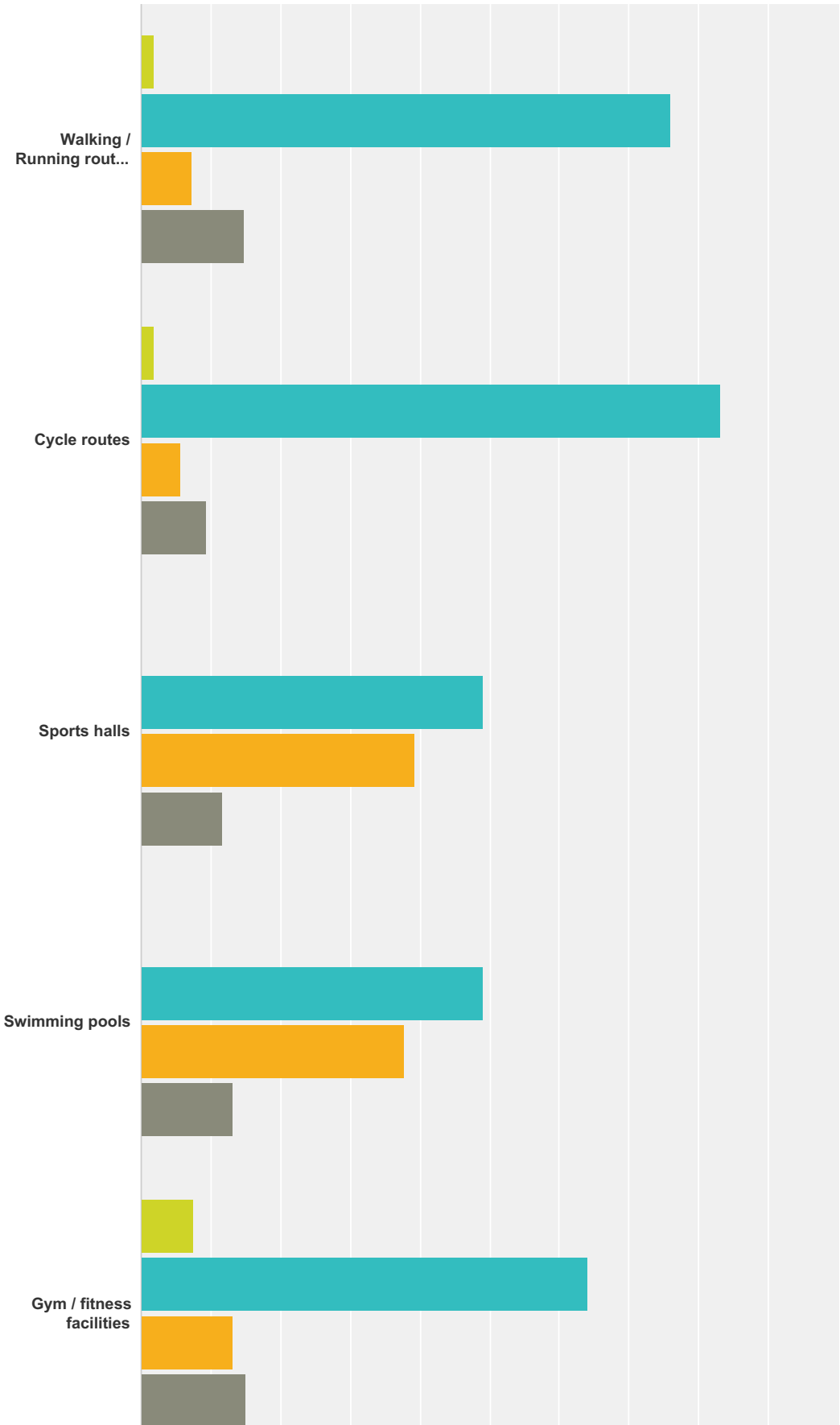
Answered: 60 Skipped: 1

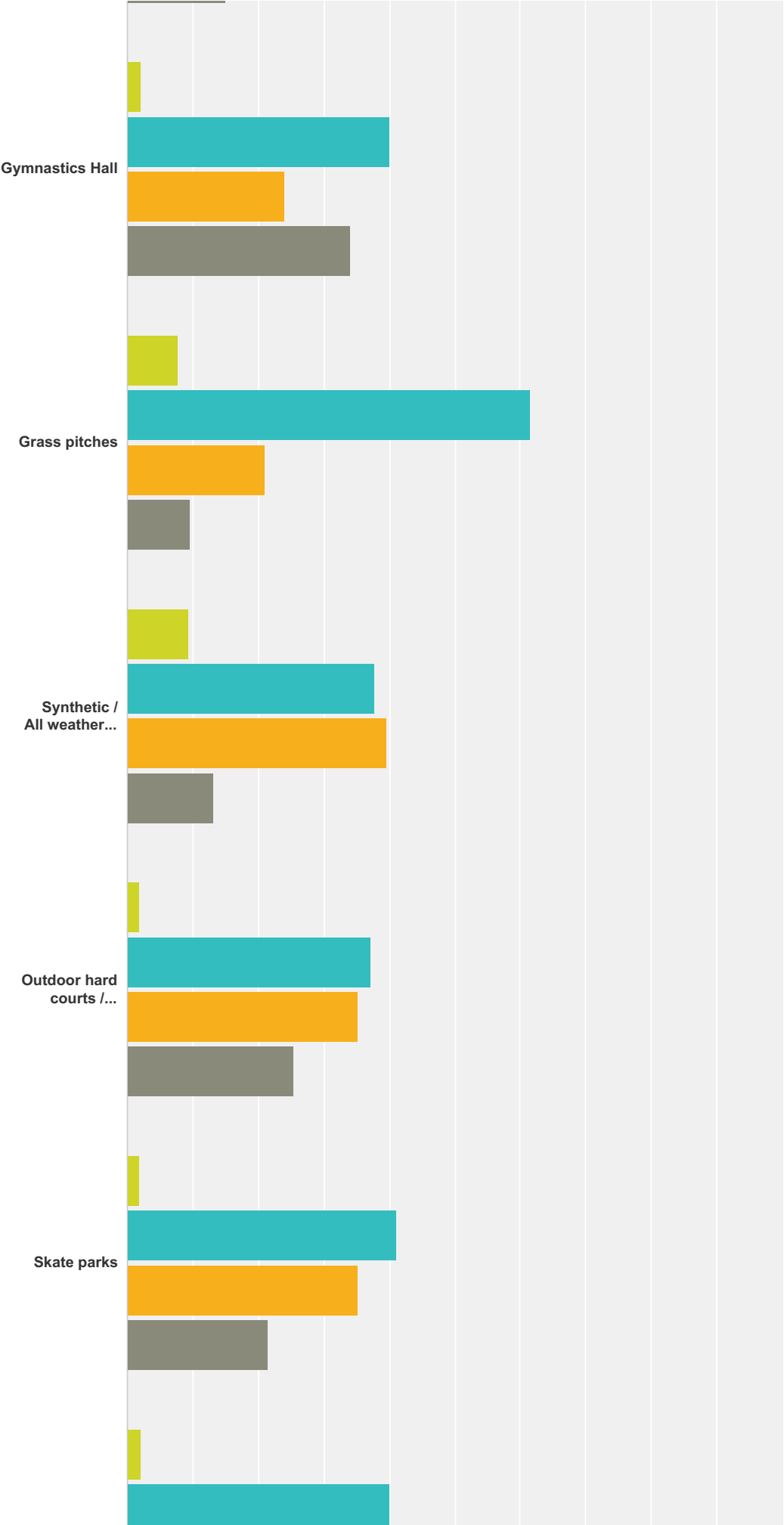


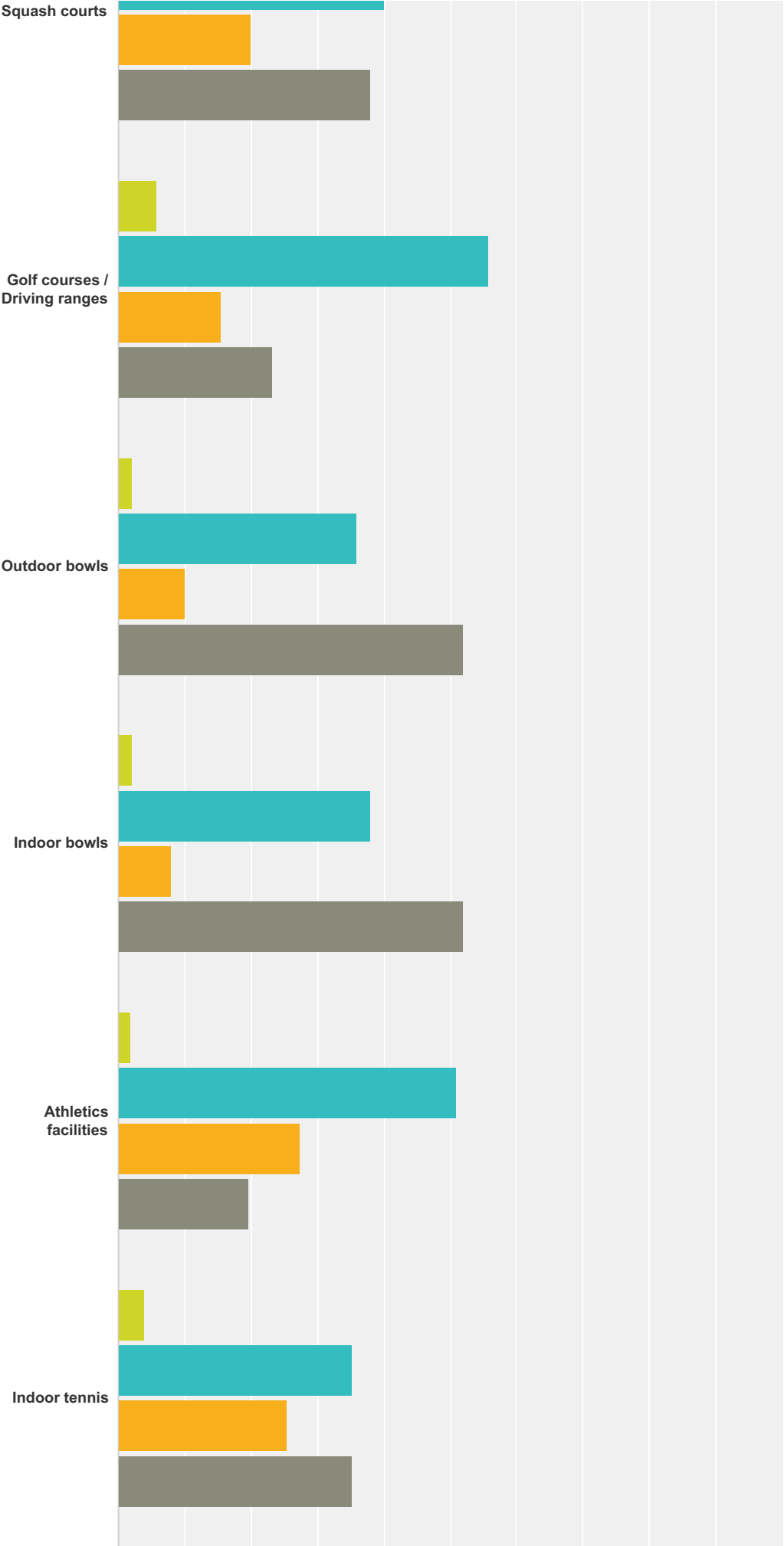
Answer Choices	Responses	
Walking / Running routes (traffic free)	45.00%	27
Cycle routes	35.00%	21
Sports halls	13.33%	8
Swimming pools	53.33%	32
Gym / fitness facilities	18.33%	11
Gymnastics Hall	0.00%	0
Grass pitches	45.00%	27
Synthetic / All weather pitches	23.33%	14
Outdoor hard courts / Multi-Use Games Areas	13.33%	8
Skate parks	13.33%	8
Squash courts	3.33%	2
Golf courses / Driving ranges	6.67%	4
Outdoor bowls	0.00%	0
Indoor bowls	1.67%	1
Athletics facilities	13.33%	8
Indoor tennis	1.67%	1
Community centres / Village halls (for sports/active recreation use)	5.00%	3
None	16.67%	10
Total Respondents: 60		

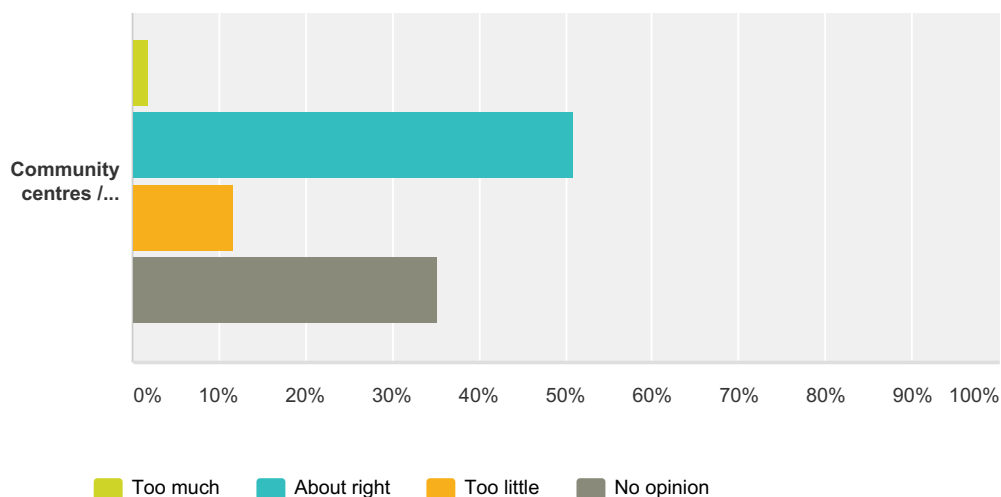
Q6 Please tell us whether you feel there is
TOO MUCH or TOO LITTLE provision for
each type of facility:

Answered: 54 Skipped: 7





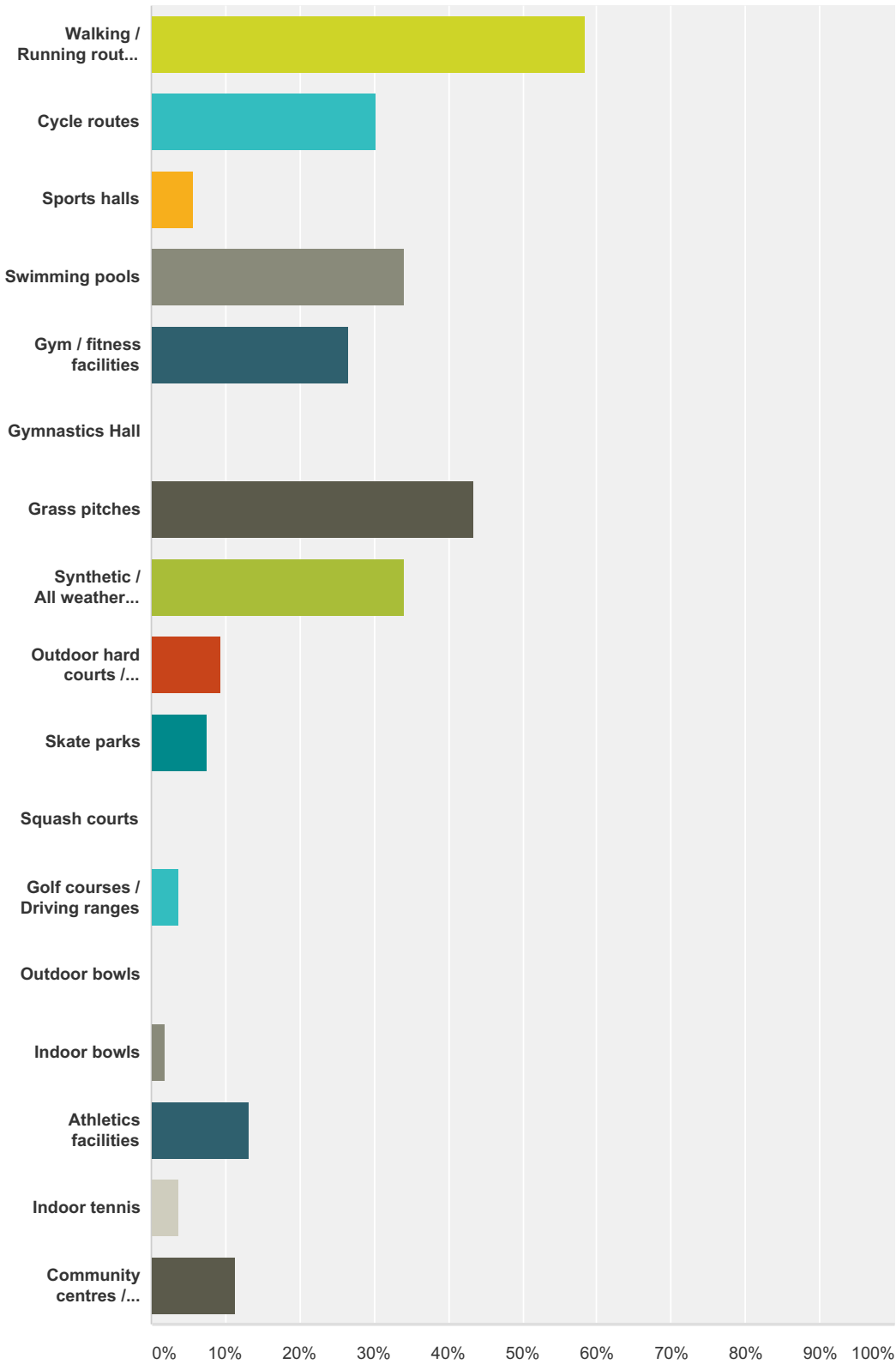




	Too much	About right	Too little	No opinion	Total
Walking / Running routes (traffic free)	1.85% 1	75.93% 41	7.41% 4	14.81% 8	54
Cycle routes	1.89% 1	83.02% 44	5.66% 3	9.43% 5	53
Sports halls	0.00% 0	49.02% 25	39.22% 20	11.76% 6	51
Swimming pools	0.00% 0	49.06% 26	37.74% 20	13.21% 7	53
Gym / fitness facilities	7.55% 4	64.15% 34	13.21% 7	15.09% 8	53
Gymnastics Hall	2.00% 1	40.00% 20	24.00% 12	34.00% 17	50
Grass pitches	7.69% 4	61.54% 32	21.15% 11	9.62% 5	52
Synthetic / All weather pitches	9.43% 5	37.74% 20	39.62% 21	13.21% 7	53
Outdoor hard courts / Multi-Use Games Areas	1.96% 1	37.25% 19	35.29% 18	25.49% 13	51
Skate parks	1.96% 1	41.18% 21	35.29% 18	21.57% 11	51
Squash courts	2.00% 1	40.00% 20	20.00% 10	38.00% 19	50
Golf courses / Driving ranges	5.77% 3	55.77% 29	15.38% 8	23.08% 12	52
Outdoor bowls	2.00% 1	36.00% 18	10.00% 5	52.00% 26	50
Indoor bowls	2.00% 1	38.00% 19	8.00% 4	52.00% 26	50
Athletics facilities	1.96% 1	50.98% 26	27.45% 14	19.61% 10	51
Indoor tennis	3.92% 2	35.29% 18	25.49% 13	35.29% 18	51
Community centres / Village halls (for sports/active recreation use)	1.96% 1	50.98% 26	11.76% 6	35.29% 18	51

Q7 Which 3 facility types are the most important to you?

Answered: 53 Skipped: 8

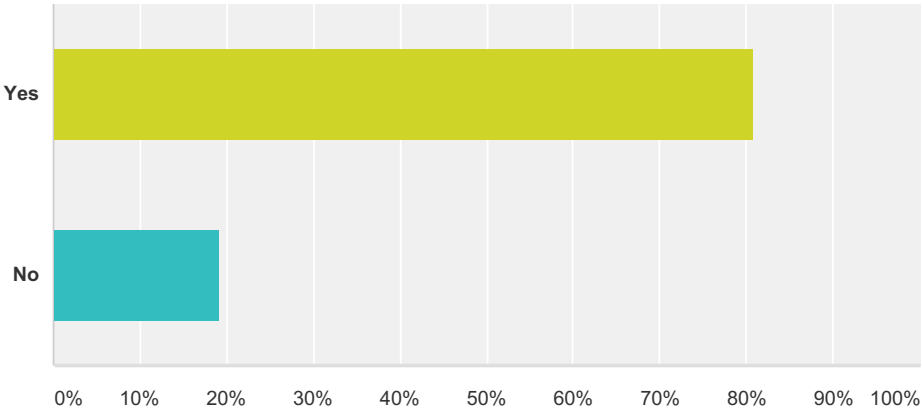


Answer Choices	Responses	
Walking / Running routes (traffic free)	58.49%	31

Cycle routes	30.19%	16
Sports halls	5.66%	3
Swimming pools	33.96%	18
Gym / fitness facilities	26.42%	14
Gymnastics Hall	0.00%	0
Grass pitches	43.40%	23
Synthetic / All weather pitches	33.96%	18
Outdoor hard courts / Multi-Use Games Areas	9.43%	5
Skate parks	7.55%	4
Squash courts	0.00%	0
Golf courses / Driving ranges	3.77%	2
Outdoor bowls	0.00%	0
Indoor bowls	1.89%	1
Athletics facilities	13.21%	7
Indoor tennis	3.77%	2
Community centres / Village halls (for sports/active recreation use)	11.32%	6
Total Respondents: 53		

Q8 Do you currently take part in any form of sport or physical activity outside of your school PE lessons?As well as formal sports, this also includes running, dance, walking and cycling.

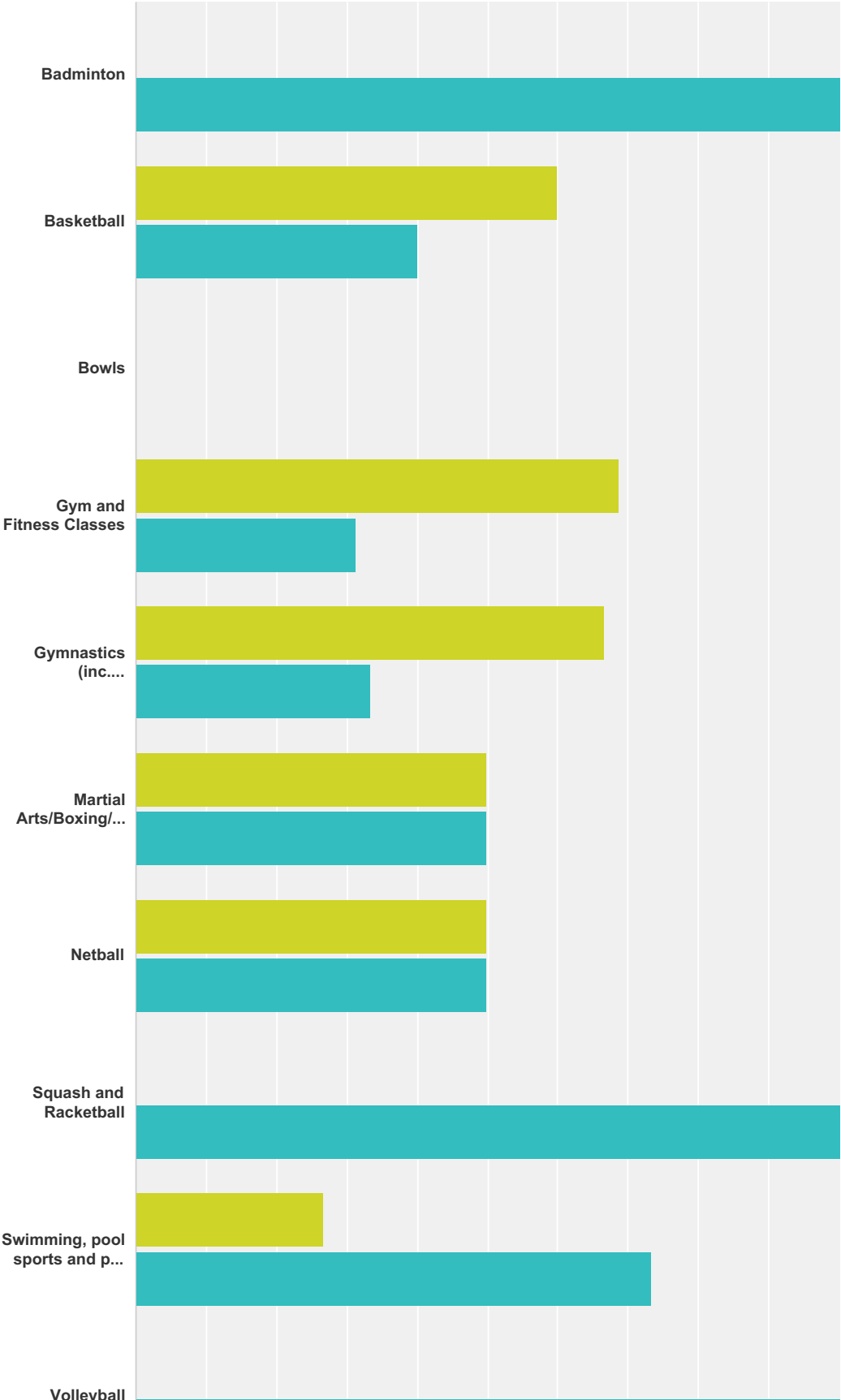
Answered: 52 Skipped: 9

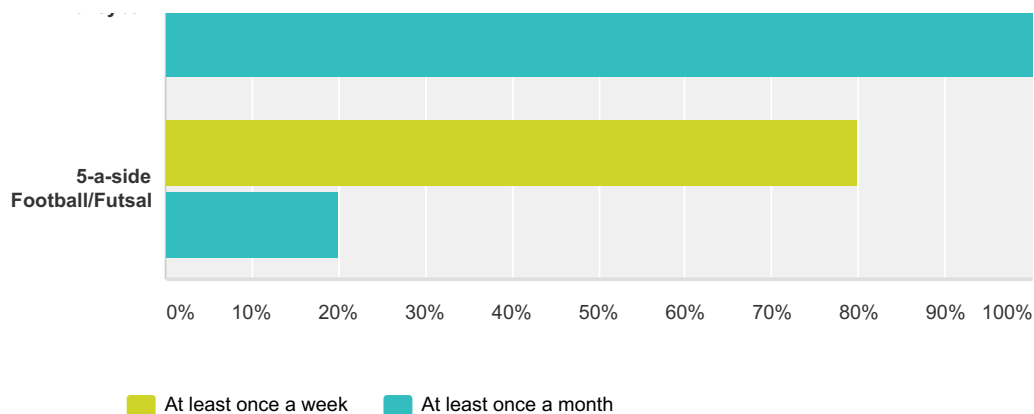


Answer Choices	Responses	
Yes	80.77%	42
No	19.23%	10
Total		52

Q9 How often do you take part in each of the following INDOOR sports/activities outside of your PE lessons? (Please leave blank if you do not take part)

Answered: 31 Skipped: 30



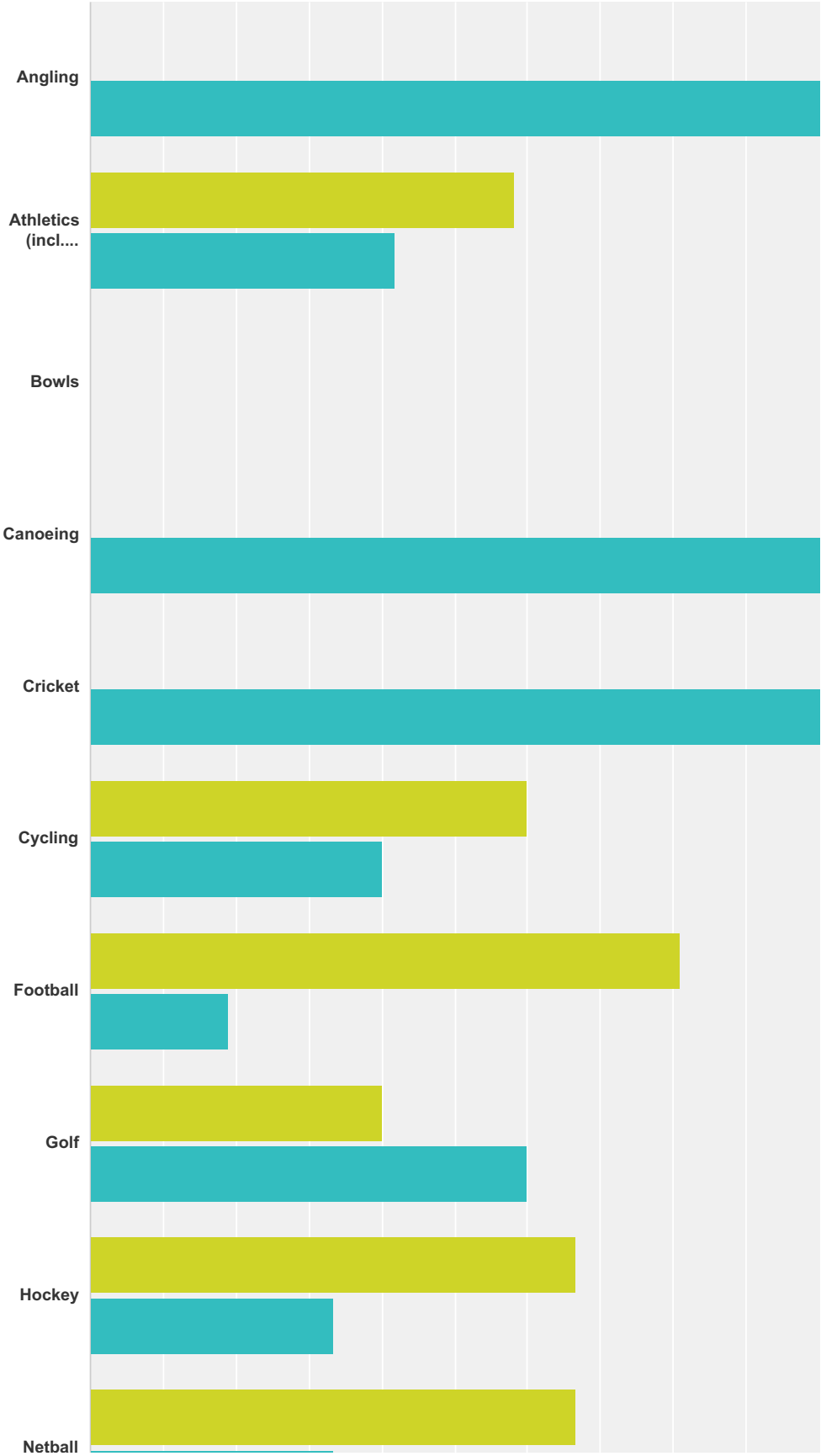


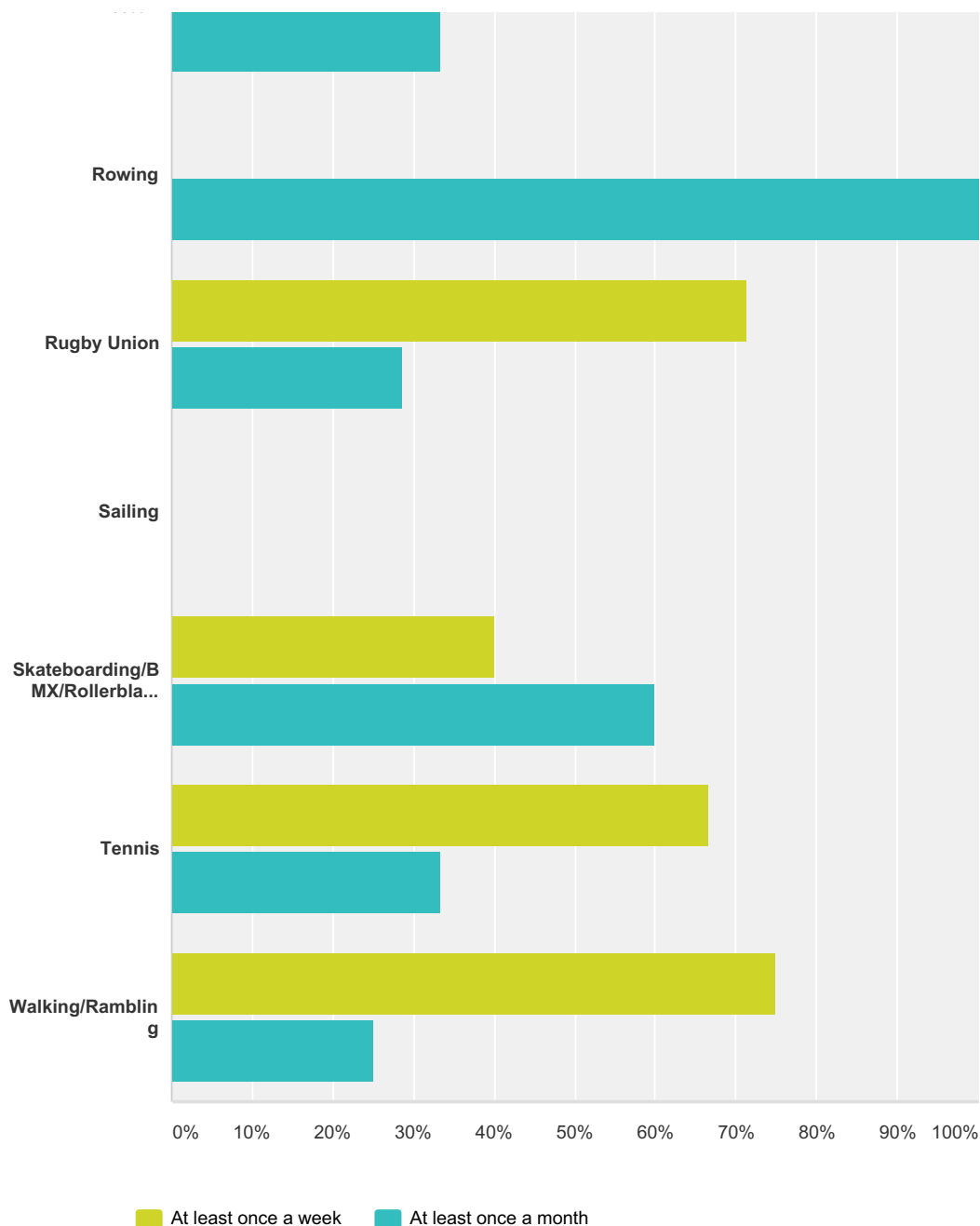
	At least once a week	At least once a month	Total
Badminton	0.00% 0	100.00% 2	2
Basketball	60.00% 3	40.00% 2	5
Bowls	0.00% 0	0.00% 0	0
Gym and Fitness Classes	68.75% 11	31.25% 5	16
Gymnastics (inc. trampolining)	66.67% 2	33.33% 1	3
Martial Arts/Boxing/Judo/Taekwondo/Wrestling etc.	50.00% 1	50.00% 1	2
Netball	50.00% 3	50.00% 3	6
Squash and Racketball	0.00% 0	100.00% 2	2
Swimming, pool sports and pool fitness classes	26.67% 4	73.33% 11	15
Volleyball	0.00% 0	100.00% 2	2
5-a-side Football/Futsal	80.00% 8	20.00% 2	10

#	Please specify any other indoor sports (including disability sports) you do and how often:	Date
1	Fitness and gym sessions from my coach not classes, only once a week as there aren't any i can go to after school	4/3/2014 9:14 AM
2	badminton	3/24/2014 9:50 AM
3	football team practice and matches, walking	3/24/2014 5:00 AM
4	dance - 5 times a week	3/20/2014 1:51 AM
5	i also do dancing 3 times a week at Molly Vickers dance school at Bedweel community centre	3/20/2014 1:51 AM
6	RUGBY 3 TIMES A WEEK	3/20/2014 1:48 AM

Q10 How often do you take part in each of these OUTDOOR sports/activities outside of your PE lessons? (Please leave blank if you do not take part)

Answered: 39 Skipped: 22





	At least once a week	At least once a month	Total
Angling	0.00% 0	100.00% 1	1
Athletics (incl. running/jogging)	58.33% 7	41.67% 5	12
Bowls	0.00% 0	0.00% 0	0
Canoeing	0.00% 0	100.00% 1	1
Cricket	0.00% 0	100.00% 2	2
Cycling	60.00% 6	40.00% 4	10
Football	80.95% 17	19.05% 4	21

Golf	40.00% 2	60.00% 3	5
Hockey	66.67% 2	33.33% 1	3
Netball	66.67% 2	33.33% 1	3
Rowing	0.00% 0	100.00% 1	1
Rugby Union	71.43% 5	28.57% 2	7
Sailing	0.00% 0	0.00% 0	0
Skateboarding/BMX/Rollerblading	40.00% 2	60.00% 3	5
Tennis	66.67% 2	33.33% 1	3
Walking/Rambling	75.00% 12	25.00% 4	16

#	Please specify any other outdoor sports (including disability sports) you do and how often:	Date
1	i also help coach disability athletics once a week. there is no where for us in the winter or when it is bad weather	4/3/2014 9:15 AM
2	badminton	3/24/2014 9:50 AM
3	Karting, at least once a month	3/20/2014 6:39 AM
4	Karting, at least once a month	3/20/2014 5:18 AM

Q11 Name of the sports facility in STEVENAGE that you use most frequently?

Answered: 31 Skipped: 30

#	Responses	Date
1	Barnwell's Shephall Leisure Centre	5/21/2014 3:14 PM
2	Swimming Pool	5/19/2014 7:43 AM
3	Hampson Park	4/23/2014 3:06 AM
4	Ridlins running track	4/3/2014 9:17 AM
5	Stevenage Town Rugby Club	3/27/2014 1:34 AM
6	fishers gree	3/25/2014 3:00 AM
7	The Valley	3/25/2014 1:49 AM
8	school and fields and parks	3/24/2014 9:51 AM
9	great ashby astro turf	3/24/2014 5:06 AM
10	TruGym	3/23/2014 11:30 AM
11	david lloyd	3/23/2014 10:40 AM
12	Walking and cycling routes	3/23/2014 8:21 AM
13	abc boxing	3/21/2014 10:59 AM
14	Stevenage athletics club	3/21/2014 10:19 AM
15	Swimming pool	3/21/2014 6:50 AM
16	Ridlins	3/21/2014 4:57 AM
17	Round Diamond	3/21/2014 12:19 AM
18	Nobel Astro	3/20/2014 11:51 PM
19	The valley all weather football pitches winter only	3/20/2014 12:32 PM
20	Ridlins Athletics Track	3/20/2014 8:25 AM
21	Grass pitches	3/20/2014 6:40 AM
22	Nobel all weather pitches	3/20/2014 5:46 AM
23	Valley sports	3/20/2014 5:46 AM
24	Grass pitches	3/20/2014 5:19 AM
25	Odyssey	3/20/2014 2:39 AM
26	Valley Sports	3/20/2014 2:32 AM
27	Stevenage	3/20/2014 1:54 AM
28	Marriotts school	3/20/2014 1:53 AM
29	Basketball court	3/20/2014 1:53 AM
30	Stevenage Swimming Pool	3/20/2014 1:53 AM
31	RUGBY FIELD	3/20/2014 1:49 AM

Q12 What activity do you use it for?

Answered: 31 Skipped: 30

#	Responses	Date
1	Aerobics	5/21/2014 3:14 PM
2	Swimming	5/19/2014 7:43 AM
3	Football	4/23/2014 3:06 AM
4	athletics	4/3/2014 9:17 AM
5	Rugby	3/27/2014 1:34 AM
6	footie	3/25/2014 3:00 AM
7	Football	3/25/2014 1:49 AM
8	football badminton	3/24/2014 9:51 AM
9	football	3/24/2014 5:06 AM
10	Fitness	3/23/2014 11:30 AM
11	swimming	3/23/2014 10:40 AM
12	Walking	3/23/2014 8:21 AM
13	boxing	3/21/2014 10:59 AM
14	Middle distance running	3/21/2014 10:19 AM
15	Swimming	3/21/2014 6:50 AM
16	Fitness	3/21/2014 4:57 AM
17	Football	3/21/2014 12:19 AM
18	Hockey	3/20/2014 11:51 PM
19	Football	3/20/2014 12:32 PM
20	Running	3/20/2014 8:25 AM
21	Football	3/20/2014 6:40 AM
22	football training	3/20/2014 5:46 AM
23	Football	3/20/2014 5:46 AM
24	Football	3/20/2014 5:19 AM
25	Gym	3/20/2014 2:39 AM
26	Football	3/20/2014 2:32 AM
27	netball/tennis/badminton	3/20/2014 1:54 AM
28	Stevenage storm netball club	3/20/2014 1:53 AM
29	basketball	3/20/2014 1:53 AM
30	Swimming	3/20/2014 1:53 AM
31	HOCKEY	3/20/2014 1:49 AM

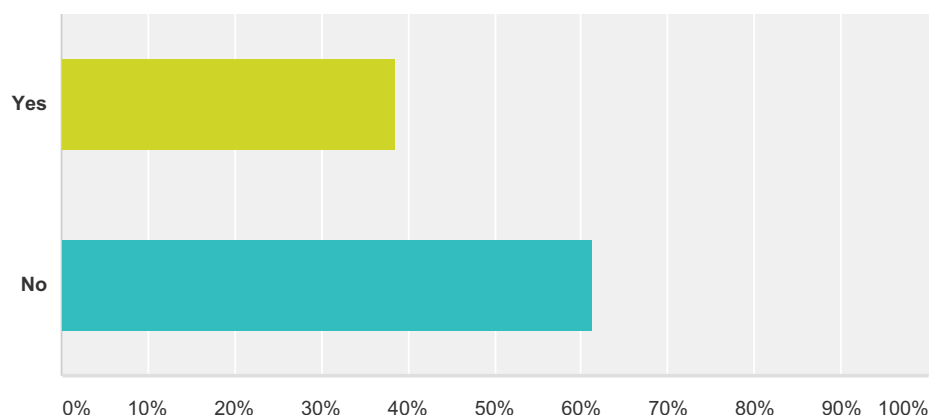
Q13 Why do you use this facility over others?

Answered: 30 Skipped: 31

#	Responses	Date
1	Closer to home	5/21/2014 3:14 PM
2	Convenience	5/19/2014 7:43 AM
3	Closest to home	4/23/2014 3:06 AM
4	cos its the only one	4/3/2014 9:17 AM
5	Only Rugby Club in Stevenage	3/27/2014 1:34 AM
6	closest, good space	3/25/2014 3:00 AM
7	Because its good	3/25/2014 1:49 AM
8	convenience	3/24/2014 9:51 AM
9	it is flood lit	3/24/2014 5:06 AM
10	I enjoy it more	3/23/2014 11:30 AM
11	because my parents are members there	3/23/2014 10:40 AM
12	It is easily accessible and good for health as well.	3/23/2014 8:21 AM
13	nearest and only one!	3/21/2014 10:59 AM
14	It is a sport I enjoy	3/21/2014 10:19 AM
15	It's the nicest	3/21/2014 6:50 AM
16	Run a session that suits me	3/21/2014 4:57 AM
17	AstroTurf	3/21/2014 12:19 AM
18	None others available in Stevenage that are full pitch size	3/20/2014 11:51 PM
19	Club decision	3/20/2014 12:32 PM
20	I'm an athlete.	3/20/2014 8:25 AM
21	Play football / referee football	3/20/2014 6:40 AM
22	availablility	3/20/2014 5:46 AM
23	All weather pitch	3/20/2014 5:46 AM
24	Play football each week	3/20/2014 5:19 AM
25	Team management disision	3/20/2014 2:32 AM
26	only one avaiable	3/20/2014 1:54 AM
27	because i take part in the club	3/20/2014 1:53 AM
28	Because i love basketball	3/20/2014 1:53 AM
29	Its the only one	3/20/2014 1:53 AM
30	BECAUSE ITS THERE	3/20/2014 1:49 AM

Q14 Does this facility require improvements? If so, please specify what improvements are required.

Answered: 31 Skipped: 30

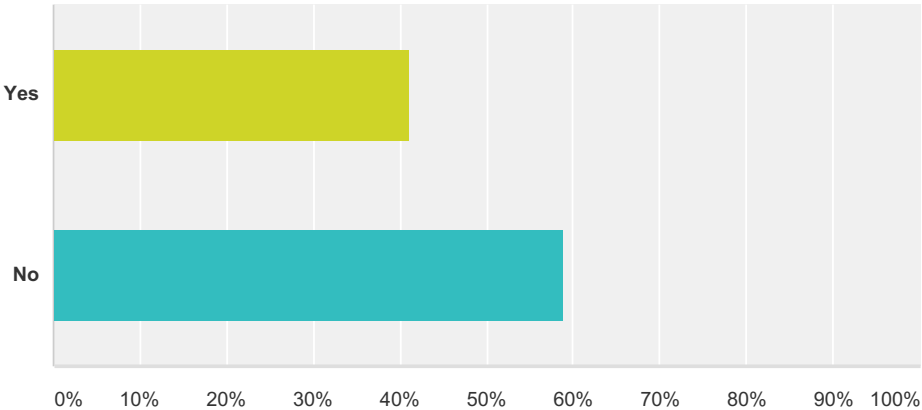


Answer Choices	Responses
Yes	38.71% 12
No	61.29% 19
Total Respondents: 31	

#	If so, please specify what improvements are required	Date
1	Another football cage would be good	4/23/2014 3:06 AM
2	it needs an indoor sportshall and a gym that anyone can use not just the athletic club or people over 18	4/3/2014 9:17 AM
3	Clubhouse renovation particularly the changing rooms	3/27/2014 1:34 AM
4	alot of diggind done last year, not cleared it up - mounds of earth everywhere	3/25/2014 3:00 AM
5	everything in the changing rooms are very outdated - needs to be modernised	3/23/2014 10:40 AM
6	Improved facilities	3/21/2014 4:57 AM
7	Facilities eg. Car park, Tarmac in car park, toilets, cafeteria	3/20/2014 12:32 PM
8	changing facility	3/20/2014 2:32 AM
9	nicer, cleaner, more cheerful	3/20/2014 1:54 AM
10	There are no nets on the hoops. A chain net would be good because it wouldn't get broken or stolen.	3/20/2014 1:53 AM
11	Its too small	3/20/2014 1:53 AM
12	NOT BE A SHED IN THE MIDDLE OF A FIELD	3/20/2014 1:49 AM

Q15 Do you use facilities outside of Stevenage borough?

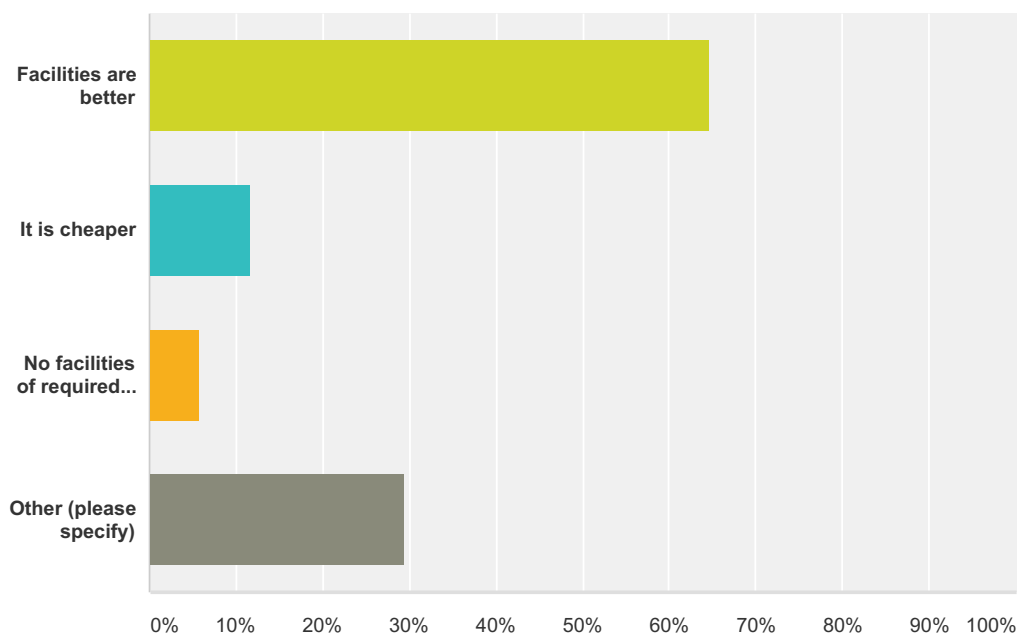
Answered: 39 Skipped: 22



Answer Choices	Responses	
Yes	41.03%	16
No	58.97%	23
Total		39

Q16 Why do you use facilities outside of Stevenage borough?

Answered: 17 Skipped: 44

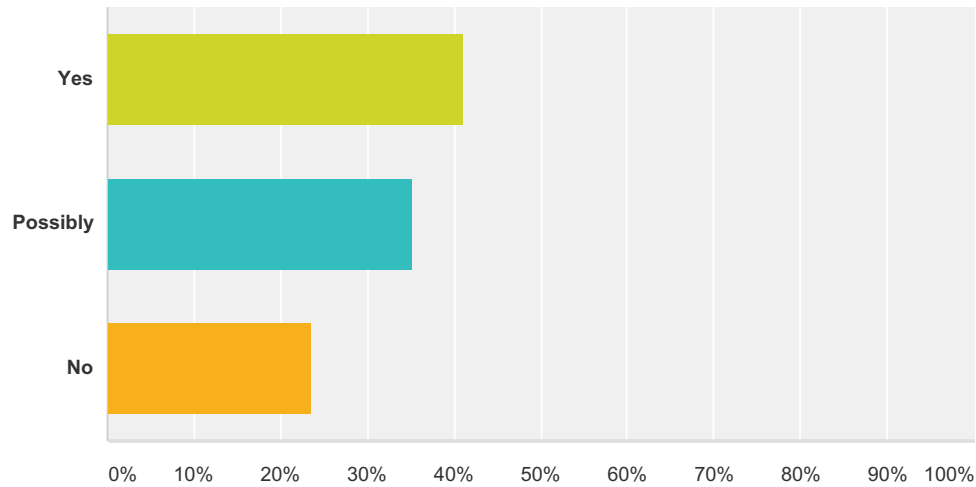


Answer Choices	Responses	
Facilities are better	64.71%	11
It is cheaper	11.76%	2
No facilities of required type in Stevenage	5.88%	1
Other (please specify)	29.41%	5
Total Respondents: 17		

#	Other (please specify)	Date
1	i have to go to other places to train if i can't use the equipment in Ridlins or if there isnt the right things for me	4/3/2014 9:18 AM
2	hitchin outdoor pool	3/24/2014 5:08 AM
3	Stevenage Hockey Club's other home pitch is Wodson PArk	3/20/2014 11:52 PM
4	My football team plays in Hertfordshire	3/20/2014 6:41 AM
5	Football team plays in Hertford	3/20/2014 5:19 AM

Q17 Would you like to participate / participate more in sports and physical activities than you do at the moment?

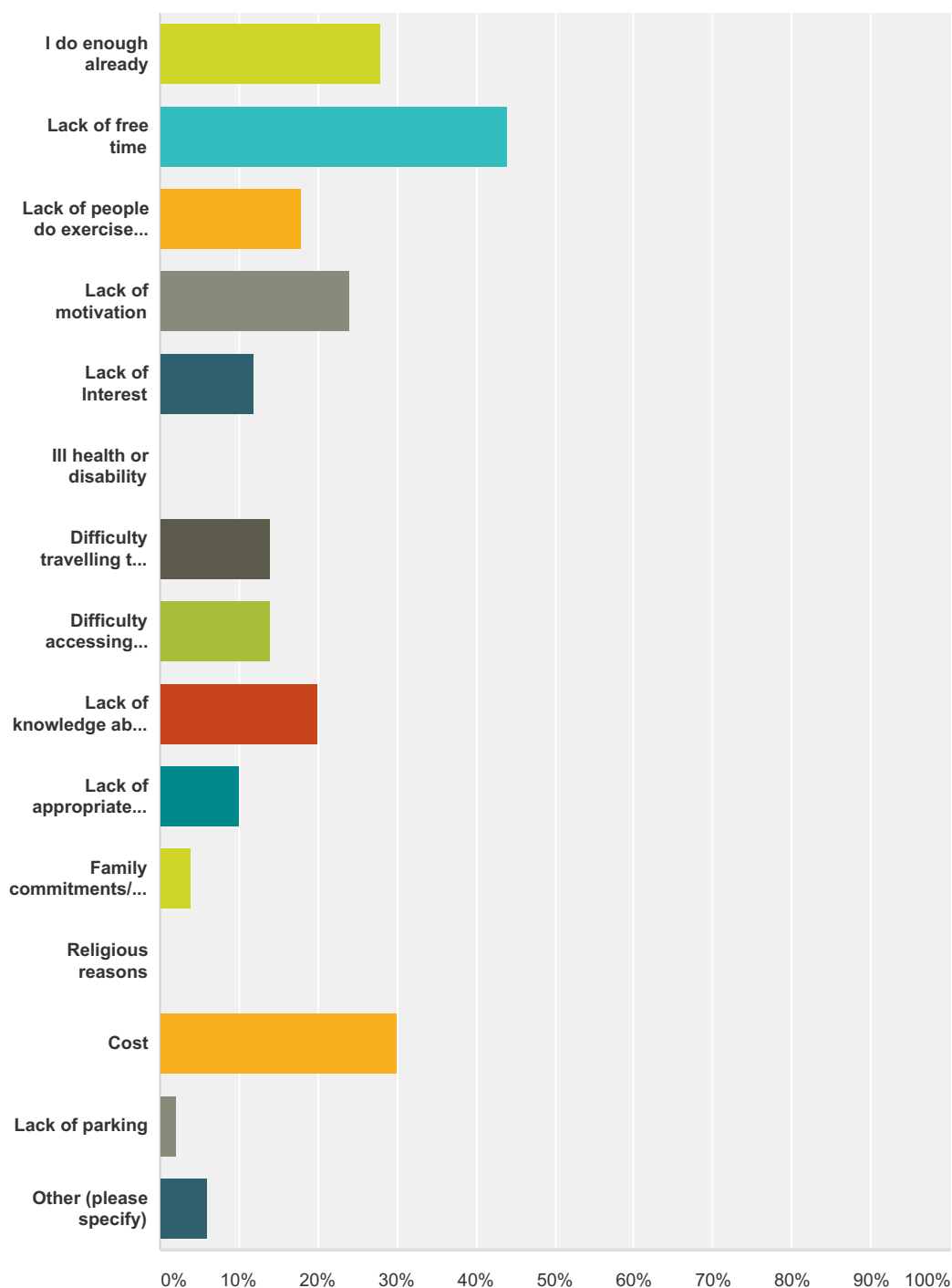
Answered: 51 Skipped: 10



Answer Choices	Responses	
Yes	41.18%	21
Possibly	35.29%	18
No	23.53%	12
Total		51

Q18 What prevents you from participating / participating more?(Please tick all that apply)

Answered: 50 Skipped: 11



Answer Choices	Responses
I do enough already	28.00% 14
Lack of free time	44.00% 22
Lack of people do exercise with	18.00% 9
Lack of motivation	24.00% 12

Lack of Interest	12.00%	6
Ill health or disability	0.00%	0
Difficulty travelling to facilities/activities	14.00%	7
Difficulty accessing facilities/activities during suitable times	14.00%	7
Lack of knowledge about what's available	20.00%	10
Lack of appropriate clubs	10.00%	5
Family commitments/childcare arrangements	4.00%	2
Religious reasons	0.00%	0
Cost	30.00%	15
Lack of parking	2.00%	1
Other (please specify)	6.00%	3
Total Respondents: 50		

#	Other (please specify)	Date
1	lack of facility	4/3/2014 9:19 AM
2	free parking	3/24/2014 9:52 AM
3	no football pitches in Chancellors park	3/24/2014 5:09 AM

Q19 Do you have any other comments about sports facilities in Stevenage that you would like to make?

Answered: 14 Skipped: 47

#	Responses	Date
1	Would like better facilities at school so I could go after school	4/23/2014 3:08 AM
2	I would like there to be a proper gym where people under 18 can go. And an indoor running track where i can train when it is winter or the weather is bad, it could be a straight one not round but if there was a sand pit to that would be good	4/3/2014 9:23 AM
3	Sport is important and we need to encourage the Olympic legacy - facilities need to reflect the importance to encourage people to belong to them	3/27/2014 1:36 AM
4	None	3/26/2014 1:16 AM
5	Skate park at bowes lyon is too small for the amount of people that use it. No big bike area for stunts etc, hate stevenage swimming pool, boring and dirty and don't like communal changing rooms, no cafe too, so use hitchin and letchworth,	3/25/2014 3:02 AM
6	Old town does not have much grass. Please support use of Barclay school for sports facilities for the area.	3/24/2014 5:10 AM
7	no	3/23/2014 10:40 AM
8	I think that the sports facilities in Stevenage are very well organised. They help people become entertained as well as improving their health. Thank You.	3/23/2014 8:24 AM
9	There should be more places offering free family exercise or sports ,to encourage more people to take part ,all gyms and swimming centers are too expensive	3/21/2014 6:52 AM
10	Its a shame JHN astro is no longer available for outdoor hire	3/20/2014 11:53 PM
11	Gyms should be made cheaper as the younger generations cant access them as there too expensive better swimming	3/20/2014 1:55 AM
12	gyms should be available to younger people so they can also keep fit swimming pool should be cleaner	3/20/2014 1:55 AM
13	I would like the basketball courts to have metal nets on. i would also appreciate basketballs being cheaper.	3/20/2014 1:55 AM
14	NAH	3/20/2014 1:50 AM

APPENDIX 4

Sports Clubs Survey Analysis Report

Q1 What sport(s) does your club take part in?

Answered: 57 Skipped: 0

#	Responses	Date
1	Tennis	9/9/2014 3:59 AM
2	badminton for children however club has closed due to ill health of the coaches and constant battle to hire suitable faciities for children	5/10/2014 8:35 AM
3	5-a-side Football	3/28/2014 7:57 AM
4	Karate	3/24/2014 5:37 AM
5	Fitsteps - fitness class	3/21/2014 4:57 AM
6	Badminton	3/21/2014 3:11 AM
7	FOOTBALL	3/19/2014 5:54 AM
8	Tae Kwon Do	3/19/2014 12:39 AM
9	Gymnastics	3/17/2014 2:37 PM
10	Synchronised swimming	3/17/2014 2:14 AM
11	Netball	3/16/2014 11:25 AM
12	Netball	3/15/2014 11:55 AM
13	Football	3/15/2014 9:04 AM
14	Football	3/15/2014 5:14 AM
15	Cycling	3/14/2014 8:04 AM
16	running	3/14/2014 7:57 AM
17	Ultimate Frisbee	3/14/2014 2:49 AM
18	Hockey	3/14/2014 2:19 AM
19	FOOTBALL	3/14/2014 12:56 AM
20	Triathlon,cycling,running,swimming	3/14/2014 12:30 AM
21	Karate	3/13/2014 2:32 PM
22	Cricket	3/13/2014 12:52 PM
23	Swimming	3/13/2014 10:40 AM
24	Badminton	3/13/2014 10:20 AM
25	BOWLS	3/13/2014 10:06 AM
26	Badminton	3/13/2014 9:36 AM
27	Football	3/13/2014 9:06 AM
28	Martial Arts	3/13/2014 9:01 AM
29	Angling	3/13/2014 8:50 AM
30	Judo	3/13/2014 8:05 AM
31	Cricket	3/13/2014 8:03 AM
32	cricket	3/13/2014 7:55 AM
33	Football	3/13/2014 7:37 AM
34	FOOTBALL	3/13/2014 7:35 AM

35	Acrobatic Gymnastics	3/13/2014 7:25 AM
36	5-a-side football	3/13/2014 5:31 AM
37	Badminton	3/13/2014 4:14 AM
38	Badminton	3/13/2014 4:11 AM
39	Hockey	3/12/2014 12:37 PM
40	Football	3/12/2014 12:27 PM
41	Running, track and field	3/12/2014 10:06 AM
42	Hockey	3/12/2014 9:42 AM
43	Athletics	3/11/2014 12:54 AM
44	Badminton	3/9/2014 4:55 AM
45	Scuba diving	3/4/2014 9:54 AM
46	5 Aside Football	3/4/2014 4:25 AM
47	Badminton	3/4/2014 2:48 AM
48	Badminton	2/28/2014 1:26 PM
49	Squash	2/28/2014 8:03 AM
50	Squash	2/28/2014 6:13 AM
51	Badminton	2/28/2014 1:58 AM
52	Archery	2/26/2014 7:23 AM
53	Trampolining	2/24/2014 3:26 AM
54	Bowling	2/24/2014 12:02 AM
55	archery, shooting, climbing and high ropes, walking / hiking, cycling / bmx, sailing, kayaking, canoeing	2/23/2014 3:52 PM
56	Football	2/23/2014 11:44 AM
57	basketball	2/23/2014 11:26 AM

Q2 What is the full name of your club?

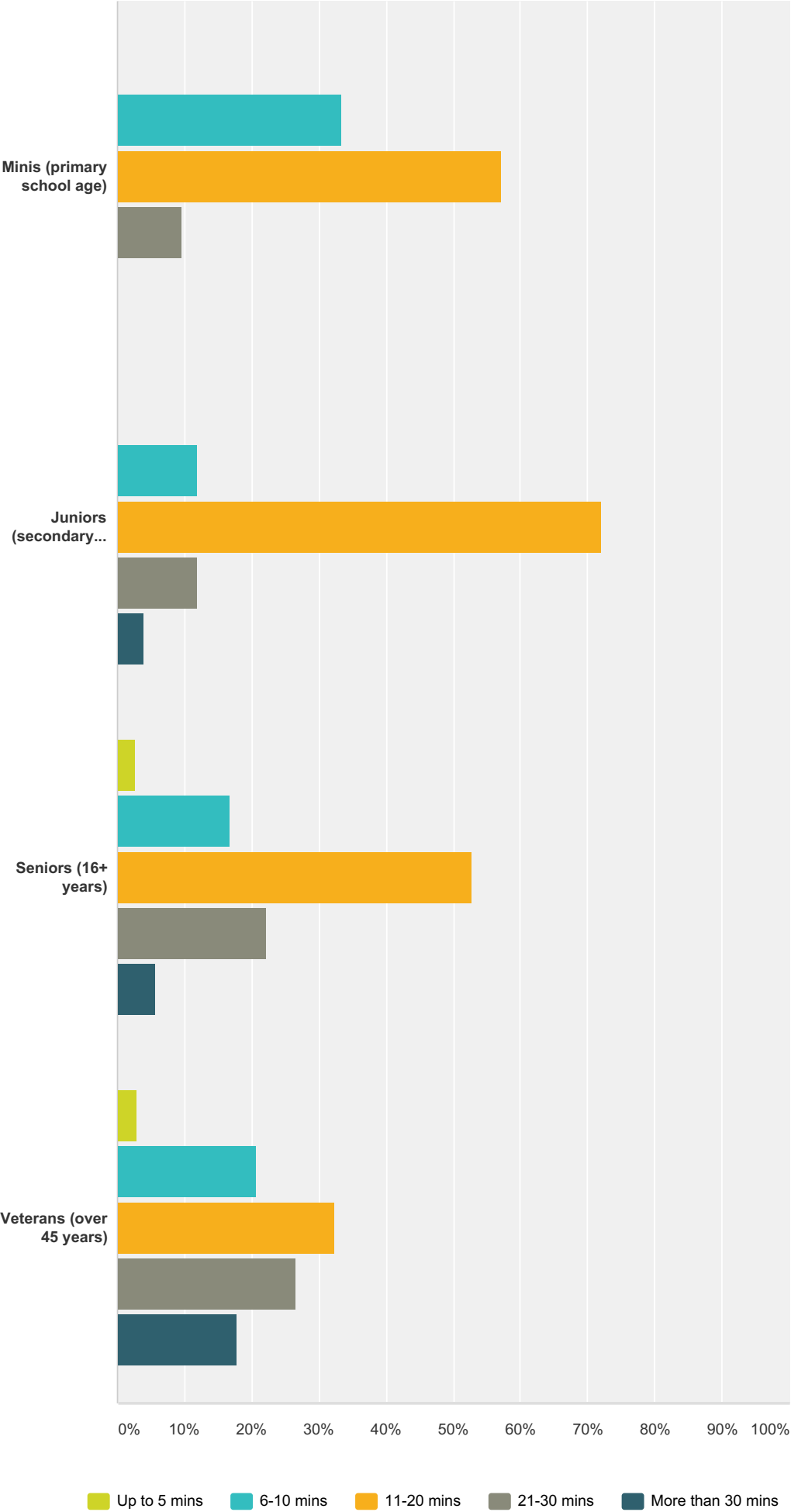
Answered: 57 Skipped: 0

#	Responses	Date
1	Lister tennis club	9/9/2014 3:59 AM
2	Was Stevenage Centre of Badminton Excellence	5/10/2014 8:35 AM
3	Knebworth Old Boys	3/28/2014 7:57 AM
4	Stevenage Shotokan Karate Club	3/24/2014 5:37 AM
5	Fitsteps	3/21/2014 4:57 AM
6	Trumps baminton club	3/21/2014 3:11 AM
7	DUN COW	3/19/2014 5:54 AM
8	Russell Harper Martial Arts	3/19/2014 12:39 AM
9	Marriotts Gymnastics Club	3/17/2014 2:37 PM
10	Aqualina Synchronised Swimming Club	3/17/2014 2:14 AM
11	Stevenage Storm Netball Club	3/16/2014 11:25 AM
12	Stevenage Storm Netball Club	3/15/2014 11:55 AM
13	Stevenage Borough Juniors Football Club	3/15/2014 9:04 AM
14	Austen Arrowheads	3/15/2014 5:14 AM
15	Stevenage and North Herts CTC	3/14/2014 8:04 AM
16	Fairlands Valley Spartans	3/14/2014 7:57 AM
17	Rocket Discs	3/14/2014 2:49 AM
18	Stevenage Hockey Club	3/14/2014 2:19 AM
19	ALBION YOUTH FC	3/14/2014 12:56 AM
20	Team Trisports	3/14/2014 12:30 AM
21	JKA Stevenage	3/13/2014 2:32 PM
22	Stevenage Cricket Club	3/13/2014 12:52 PM
23	Stevenage Dolphins swimming clud for disabled	3/13/2014 10:40 AM
24	Rising Stars Badminton Academy	3/13/2014 10:20 AM
25	Stevange Town Bowls Club	3/13/2014 10:06 AM
26	St. Ippollitts Badminton Club	3/13/2014 9:36 AM
27	Lifestyles Football Club	3/13/2014 9:06 AM
28	Zen Kempo Ryu Ju-Jitsu	3/13/2014 9:01 AM
29	Biggleswade & Hitchin Angling Association Limited	3/13/2014 8:50 AM
30	WGC Judo Club	3/13/2014 8:05 AM
31	Stevenage Cricket Club	3/13/2014 8:03 AM
32	knebworth park cricket club	3/13/2014 7:55 AM
33	Stevenage Town Youth	3/13/2014 7:37 AM
34	MBDA FC	3/13/2014 7:35 AM
35	Stevenage Sports Acrobatics	3/13/2014 7:25 AM
36	Astrium	3/13/2014 5:31 AM

37	Bob Marvell Badminton Group	3/13/2014 4:14 AM
38	Bob Marvell Badminton Group	3/13/2014 4:11 AM
39	Stevenage Hockey Club	3/12/2014 12:37 PM
40	Shephall United FC	3/12/2014 12:27 PM
41	Fairlands Valley Spartans	3/12/2014 10:06 AM
42	Stevenage Hockey Club	3/12/2014 9:42 AM
43	Stevenage and North Herts Athletic club	3/11/2014 12:54 AM
44	Badgers Badminton	3/9/2014 4:55 AM
45	Stevenage Sub Aqua Club	3/4/2014 9:54 AM
46	Sodexo	3/4/2014 4:25 AM
47	Brear Badminton	3/4/2014 2:48 AM
48	lewis badminton club	2/28/2014 1:26 PM
49	CPI Squash Club	2/28/2014 8:03 AM
50	Fil Router	2/28/2014 6:13 AM
51	Stevenage All Strings Badminton Club	2/28/2014 1:58 AM
52	Green Dragon Bowmen	2/26/2014 7:23 AM
53	Richard's Trampoline Club	2/24/2014 3:26 AM
54	Stevenage Leisure Centre Indoor Bowls Club	2/24/2014 12:02 AM
55	Stevenage District Scouts	2/23/2014 3:52 PM
56	Stevenage Colts FC	2/23/2014 11:44 AM
57	stevenage scorpions basketball club	2/23/2014 11:26 AM

Q4 How far do the majority of your members travel to play/train?Please give estimated drive times for the majority of each age group by ticking the relevant boxes

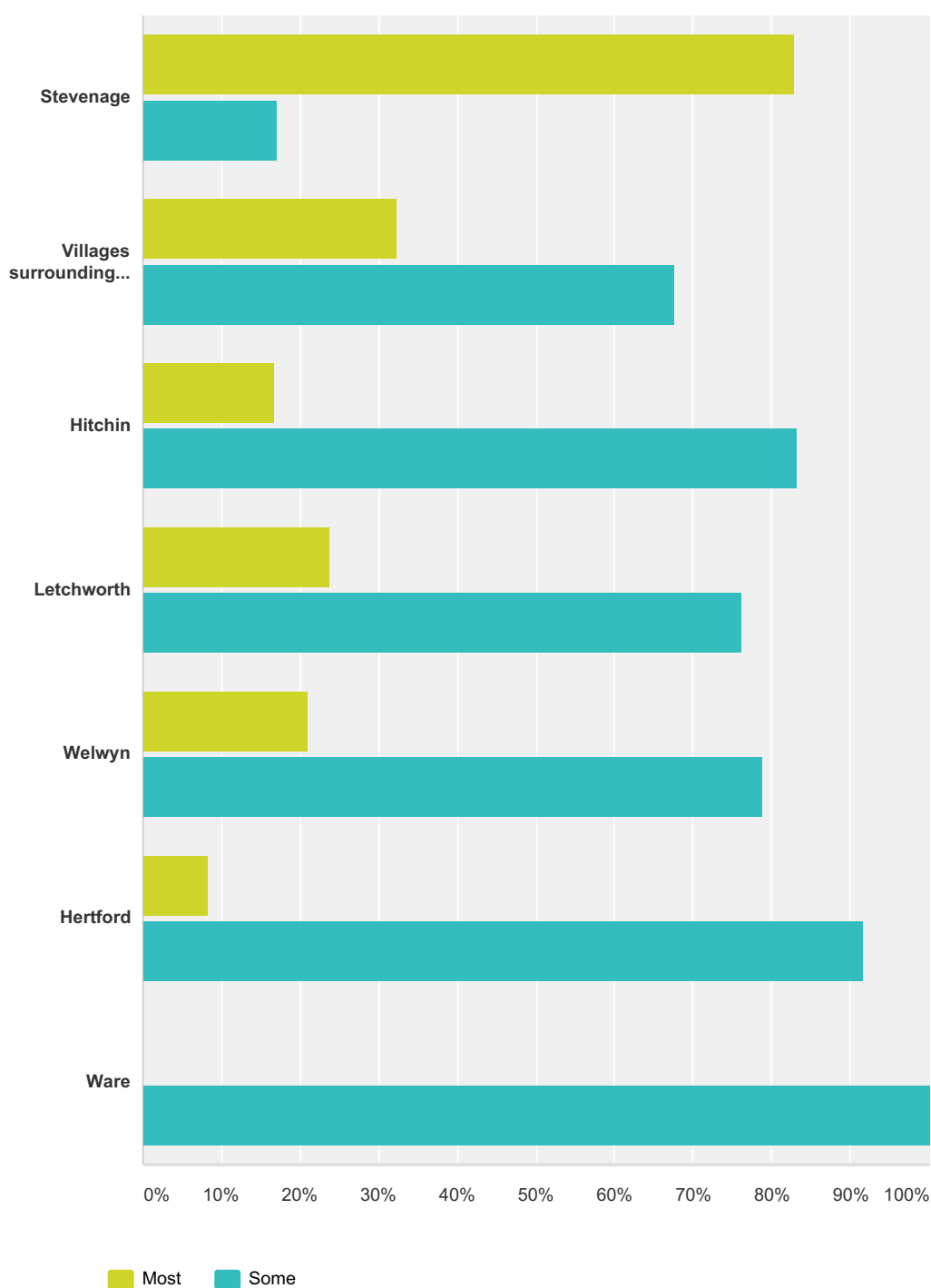
Answered: 48 Skipped: 9



	Up to 5 mins	6-10 mins	11-20 mins	21-30 mins	More than 30 mins	Total
Minis (primary school age)	0.00% 0	33.33% 7	57.14% 12	9.52% 2	0.00% 0	21
Juniors (secondary school up to 16 years)	0.00% 0	12.00% 3	72.00% 18	12.00% 3	4.00% 1	25
Seniors (16+ years)	2.78% 1	16.67% 6	52.78% 19	22.22% 8	5.56% 2	36
Veterans (over 45 years)	2.94% 1	20.59% 7	32.35% 11	26.47% 9	17.65% 6	34

Q5 Where do your members come from?

Answered: 48 Skipped: 9



	Most	Some	Total
Stevenage	82.98% 39	17.02% 8	47
Villages surrounding Stevenage	32.35% 11	67.65% 23	34
Hitchin	16.67% 4	83.33% 20	24
Letchworth	23.81% 5	76.19% 16	21

Welwyn	21.05% 4	78.95% 15	19
Hertford	8.33% 1	91.67% 11	12
Ware	0.00% 0	100.00% 8	8

#	Other (please specify)	Date
1	some from other areas such as mid beds, other north herts town and villages	9/9/2014 4:12 AM
2	Cambridge, Hatfield, Royston etc	3/17/2014 2:46 PM
3	Harpenden, generally a 30min catchment area	3/17/2014 2:18 AM
4	Very few drive - we cycle	3/14/2014 8:07 AM
5	Royston, Biggleswade, Sandy, Shefford, North London, Potter Bar, Hemel, Luton, Hatfield and a few other towns within an hours drive.	3/14/2014 2:22 AM
6	Baldock	3/14/2014 12:33 AM
7	Baldock	3/13/2014 10:11 AM
8	London	3/13/2014 9:05 AM
9	BIGGLESWADE	3/13/2014 7:36 AM
10	Turnford , Sandy, Biggleswade , Buntingford, Clifton	3/13/2014 7:29 AM
11	Royston, Biggleswade, Sandy, Shefford, North London, Potter Bar, Hemel, Luton, Hatfield and a few other towns within an hours drive.	3/12/2014 9:47 AM
12	2013 -136 Stevenage, 75 Hitchin, 46 Letchworth, 20 Baldock, 26 Southern Rural, 9 Royston and 40 Other	3/11/2014 1:39 AM
13	Harpenden	2/28/2014 6:14 AM
14	Cambourne	2/26/2014 7:26 AM
15	Datchworth, Baldock	2/24/2014 12:04 AM

Q6 How many members do you currently have in each age group?

Answered: 47 Skipped: 10

Answer Choices	Responses
Minis	53.19% 25
Juniors	65.96% 31
Seniors	80.85% 38
Veterans	74.47% 35

#	Minis	Date
1	102	9/9/2014 4:12 AM
2	20	3/24/2014 5:47 AM
3	0	3/21/2014 3:14 AM
4	450	3/17/2014 2:46 PM
5	8	3/17/2014 2:18 AM
6	29	3/16/2014 11:32 AM
7	318	3/15/2014 9:10 AM
8	50	3/15/2014 5:17 AM
9	20	3/14/2014 2:22 AM
10	0	3/14/2014 12:33 AM
11	50	3/13/2014 12:57 PM
12	20	3/13/2014 11:09 AM
13	40	3/13/2014 8:18 AM
14	30	3/13/2014 8:07 AM
15	80	3/13/2014 8:07 AM
16	50	3/13/2014 7:29 AM
17	20	3/12/2014 12:40 PM
18	10	3/12/2014 12:31 PM
19	20	3/12/2014 9:47 AM
20	75	3/11/2014 1:39 AM
21	0	2/28/2014 8:06 AM
22	3	2/26/2014 7:26 AM
23	40	2/24/2014 3:28 AM
24	390	2/23/2014 3:54 PM
25	30	2/23/2014 11:29 AM
#	Juniors	Date
1	75	9/9/2014 4:12 AM
2	40	3/24/2014 5:47 AM
3	0	3/21/2014 3:14 AM

4	150	3/17/2014 2:46 PM
5	30	3/17/2014 2:18 AM
6	79	3/16/2014 11:32 AM
7	70	3/15/2014 11:57 AM
8	158	3/15/2014 9:10 AM
9	50	3/15/2014 5:17 AM
10	35	3/14/2014 2:22 AM
11	15	3/14/2014 1:00 AM
12	0	3/14/2014 12:33 AM
13	80	3/13/2014 12:57 PM
14	25	3/13/2014 11:09 AM
15	30	3/13/2014 9:05 AM
16	132	3/13/2014 8:18 AM
17	100	3/13/2014 8:07 AM
18	20	3/13/2014 8:07 AM
19	30	3/13/2014 7:39 AM
20	50	3/13/2014 7:29 AM
21	35	3/12/2014 12:40 PM
22	64	3/12/2014 12:31 PM
23	45	3/12/2014 9:47 AM
24	212	3/11/2014 1:39 AM
25	3	3/4/2014 9:56 AM
26	0	2/28/2014 8:06 AM
27	12	2/26/2014 7:26 AM
28	50	2/24/2014 3:28 AM
29	173	2/23/2014 3:54 PM
30	14	2/23/2014 11:47 AM
31	60	2/23/2014 11:29 AM
#	Seniors	Date
1	52	9/9/2014 4:12 AM
2	20	3/24/2014 5:47 AM
3	31	3/21/2014 5:02 AM
4	25	3/21/2014 3:14 AM
5	30	3/19/2014 5:57 AM
6	100	3/17/2014 2:46 PM
7	2	3/17/2014 2:18 AM
8	30	3/16/2014 11:32 AM
9	40	3/15/2014 11:57 AM
10	34	3/15/2014 9:10 AM
11	100	3/14/2014 2:22 AM
12	15	3/14/2014 1:00 AM

13	30	3/14/2014 12:33 AM
14	80	3/13/2014 12:57 PM
15	40	3/13/2014 11:09 AM
16	20	3/13/2014 10:11 AM
17	18	3/13/2014 9:37 AM
18	19	3/13/2014 9:08 AM
19	36	3/13/2014 9:05 AM
20	84	3/13/2014 8:18 AM
21	60	3/13/2014 8:07 AM
22	10	3/13/2014 8:07 AM
23	22	3/13/2014 7:36 AM
24	7	3/13/2014 7:29 AM
25	15	3/13/2014 5:32 AM
26	130	3/12/2014 12:40 PM
27	160	3/12/2014 10:10 AM
28	100	3/12/2014 9:47 AM
29	36	3/11/2014 1:39 AM
30	32	3/4/2014 9:56 AM
31	10	3/4/2014 4:28 AM
32	0	2/28/2014 8:06 AM
33	45	2/28/2014 1:59 AM
34	101	2/26/2014 7:26 AM
35	30	2/24/2014 3:28 AM
36	4	2/23/2014 3:54 PM
37	17	2/23/2014 11:47 AM
38	20	2/23/2014 11:29 AM
#	Veterans	Date
1	12	9/9/2014 4:12 AM
2	30	3/28/2014 7:59 AM
3	50	3/21/2014 5:02 AM
4	0	3/21/2014 3:14 AM
5	25	3/19/2014 5:57 AM
6	0	3/17/2014 2:18 AM
7	0	3/16/2014 11:32 AM
8	40	3/15/2014 11:57 AM
9	50	3/14/2014 2:22 AM
10	60	3/14/2014 12:33 AM
11	20	3/13/2014 12:57 PM
12	15	3/13/2014 11:09 AM
13	80	3/13/2014 10:11 AM
14	10	3/13/2014 9:37 AM

15	1	3/13/2014 9:08 AM
16	25	3/13/2014 9:05 AM
17	12	3/13/2014 8:18 AM
18	20	3/13/2014 8:07 AM
19	10	3/13/2014 8:07 AM
20	25	3/13/2014 7:36 AM
21	2	3/13/2014 5:32 AM
22	8	3/13/2014 4:18 AM
23	45	3/12/2014 12:40 PM
24	120	3/12/2014 10:10 AM
25	50	3/12/2014 9:47 AM
26	14	3/11/2014 1:39 AM
27	7	3/9/2014 4:57 AM
28	15	3/4/2014 9:56 AM
29	2	3/4/2014 4:28 AM
30	6	2/28/2014 1:28 PM
31	15	2/28/2014 8:06 AM
32	3	2/28/2014 6:14 AM
33	5	2/28/2014 1:59 AM
34	5	2/24/2014 3:28 AM
35	90	2/24/2014 12:04 AM

Q7 How many volunteers do you have in the club?

Answered: 45 Skipped: 12

#	Responses	Date
1	4	9/9/2014 4:12 AM
2	5	3/28/2014 7:59 AM
3	10	3/24/2014 5:47 AM
4	0	3/21/2014 5:02 AM
5	4	3/19/2014 5:57 AM
6	10	3/17/2014 2:46 PM
7	9	3/17/2014 2:18 AM
8	9	3/16/2014 11:32 AM
9	7	3/15/2014 11:57 AM
10	80	3/15/2014 9:10 AM
11	12	3/15/2014 5:17 AM
12	22	3/14/2014 8:07 AM
13	25	3/14/2014 2:22 AM
14	10	3/14/2014 1:00 AM
15	20	3/14/2014 12:33 AM
16	30	3/13/2014 12:57 PM
17	0	3/13/2014 11:09 AM
18	15	3/13/2014 10:11 AM
19	0	3/13/2014 9:37 AM
20	2	3/13/2014 9:08 AM
21	6	3/13/2014 9:05 AM
22	43	3/13/2014 8:18 AM
23	35	3/13/2014 8:07 AM
24	10	3/13/2014 8:07 AM
25	6	3/13/2014 7:39 AM
26	3	3/13/2014 7:36 AM
27	12	3/13/2014 7:29 AM
28	0	3/13/2014 5:32 AM
29	0	3/13/2014 4:18 AM
30	30	3/12/2014 12:40 PM
31	12	3/12/2014 12:31 PM
32	25	3/12/2014 9:47 AM
33	30	3/11/2014 1:39 AM
34	7	3/9/2014 4:57 AM
35	50	3/4/2014 9:56 AM

36	0	3/4/2014 4:28 AM
37	0	2/28/2014 1:28 PM
38	0	2/28/2014 8:06 AM
39	0	2/28/2014 6:14 AM
40	5	2/28/2014 1:59 AM
41	5	2/24/2014 3:28 AM
42	7	2/24/2014 12:04 AM
43	129	2/23/2014 3:54 PM
44	6	2/23/2014 11:47 AM
45	5	2/23/2014 11:29 AM

Q8 What level and number of coaches do you have?

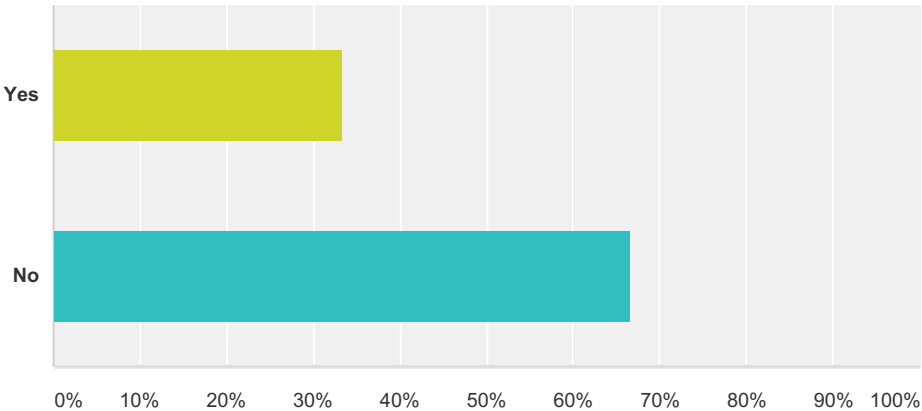
Answered: 46 Skipped: 11

#	Responses	Date
1	level 5 performance tennis coach level 3 development tennis coach level 2 development beginners coach 2x level 1 assistant tennis coach level 2 strength and conditioning coach assistant strength and conditioning coach doctoral level sports psychologist	9/9/2014 4:12 AM
2	10 ESKA qualified coaches	3/24/2014 5:47 AM
3	two - qualifications have changed - coaches able to coach beginners and intermediate level badminton	3/21/2014 3:14 AM
4	no coaches with certification	3/19/2014 5:57 AM
5	About 30 - range from British Gymnastics (BG) High Performance (4) to BG Proficiency Award	3/17/2014 2:46 PM
6	1x Level 2 synchro 1x Level 1 synchro - completing Level 2 in April 2014 2x Level 1 synchro All four coaches also have Level 2 Aquatics	3/17/2014 2:18 AM
7	Level 2 = 4 Level 1 = 4 Assistant coaches = 1	3/16/2014 11:32 AM
8	4 x UKCC Level 1 4 x UKCC Level 2	3/15/2014 11:57 AM
9	FA Level 3 - 2 FA Level 2 - 10 FA Level 1 - 48	3/15/2014 9:10 AM
10	Level 1 & 2 and 8 coaches	3/15/2014 5:17 AM
11	none - though we do have 5 National Standard Bikeability instructors	3/14/2014 8:07 AM
12	We have 9 coaches in total. 2 are Level 2 qualified 7 are Level 1 qualified	3/14/2014 2:22 AM
13	5 coaches, 2 at Level 1	3/14/2014 1:00 AM
14	1 level 3 6 level 2 4 level 1	3/14/2014 12:33 AM
15	~5 @ level 2 ~10 @ level 1	3/13/2014 12:57 PM
16	none	3/13/2014 11:09 AM
17	Two - one advanced County coach and one club level, we also have a pool of county coaches we can call upon	3/13/2014 10:11 AM
18	None	3/13/2014 9:37 AM
19	1 coach, basic football coach	3/13/2014 9:08 AM
20	Four Level 2 Coaches Two Level 3 Coaches One Level 4 Coach	3/13/2014 9:05 AM
21	1 - level 3 8 x level 2 10 x level 1 4 x support coach	3/13/2014 8:18 AM
22	15 inc levels 1 & 2 and school leaders	3/13/2014 8:07 AM
23	Level 2 - 6 coaches	3/13/2014 8:07 AM
24	2. Level 3 and level 1	3/13/2014 7:39 AM
25	0	3/13/2014 7:36 AM
26	Assistant - 4 Club - 4 Senior Club - 1	3/13/2014 7:29 AM
27	n/a	3/13/2014 5:32 AM
28	None	3/13/2014 4:18 AM
29	Level 2 - Three Coaches Level 1 - 10 Coaches	3/12/2014 12:40 PM
30	FA Level 1. 5 coaches	3/12/2014 12:31 PM
31	Approximately 40 coaches at level 1 and 6-8 at level 2 and above	3/12/2014 10:10 AM
32	8 level 1 coaches 2 level 2 coaches	3/12/2014 9:47 AM
33	2 Level 3 Coaches 17 L2/Coaches 12 Assistant coaches 20 Athletics Leaders	3/11/2014 1:39 AM

34	none	3/9/2014 4:57 AM
35	10 instructors	3/4/2014 9:56 AM
36	No Coaches	3/4/2014 4:28 AM
37	O	2/28/2014 1:28 PM
38	n/a -no coaching	2/28/2014 8:06 AM
39	0	2/28/2014 6:14 AM
40	one coach, Badminton England Level 2	2/28/2014 1:59 AM
41	2 x Level 1 1 x Level 3	2/26/2014 7:26 AM
42	1 at level 4 3 at level 3 3 at level 2 2 at level 1 3 unqualified	2/24/2014 3:28 AM
43	None	2/24/2014 12:04 AM
44	25 - Scouting / NGB standards	2/23/2014 3:54 PM
45	2 coaches @ level 1	2/23/2014 11:47 AM
46	Level 3 = 1 Level 2 = 3 Level 1 = 4	2/23/2014 11:29 AM

Q9 Is there a school club link in place?

Answered: 48 Skipped: 9



Answer Choices	Responses	
Yes	33.33%	16
No	66.67%	32
Total		48

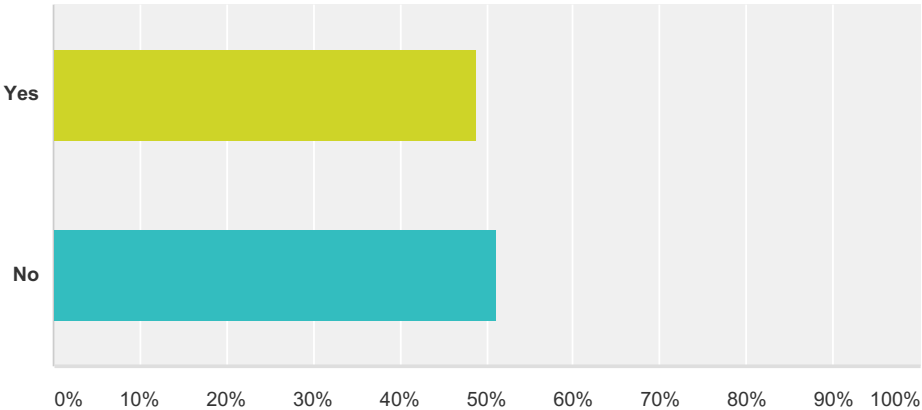
Q10 If there is a school club link in place, with which school(s) and what does it involve?

Answered: 17 Skipped: 40

#	Responses	Date
1	Nobel high school, coaching and development of an expnading partnership. coaching and beginning initial links with several primary schools	9/9/2014 4:12 AM
2	With Marriotts School - Based on School site and run some day-time classes for school. Also elite gymnasts use facility in day-time for training	3/17/2014 2:46 PM
3	One of our coaches works for the sporting futures teams and her work in local schools forms our school club links.	3/16/2014 11:32 AM
4	Giles - We use their facilities and coach their pupils	3/15/2014 9:10 AM
5	Lodge Farm, using pitches plus in the past running after school club.	3/15/2014 5:17 AM
6	We actively approach and stay in contact with schools in Stevenage to promote hockey. We offer to run taste/fun sessions or run coaching sessions for those that include it in their timetable.	3/14/2014 2:22 AM
7	ALMOND HILL JUNIOR SCHOOL LET US USE THEIR FACILITIES TO TRAIN AND GILE JUNIOR SCHOOL RENT THEIR PITCH FOR THE U13s TO PLAY GAMES ON	3/14/2014 1:00 AM
8	Nobel - Saterlite club Nobel - Lady Taverners Almond Hill - Chance 2 Shine Trotts Hill - Chance 2 Shine Woolenwick - Chance 2 Shine Graveley - Chance 2 Shine Giles - Chance 2 Shine Bedwell - Chance 2 Shine St Nicholas - Chance 2 Shine Vincent de Pau - Chance 2 Shine Margarett Clitheroe - Chance 2 Shin Martins Wood - Chance 2 Shine Fairlands - Chance 2 Shine Larwood - Chance 2 Shine Lonsdale - Chance 2 Shine The Leys - Chance 2 Shine Camps Hill - Chance 2 Shine	3/13/2014 8:18 AM
9	Chance 2 Shine	3/13/2014 8:07 AM
10	HABS	3/13/2014 8:07 AM
11	BARCLAY SCHOOL HOST OUR MATCHES.	3/13/2014 7:36 AM
12	N/A	3/13/2014 4:18 AM
13	Nobel School	3/12/2014 12:40 PM
14	Featherstone Wood Junior School, Use of pitches for games and training sessions. Nobel School, Hiring Astro turf	3/12/2014 12:31 PM
15	Marriotts School Sports Centre used for training	3/12/2014 10:10 AM
16	Both involve high jump, hurdles, shot and movement skills for fitness 3.45 - 5.30. Hitchin Boys School Mondays Nobel School Stevenage Thursdays	3/11/2014 1:39 AM
17	Knebworth Primary School. I run an after school group.	2/26/2014 7:26 AM

Q11 Does your club have a development plan?

Answered: 47 Skipped: 10



Answer Choices	Responses	
Yes	48.94%	23
No	51.06%	24
Total		47

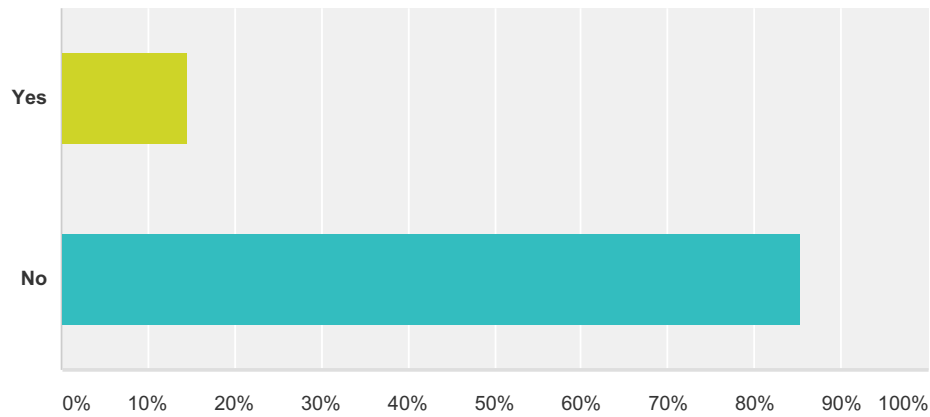
Q12 If yes, does it include plans for expanding the number of pitches and/or ancillary facilities? Please state.

Answered: 24 Skipped: 33

#	Responses	Date
1	we have plans to increase the total number of courts and to at least double the number of indoor courts	9/9/2014 4:15 AM
2	n/a	3/24/2014 5:48 AM
3	Not specifically, however we are expanding the number of Pre-School classes by running day-time classes in the Dance Studio	3/17/2014 2:50 PM
4	No, we have recently moved to Marriotts School and this meets our current and future needs.	3/16/2014 11:33 AM
5	No - we have recently moved to new ground which has given us the opportunity to expand and run leagues to give more playing opportunity.	3/15/2014 11:58 AM
6	Yes - We are in discussion with SBC about a joint venture with Stevenage Cricket & Hockey clubs to take over management of KGV.	3/15/2014 9:12 AM
7	no	3/14/2014 8:08 AM
8	Yes - we are currently working with SBC for development of the KG5 development. Which includes all weather pitches, new changing facilities etc but is a few years off and only in development stage.	3/14/2014 2:23 AM
9	No	3/14/2014 12:34 AM
10	Not at present	3/13/2014 12:58 PM
11	No	3/13/2014 10:13 AM
12	To expand the Mat Area and teach more Students	3/13/2014 9:08 AM
13	consolidation of existing facilities	3/13/2014 8:19 AM
14	Yes to 3 at proposed new ground	3/13/2014 8:08 AM
15	This is dependent on the facilities we hire as we have not got our own facilities.	3/13/2014 7:31 AM
16	N/A	3/13/2014 4:19 AM
17	Potentially yes but funding is ann issue	3/12/2014 12:41 PM
18	no	3/12/2014 10:10 AM
19	Yes. SHC and Stevenage Cricket club are working on KG5.	3/12/2014 9:48 AM
20	It has a wish list/plans - outdoor gym, electronic timeing, purpose built club house and fitness area, additional storage for the ever growing amount of disability equipment to serve the needs of a steadily growing club.	3/11/2014 1:39 AM
21	We are a develoment club, providing coaching and playing oportunities to develop players so that they can feed into the top clubs in Hertordshire. We have expanded rapidly, and the formula has been a massive success. We desperately need more courts, but the Stevenage Leisure centre are refusing us more courts.	2/28/2014 2:01 AM
22	No	2/24/2014 3:29 AM
23	WE are bound by the number of indoor rinks available locally	2/24/2014 12:06 AM
24	It has plans for expanding our facilities and grounds	2/23/2014 3:55 PM

Q13 Does your club have a waiting list?

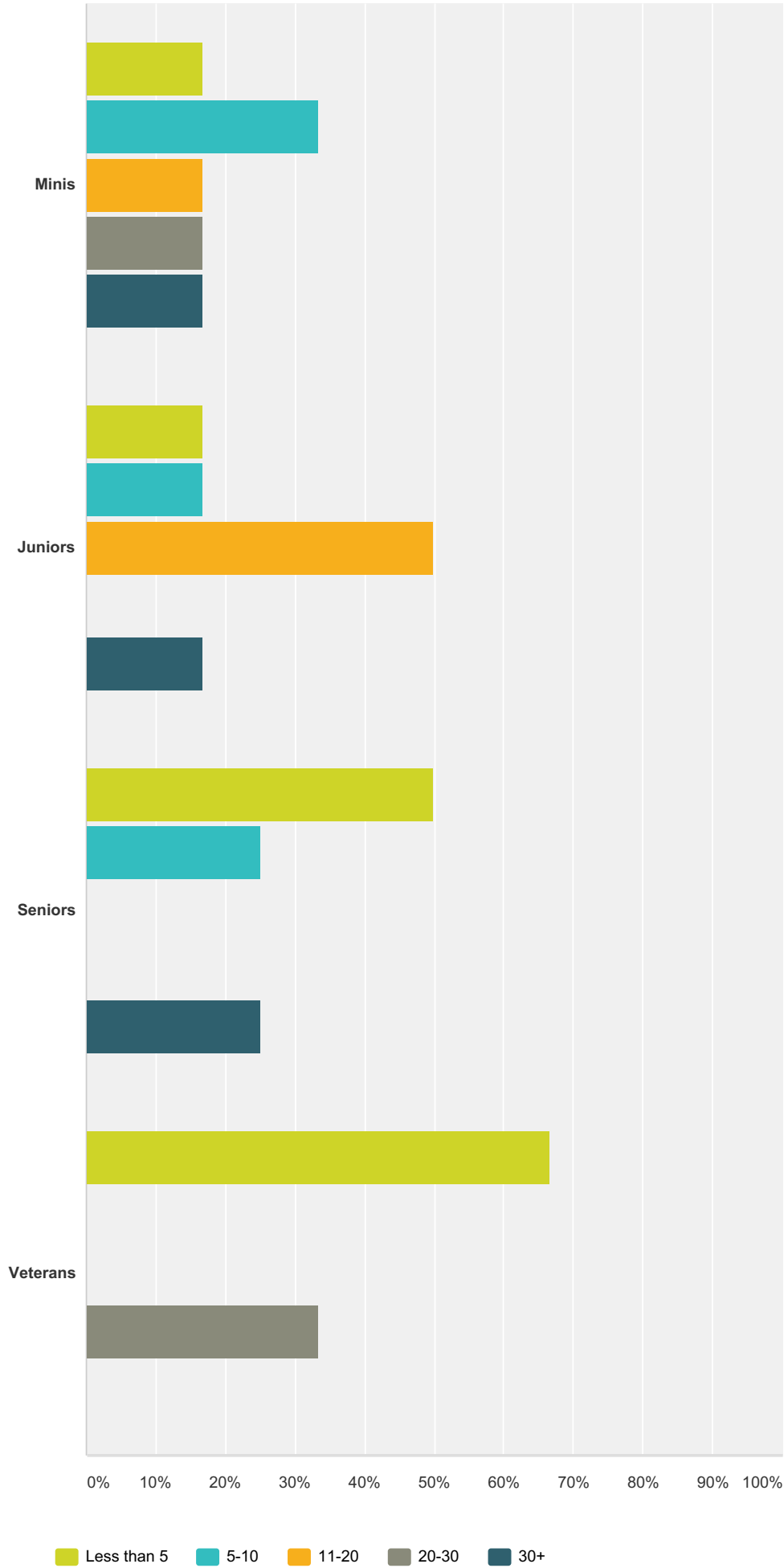
Answered: 48 Skipped: 9



Answer Choices	Responses	
Yes	14.58%	7
No	85.42%	41
Total		48

**Q14 If your club does have a waiting list
please state approximately how many
people are there in each age group?**

Answered: 8 Skipped: 49

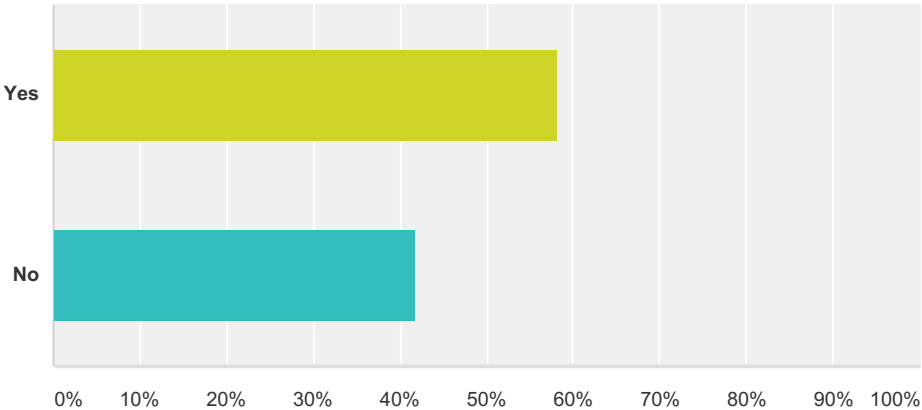


	Less than 5	5-10	11-20	20-30	30+	Total
Minis	16.67% 1	33.33% 2	16.67% 1	16.67% 1	16.67% 1	6
Juniors	16.67% 1	16.67% 1	50.00% 3	0.00% 0	16.67% 1	6
Seniors	50.00% 2	25.00% 1	0.00% 0	0.00% 0	25.00% 1	4
Veterans	66.67% 2	0.00% 0	0.00% 0	33.33% 1	0.00% 0	3

#	Comments on your waiting list e.g. mainly boys, waiting list time etc.	Date
1	these are waiting lists to join specific squads, group lessons or leagues	9/9/2014 4:15 AM
2	pre-school classes were up to 2 years. Classes for 5 - 17 year olds up to about a year waiting list - longer on some days. However we do run holiday classes which can be booked by anyone (first come first served) Over 18s class is pay on the day with about 40 attending each class. (not all attend every week, though)	3/17/2014 2:50 PM
3	Always have around 5+ swimmers on waiting list, all girls. Waiting time depends on club commitments and a suitable time to move beginners up a group to make space for new swimmers	3/17/2014 2:20 AM
4	We are a "sport for all" club and run development groups for new players, rather than a waiting list.	3/15/2014 9:12 AM
5	Currently no waiting list but membership is increasing.	3/13/2014 10:13 AM
6	We have around 30-40 on the waiting list , mainly girls , we invite everyone on the list in for a free trial session and normally try and get them into the club within 3 months.	3/13/2014 7:31 AM
7	N/A	3/13/2014 4:19 AM
8	We welcome anybody, however people are sitting off a lot now due to severe lack of courts.	2/28/2014 2:01 AM
9	Struggling to find older children 13 years and above	2/24/2014 3:29 AM

Q15 Do you anticipate your club growing in the next 5 years?

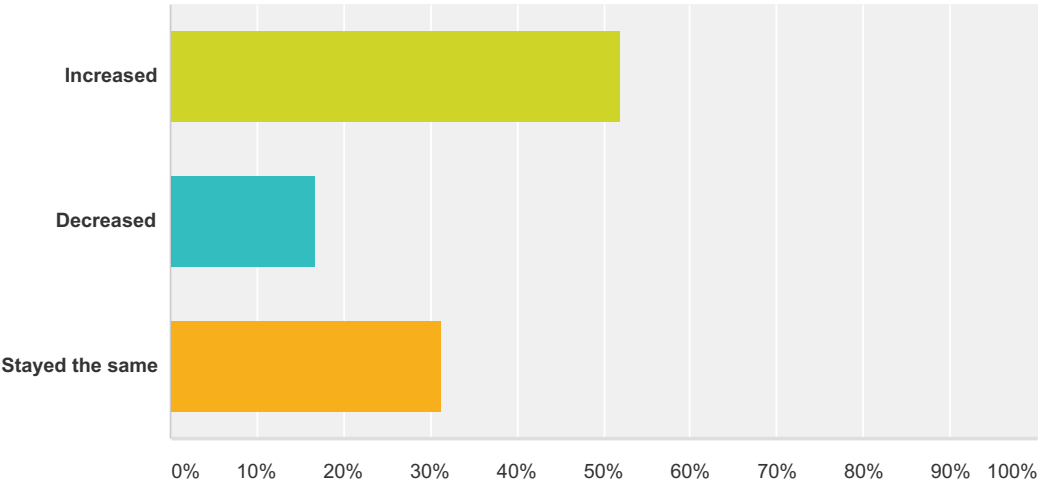
Answered: 48 Skipped: 9



Answer Choices	Responses	
Yes	58.33%	28
No	41.67%	20
Total		48

Q16 How has your membership changed in the last 5 years?

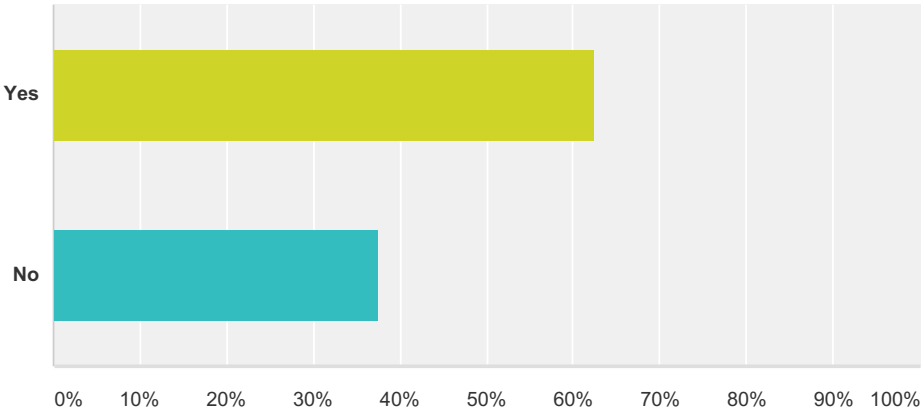
Answered: 48 Skipped: 9



Answer Choices	Responses	
Increased	52.08%	25
Decreased	16.67%	8
Stayed the same	31.25%	15
Total		48

Q17 Are you facing any issues which are limiting your expansion?

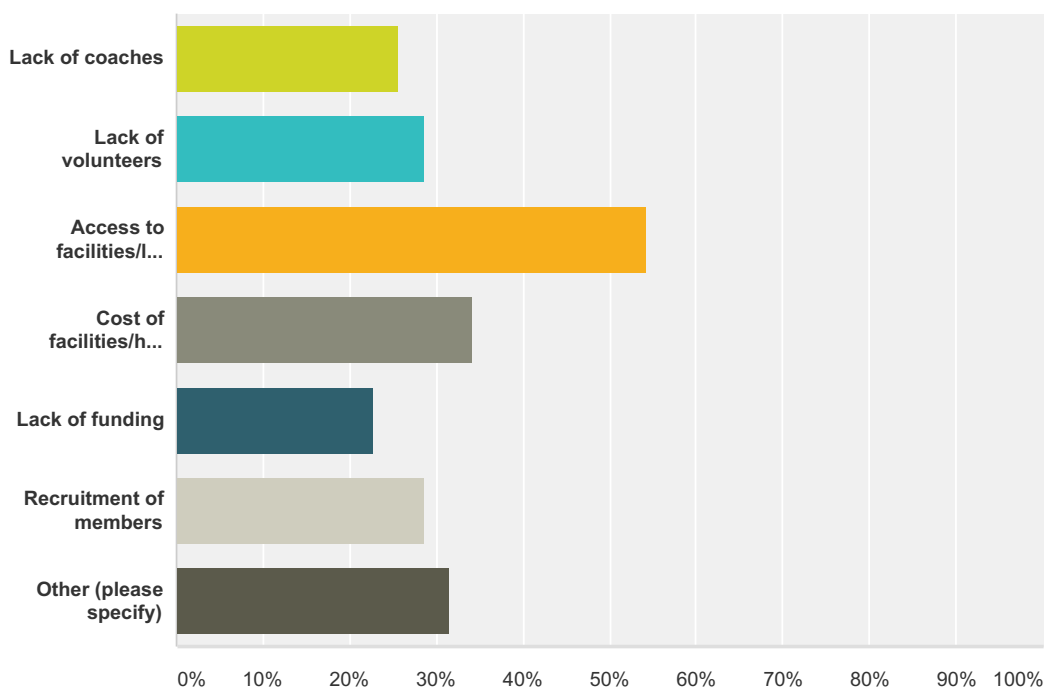
Answered: 48 Skipped: 9



Answer Choices	Responses	
Yes	62.50%	30
No	37.50%	18
Total		48

Q18 If you are facing issues affecting your expansion, what are the issues?

Answered: 35 Skipped: 22



Answer Choices	Responses
Lack of coaches	25.71% 9
Lack of volunteers	28.57% 10
Access to facilities/lack of facilities	54.29% 19
Cost of facilities/hire charges	34.29% 12
Lack of funding	22.86% 8
Recruitment of members	28.57% 10
Other (please specify)	31.43% 11
Total Respondents: 35	

#	Other (please specify)	Date
1	specifically indoor courts. membership is growing rapidly since the club gained a new lease especially in juniors/minis. adults is growing steadily but still has a long way to go to reach peak numbers before the club closed when its lease expired.	9/9/2014 4:20 AM
2	As a badminton club - playing Saturday morning - we know there will be a problem with recruitment as this is not the easiest time for recruitment but its the time members want and we have operated for over 30 years-ethos of club is small and friendly. Where we now have a problem is the letting of the main leisure bowls/badminton hall for private childrens birthday parties. As such we have altered our start time so we finish as the parties start - the issue is the centre need the access to badminton courts early to set up the parties	3/21/2014 3:21 AM
3	Have only just been able to get some day-time pre-school classes.	3/17/2014 2:51 PM
4	Car parking is a great issue and sometimes prevents us from holding major tournaments, also we could do with flood lights	3/13/2014 10:17 AM
5	Gaining new ground planning permission	3/13/2014 8:18 AM

6	N/A	3/13/2014 4:20 AM
7	Pitches are a real issue	3/12/2014 12:42 PM
8	As sections of the club continue to grow e.g. disability more storage space is needed. As the age profile changes - we are retaining more older youngsters we need access to a properly kitted out fitness/gym area and a purpose built club house for meeting management, workshops etc.	3/11/2014 1:39 AM
9	The Sports center at the Stevenage Leisure centre being booked out for NON SPORTS events, limiting out access to courts.	2/28/2014 2:02 AM
10	coaching courses are a lot harder and a lot more expensive	2/24/2014 3:30 AM
11	Surface we use, general cleanliness of facility, bad lighting and cancelled bookings	2/24/2014 12:08 AM

Q19 What is the name of the site/facility? Your main/home site

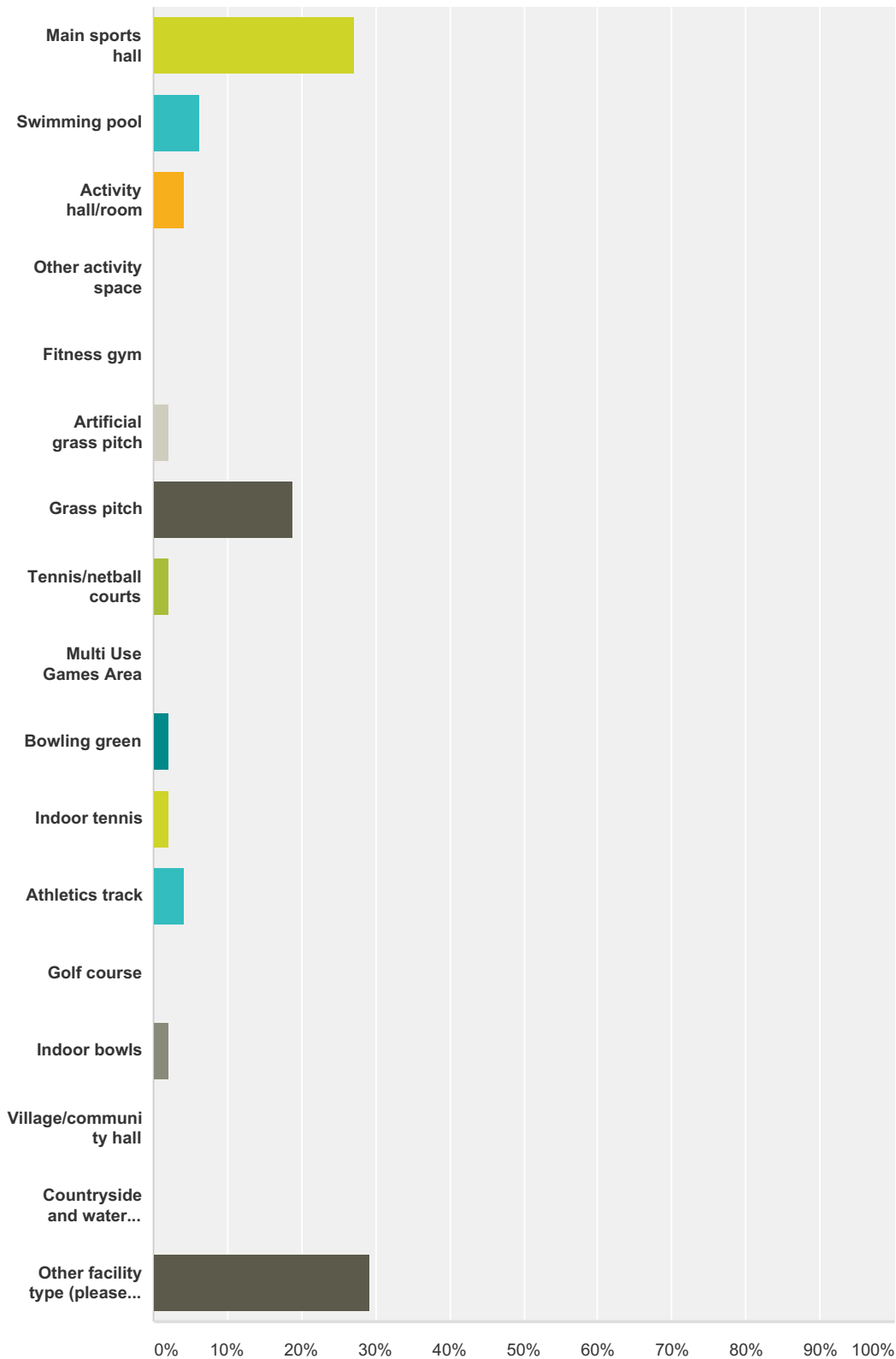
Answered: 46 Skipped: 11

#	Responses	Date
1	lister tennis club	9/9/2014 4:22 AM
2	Stevenage Leisure Centre	3/28/2014 8:01 AM
3	stevenage arts & leisure centre	3/24/2014 5:56 AM
4	nobel school	3/21/2014 5:03 AM
5	meadway playing fields	3/19/2014 5:58 AM
6	Gymnastics Hall - Marriotts	3/17/2014 2:56 PM
7	Stevenage swimming centre	3/17/2014 2:22 AM
8	Marriotts school	3/16/2014 11:34 AM
9	Marriotts School	3/15/2014 11:59 AM
10	Valley Football Akademy	3/15/2014 9:15 AM
11	Lodge Farm School	3/15/2014 5:19 AM
12	Old Town - meeting point	3/14/2014 8:09 AM
13	ALMOND HILL	3/14/2014 1:03 AM
14	Hitchin Boys School	3/14/2014 12:35 AM
15	Main ground - Ditchmore Lane	3/13/2014 1:00 PM
16	Stevenage Swimming centre	3/13/2014 11:11 AM
17	King Geowrge V Playing Fields Stevenage	3/13/2014 10:19 AM
18	Nobel School	3/13/2014 9:39 AM
19	Shephall L/C	3/13/2014 9:09 AM
20	Knights templar	3/13/2014 9:09 AM
21	Stevenage Cricket Ground	3/13/2014 8:22 AM
22	knebworth park cc	3/13/2014 8:19 AM
23	Gosling Sports Park	3/13/2014 8:08 AM
24	Benington recreation ground	3/13/2014 7:41 AM
25	BARCLAY SCHOOL	3/13/2014 7:38 AM
26	Marriotts Sports centre	3/13/2014 7:32 AM
27	Stevenage Leisure Centre	3/13/2014 5:33 AM
28	Noble School	3/13/2014 4:23 AM
29	Nobel School	3/12/2014 12:43 PM
30	Featherstone wood school.	3/12/2014 12:35 PM
31	Marriotts Sports Centre	3/12/2014 10:13 AM
32	Nobel School	3/12/2014 9:50 AM
33	Ridlins End Stadium, Woodcock Road, Steveage	3/11/2014 1:40 AM
34	Stevenage leisure Centre	3/9/2014 5:01 AM
35	Stevenage Pool	3/4/2014 9:58 AM

36	Main Hall - Stevenage Leisure Centre	3/4/2014 4:34 AM
37	Stevens leisure centre	2/28/2014 1:30 PM
38	Stevenage main facility	2/28/2014 8:08 AM
39	Stevenage Leisure Centre	2/28/2014 6:15 AM
40	Stevenage Leisure Centre	2/28/2014 2:03 AM
41	Knebworth Park	2/26/2014 7:28 AM
42	Marriott's Gym Club	2/24/2014 3:30 AM
43	Stevenage Leisure Centre	2/24/2014 12:09 AM
44	Poplars - District HQ and Poplars Group	2/23/2014 3:59 PM
45	Stevenage Borough Council	2/23/2014 11:49 AM
46	marriotts school leisure centre	2/23/2014 11:30 AM

Q20 What type of facility is this?

Answered: 48 Skipped: 9



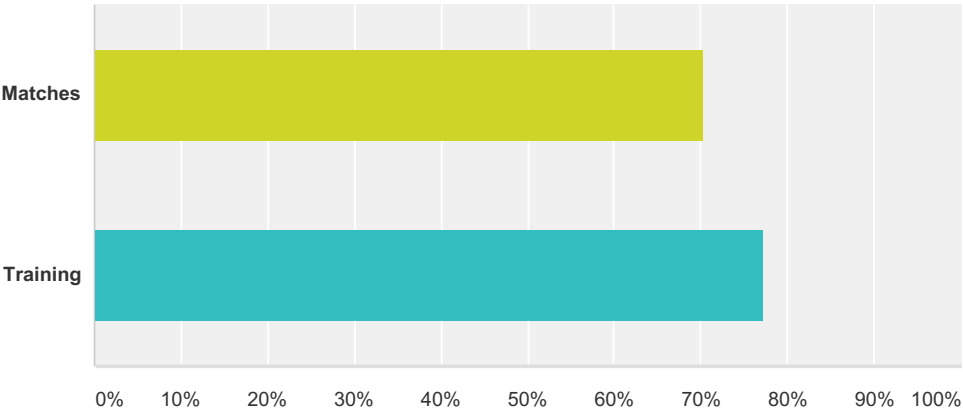
Answer Choices	Responses	
Main sports hall	27.08%	13
Swimming pool	6.25%	3

Activity hall/room	4.17%	2
Other activity space	0.00%	0
Fitness gym	0.00%	0
Artificial grass pitch	2.08%	1
Grass pitch	18.75%	9
Tennis/netball courts	2.08%	1
Multi Use Games Area	0.00%	0
Bowling green	2.08%	1
Indoor tennis	2.08%	1
Athletics track	4.17%	2
Golf course	0.00%	0
Indoor bowls	2.08%	1
Village/community hall	0.00%	0
Countryside and water spaces e.g. lakes and reservoirs	0.00%	0
Other facility type (please specify)	29.17%	14
Total		48

#	Other facility type (please specify)	Date
1	Indoor bowling green that has purpose badminton court mats placed over the surface	3/21/2014 3:23 AM
2	Specially Equipped Gymnastics Hall	3/17/2014 2:56 PM
3	Combination of an artificial grass pitch and 4 grass pitches	3/15/2014 9:15 AM
4	Street meeting point - grassed area on bowling green in old town	3/14/2014 8:09 AM
5	All Weather pitch (astro)	3/14/2014 2:25 AM
6	Facility leased from SBC since 1935	3/13/2014 8:22 AM
7	SHOULD BE ABLE TO CLICK 2 AS ALSO DO TRAINING ON A MUGA THERE.	3/13/2014 7:38 AM
8	All weather astroturf.	3/12/2014 9:50 AM
9	Squash courts	2/28/2014 8:08 AM
10	Squash courts	2/28/2014 6:15 AM
11	Badminton Courts in the Bowls Hall	2/28/2014 2:03 AM
12	We shoot on the lawn in front of the house	2/26/2014 7:28 AM
13	Gym Centre	2/24/2014 3:30 AM
14	it is both an indoors activity area and an outdoors nature area and grassed activity area	2/23/2014 3:59 PM

Q21 Is this facility used for matches and training?

Answered: 44 Skipped: 13



Answer Choices	Responses	
Matches	70.45%	31
Training	77.27%	34
Total Respondents: 44		

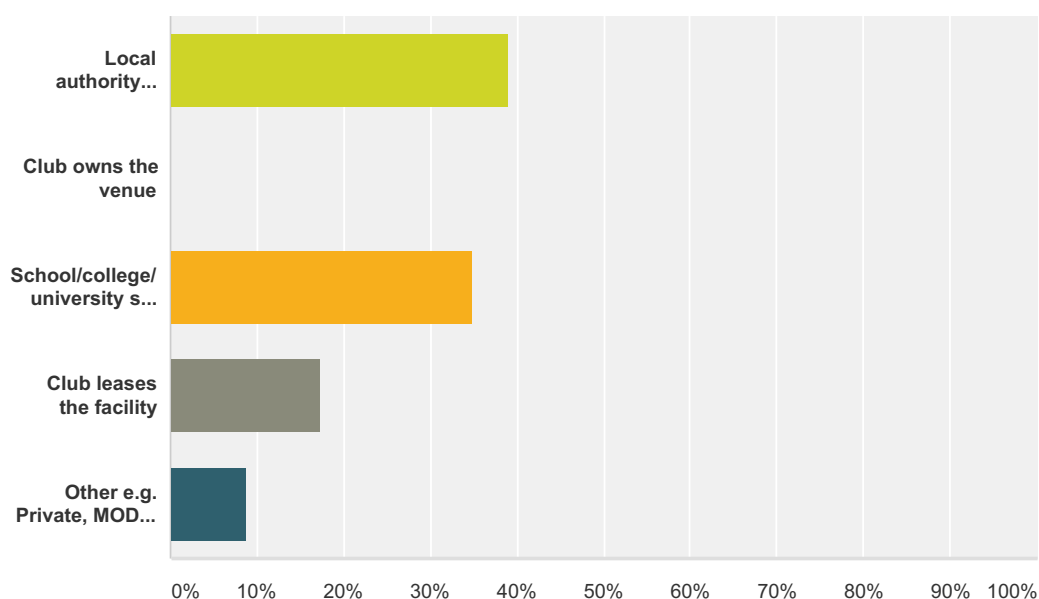
Q22 If this facility is outdoor and is floodlit please provide details of the type of floodlighting e.g. suitable for matches, training or both, and what areas the floodlighting covers (1 pitch, all pitches etc.)

Answered: 12 Skipped: 45

#	Responses	Date
1	we have both indoor and outdoor courts, 2 indoor and 3 floodlit outdoor	9/9/2014 4:22 AM
2	3 pitches which are flood lit, suitable for both matches and training.	3/16/2014 11:34 AM
3	Floodlight for matches and training - all courts	3/15/2014 11:59 AM
4	Floodlights suitable for training and matches, Covers only the artificial grass pitch.	3/15/2014 9:15 AM
5	Floodlighting is in good order and suitable for both training and matches. Covering the astro pitch and surrounding areas.	3/14/2014 2:25 AM
6	1 SMALL PITCH USED FOR TRAINING.	3/14/2014 1:03 AM
7	outdoor bowls green 6 rinks we would like to have flood lighting currently there is none	3/13/2014 10:19 AM
8	no lighting	3/13/2014 8:22 AM
9	N/A	3/13/2014 4:23 AM
10	Suitable for both	3/12/2014 12:43 PM
11	Lights cover all pitch areas.	3/12/2014 9:50 AM
12	Floodlighting covers all areas of the track and are suitable for matches and training	3/11/2014 1:40 AM

Q23 What of the following best describes the ownership/hire arrangements of the facility?

Answered: 46 Skipped: 11

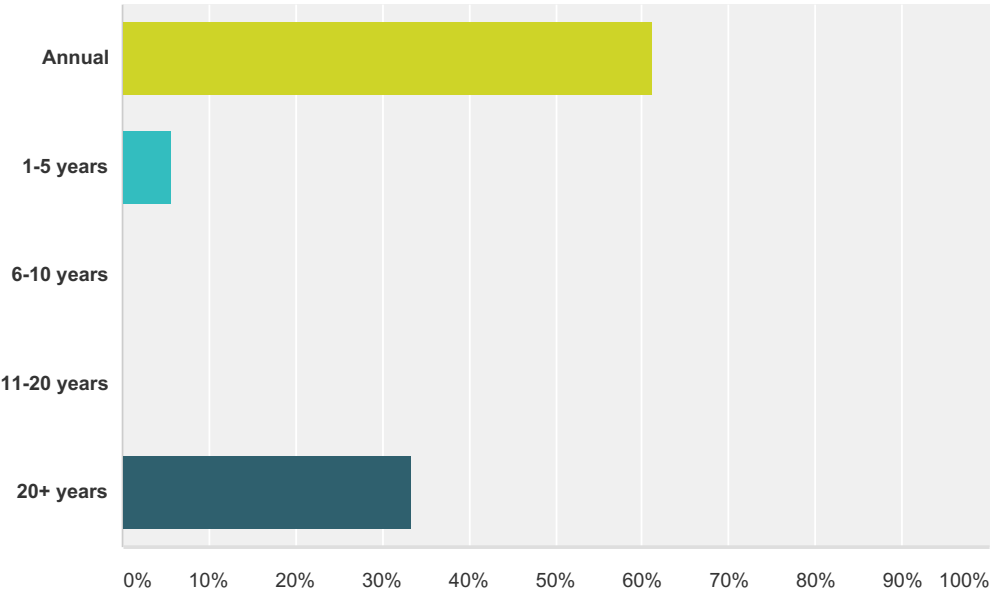


Answer Choices	Responses
Local authority facility bookable on a regular basis (inc. leisure centres, parish council facilities and pitches etc.)	39.13% 18
Club owns the venue	0.00% 0
School/college/university site bookable outside of school hours	34.78% 16
Club leases the facility	17.39% 8
Other e.g. Private, MOD sites (please specify)	8.70% 4
Total	46

#	Other e.g. Private, MOD sites (please specify)	Date
1	School Facility Via Sports Centre. Club has use via Community Use Agreement - payment to Marriotts School	3/17/2014 2:58 PM
2	Private	3/15/2014 9:16 AM
3	ARRANGEMENT WITH THE SCHOOL	3/14/2014 1:04 AM
4	we lease the greens but own the clubhouse - the members built it	3/13/2014 10:20 AM

Q24 If the club leases the facility, how long is the lease for?

Answered: 18 Skipped: 39



Answer Choices	Responses	
Annual	61.11%	11
1-5 years	5.56%	1
6-10 years	0.00%	0
11-20 years	0.00%	0
20+ years	33.33%	6
Total		18

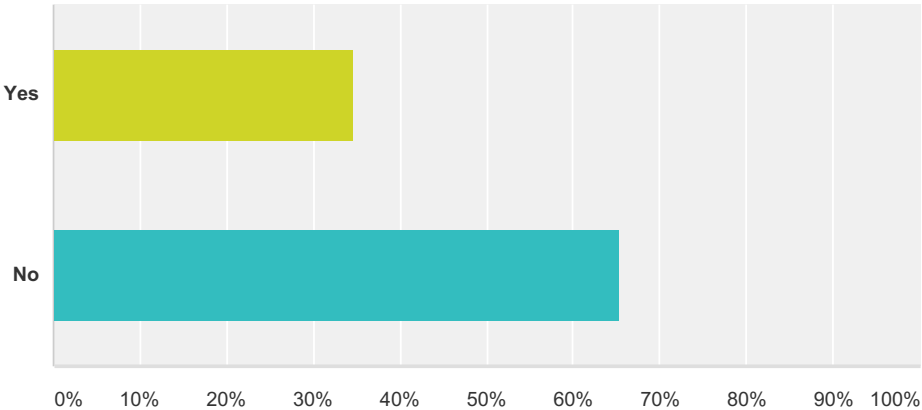
Q25 When is the lease due for renewal? Please state year

Answered: 15 Skipped: 42

#	Responses	Date
1	2039	9/9/2014 4:23 AM
2	Community Use agreement runs for 21 yrs from 2002	3/17/2014 2:58 PM
3	Every year	3/15/2014 9:16 AM
4	End of season	3/15/2014 5:20 AM
5	Not sure but it was recently renewed	3/13/2014 1:01 PM
6	August 2014	3/13/2014 9:41 AM
7	April 2014	3/13/2014 9:11 AM
8	2041	3/13/2014 8:23 AM
9	Linked to new ground planning permission	3/13/2014 8:20 AM
10	N/A	3/13/2014 4:24 AM
11	July 2014	3/12/2014 12:44 PM
12	2014	3/4/2014 9:58 AM
13	April - 6 Monthly contract	3/4/2014 4:35 AM
14	January	2/26/2014 7:29 AM
15	being renewed	2/23/2014 4:04 PM

Q26 Do you sub-let or allow any other clubs to use the facility?

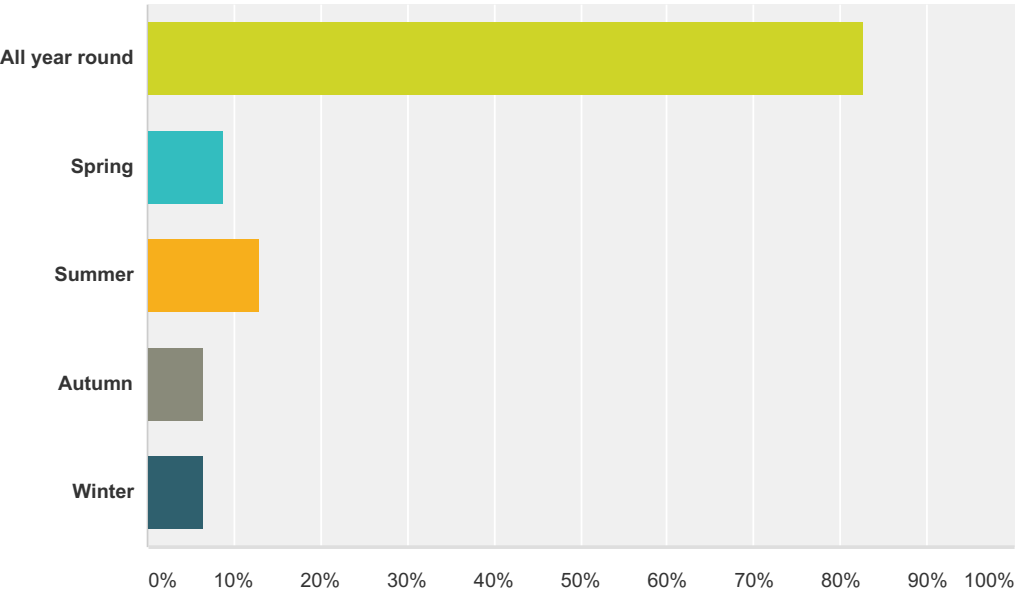
Answered: 26 Skipped: 31



Answer Choices	Responses	
Yes	34.62%	9
No	65.38%	17
Total		26

Q27 How often does your club use the facility? Is this mainly?

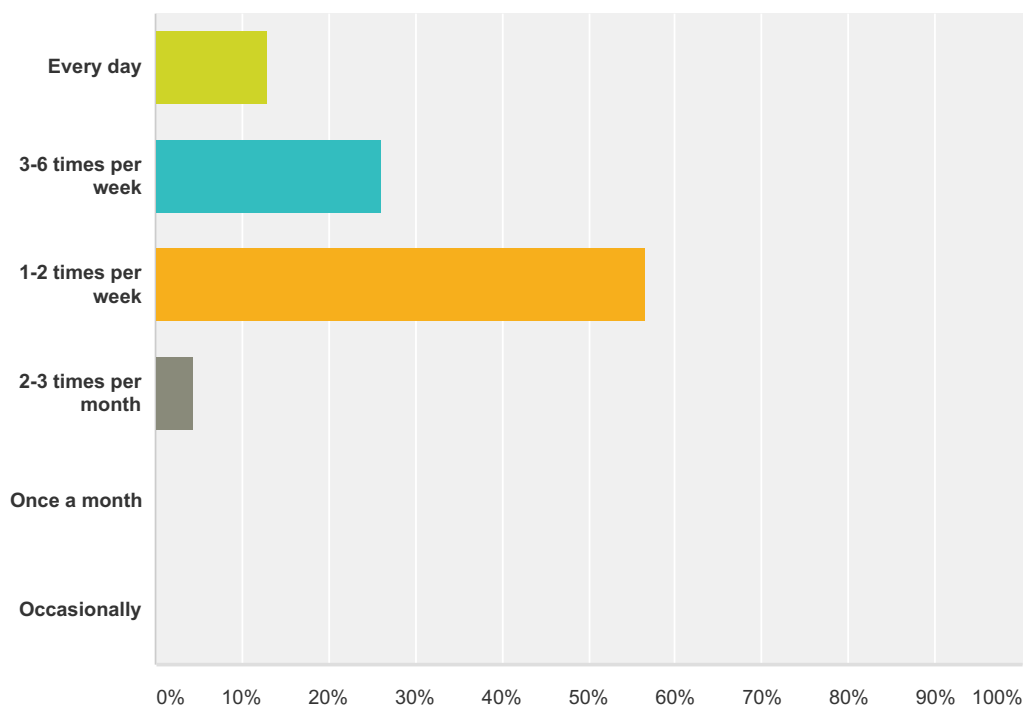
Answered: 46 Skipped: 11



Answer Choices	Responses	
All year round	82.61%	38
Spring	8.70%	4
Summer	13.04%	6
Autumn	6.52%	3
Winter	6.52%	3
Total Respondents: 46		

Q28 How often does your club use the facility during your busy time?

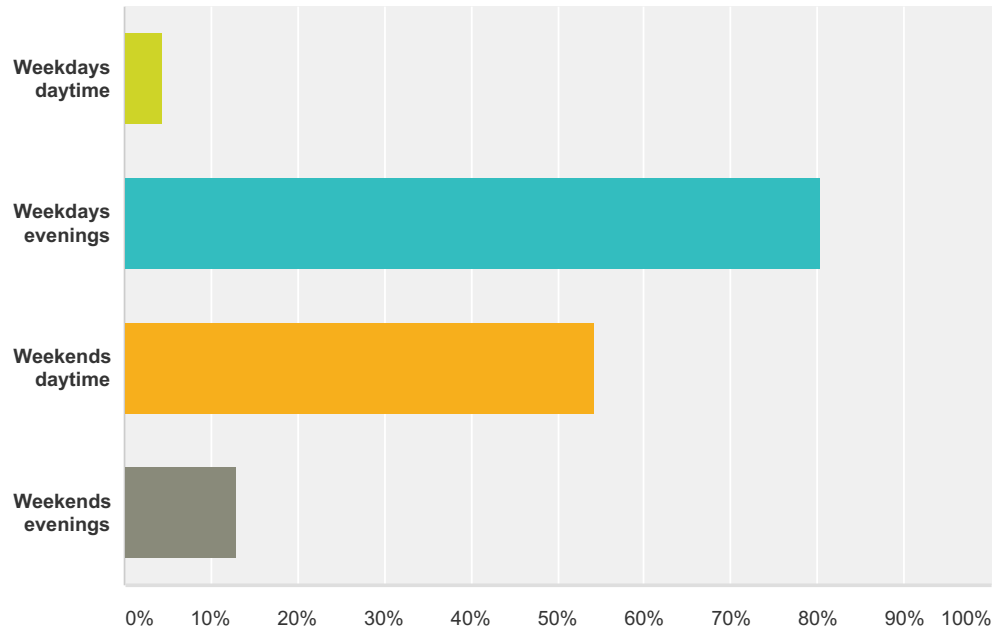
Answered: 46 Skipped: 11



Answer Choices	Responses
Every day	13.04% 6
3-6 times per week	26.09% 12
1-2 times per week	56.52% 26
2-3 times per month	4.35% 2
Once a month	0.00% 0
Occasionally	0.00% 0
Total	46

Q29 When does your club mainly use the facility?

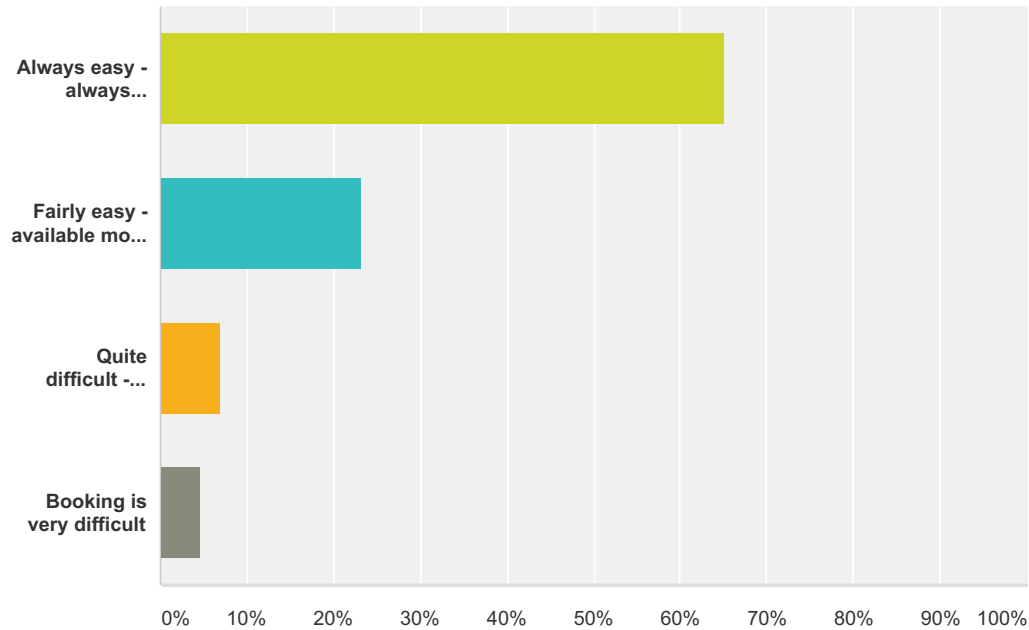
Answered: 46 Skipped: 11



Answer Choices	Responses
Weekdays daytime	4.35%2
Weekdays evenings	80.43%37
Weekends daytime	54.35%25
Weekends evenings	13.04%6
Total Respondents: 46	

Q30 How easy does your club find it to book the facility?

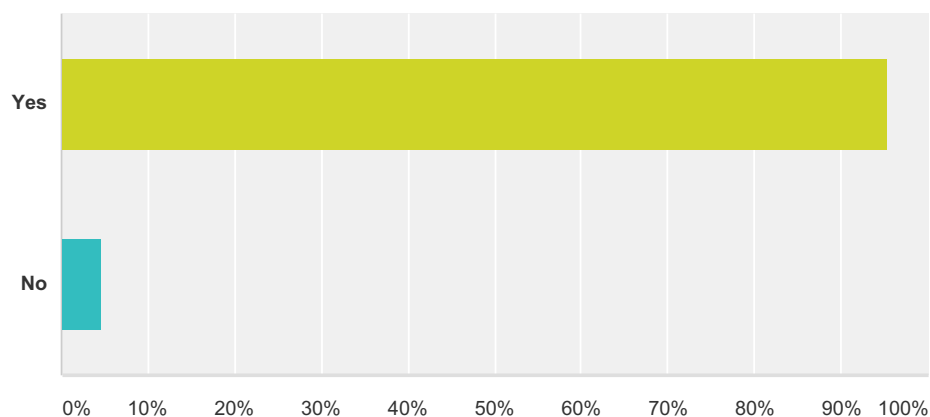
Answered: 43 Skipped: 14



Answer Choices	Responses	
Always easy - always available	65.12%	28
Fairly easy - available most times although some pressure at peak times	23.26%	10
Quite difficult - peak times are often booked	6.98%	3
Booking is very difficult	4.65%	2
Total		43

Q31 Is this facility in your preferred location?

Answered: 44 Skipped: 13



Answer Choices	Responses
Yes	95.45% 42
No	4.55% 2
Total	44

#	If not, where would you prefer to be located:	Date
1	a little more central to the growing population of stevenage	9/9/2014 4:25 AM
2	RE question 28 the clubhouse is used all year but the bowls green from April - Sept	3/13/2014 10:23 AM
3	Stevenage - cheaper to play here than use council pitch	3/13/2014 9:10 AM

Q32 How would you describe the quality of the facility? Please enter details here about the playing/training area only e.g: for grass pitches: is the grass cover good, are the pitches even, bumpy, sloped or damaged. Is there evidence of vandalism, dog fouling, are there uses for things other than sport that affect the playing surface? for built facilities: is the floor even and well maintained, are the line markings clear, is there good lighting, equipment etc.

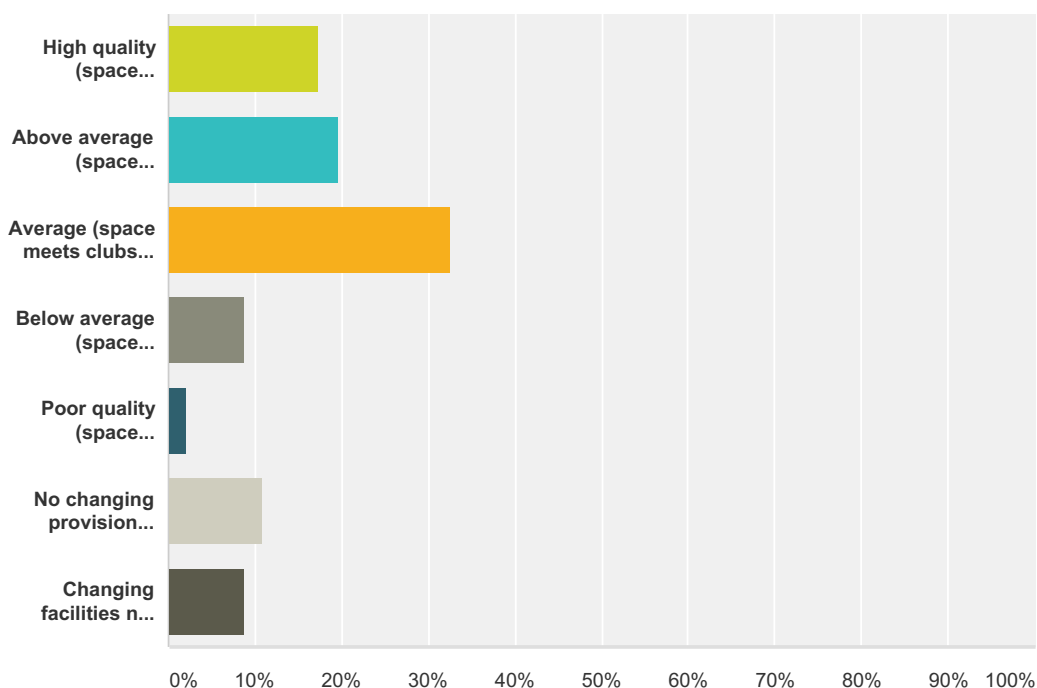
Answered: 41 Skipped: 16

#	Responses	Date
1	the indoor court surface is good quality and we have just resurfaced the outdoor courts. the fabric of the indoor dome is aging and in need of repair and the fan system that maintains the air dome is in urgent need of repair. the outdoor floodlights are reasonable but could be better quality for tennis. The fencing around the outdoor courts is not high quality, it is not high enough and it is not strong enough to hold windbreaks which limits play as we are located in a very windy location.	9/9/2014 4:33 AM
2	well maintained but really needs aircon facilities	3/21/2014 5:05 AM
3	Floor surface for badminton is excellent - the best in the town and the leisure centre this year has purchased two top of the range badminton court mats. the issue is the background walls - these are difficult to pick up the sighting of the shuttles. It needs one of the green runout curtains along both of the walls - so these can be used by the badminton clubs - and then run in and stored so the bowls clubs have the white background walls. the other minor irritant is the part time weekend sport staff need to be ALL trained in how to put up badminton nets properly - too often these are over stretched - which leads to tears/rips and eventually cost issue of new replacements	3/21/2014 3:37 AM
4	Changing rooms are good but could do with update, showers are poor. Pitch is normally very good but in wet weather has a drainage problem. Also problems with small cars, quad bikes etc from local caravan park causing damage to grass surface	3/19/2014 6:03 AM
5	Generally good, but has deteriorated since the School became a PFI facility, however this is now being remedied as the PFI contractor is being pressured to do the appropriate maintenance work	3/17/2014 3:01 PM
6	Facilities are regularly checked	3/17/2014 2:25 AM
7	Very well maintained, slight issues in wet and icy weather as the pitches which are called all weather are not suitable in all conditions.	3/16/2014 11:37 AM
8	Good, well maintained facilities however in winter the courts are sometimes slippery which affects the quality of our training.	3/15/2014 12:02 PM
9	Both grass and artificial grass pitches are in excellent condition. Being a private facility there is no dog fouling.	3/15/2014 9:19 AM
10	Probably could do with some TLC.	3/15/2014 5:22 AM
11	Nobel all weather pitch is in excellent condition, well maintained, clear markings, excellent lighting, secure and we have no comments of a negative nature.	3/14/2014 2:27 AM
12	IT IS FINE TO TRAIN ON	3/14/2014 1:07 AM
13	No issues	3/13/2014 1:03 PM
14	N/A	3/13/2014 11:13 AM
15	The bowls green is currently being maintained by Stevenage Council who have done a good job over the past three years and brought the green up to a good standard - previously it was deteriorating and we had been in danger of losing members after meetings with Sharon Taylor and Cllrs things have improved and membership is increasing as a result	3/13/2014 10:28 AM
16	New hall so in good condition. Lighting generally good but some failed fluorescent tubes at times.	3/13/2014 9:43 AM

17	Very Good	3/13/2014 9:13 AM
18	Good for our level at knights. Most pitches when we play in Stevenage are of poor quality.	3/13/2014 9:11 AM
19	excellent	3/13/2014 8:25 AM
20	Excellent for our sport	3/13/2014 8:23 AM
21	Average - poor showers	3/13/2014 8:11 AM
22	Grass pitch only. No facilities/changing rooms	3/13/2014 7:44 AM
23	SLOPE ON THE GRASS PITCHES, BUT HELPS WITH DRAINAGE. MARKINGS SOMETIMES POOR. EQUIPMENT FINE.	3/13/2014 7:40 AM
24	Very clean and heated.	3/13/2014 7:34 AM
25	Indoor hall hire for 5-a-side football at Stevenage Leisure Centre: The hall floor surface is in a good reasonable condition for our use, however we have a few issues which hamper our session: 1. Walls have obstructions in some places, e.g. small niches where the wall is set back for fire exits and fire hose, also the large curtains hang down from high above - when the football enters these areas it causes the ball to stop or be diverted and disjoints the playing experience. 2. At one side of the hall there are removable seats (installed just 2 or 3 years ago), where the ball can easily get stuck and we cannot retrieve the ball without assistance of the Centre's staff for which we may have to wait a few days for. Therefore we believe this area could have been designed better. 3. Occasionally the hall is not ready for use, e.g. goals and central barriers are not prepared ready for our session - this is an issue we have reported directly to the centre a number of times	3/13/2014 5:45 AM
26	Overall the facility is excellent except for sometimes the floor surface is slippery.	3/13/2014 4:34 AM
27	All weather pitch suitable for our needs including lighting and markings	3/12/2014 1:02 PM
28	Pitches on slight slope.	3/12/2014 12:38 PM
29	The facility and training/competition equipment are kept to a good standard and are well maintained	3/11/2014 1:40 AM
30	The floor is even and well maintained, and line markings are clear. Lighting is harsh and often uneven when fused bulbs are not replaced. (Stevenage Leisure Indoor Bowls Hall)	3/9/2014 5:13 AM
31	satisfactory	3/4/2014 9:59 AM
32	Good size facility, Broken goals and hall is sometime not setup in time.	3/4/2014 4:37 AM
33	Squash courts could do with a refresh. Lighting often poor when tubes fail, until replaced. Walls need more regular repair and repainting.	2/28/2014 8:11 AM
34	Available for us, but it is not maintained completely all of the time. There are odd issues such as lights and holes in the walls now and again.	2/28/2014 6:17 AM
35	The walls are painted white, which for Badminton makes it very difficult to see the shuttlecock. We have requested on several occasions for it to be painted green or another colour. The floors in the bowls are good, the nets too. Apart from the walls, and lack of courts it is a very good facility.	2/28/2014 2:06 AM
36	The grass needs maintenance which unfortunately we are not allowed to do. We have to wait for the estate to do all maintenance.	2/26/2014 7:33 AM
37	Excellent	2/24/2014 3:32 AM
38	Badly patched bowling surface, dirty bowling surface, badly lit and not well maintained. Surface abused by other non-bowlers.	2/24/2014 12:15 AM
39	Good condition	2/23/2014 4:05 PM
40	pitches can get very water logged therefore we have to cancel the match. On a few occasions the wrong size goals have been put up	2/23/2014 11:52 AM
41	Ok	2/23/2014 11:32 AM

Q33 How would you describe the quality of the changing facilities and showers at this facility?

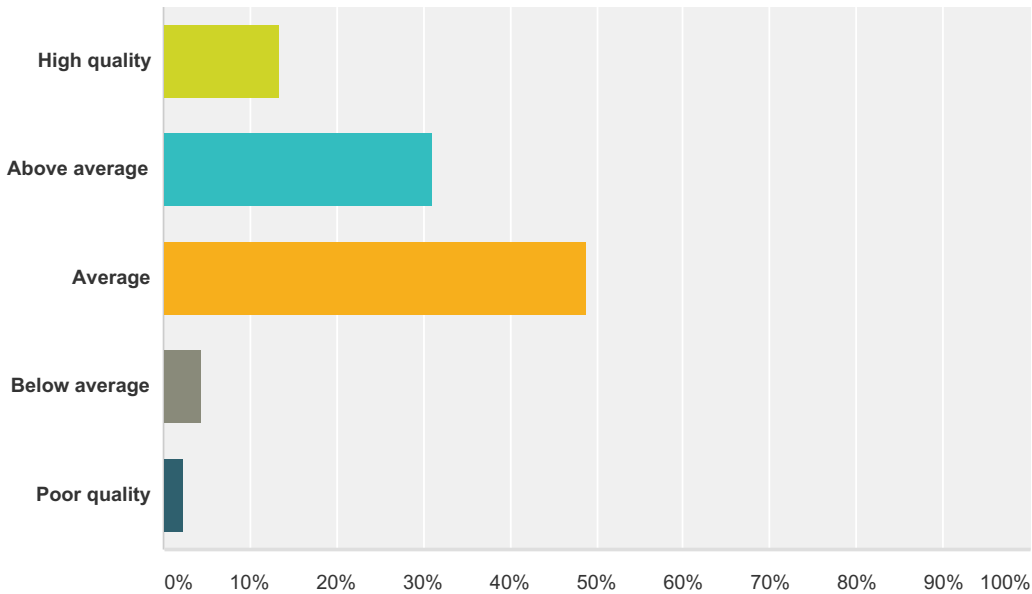
Answered: 46 Skipped: 11



Answer Choices	Responses	
High quality (space significantly exceeds clubs needs)	17.39%	8
Above average (space marginally exceeds clubs needs)	19.57%	9
Average (space meets clubs needs)	32.61%	15
Below average (space marginally below clubs needs)	8.70%	4
Poor quality (space significantly below clubs needs)	2.17%	1
No changing provision available	10.87%	5
Changing facilities not required/not used	8.70%	4
Total		46

Q34 How would you describe the quality of the ancillary facilities?e.g. car park, security, storage etc.

Answered: 45 Skipped: 12



Answer Choices	Responses	
High quality	13.33%	6
Above average	31.11%	14
Average	48.89%	22
Below average	4.44%	2
Poor quality	2.22%	1
Total		45

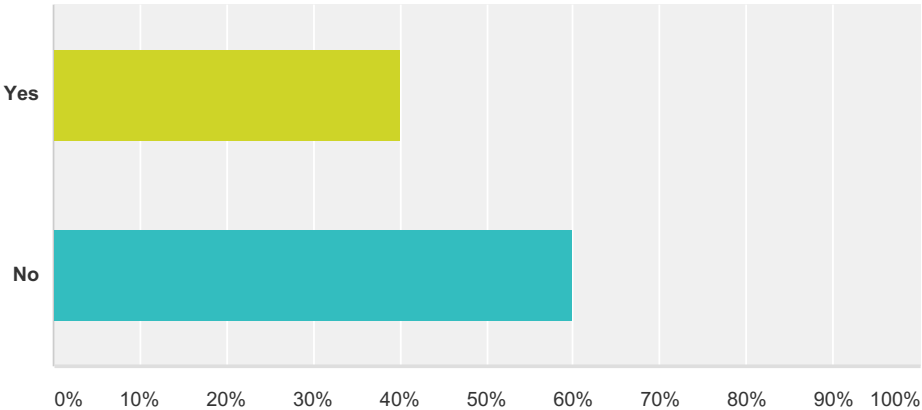
Q35 Please add any other comments you'd like to make about the changing, showers, car parking, storage, security and any other ancillary facilities at this site.

Answered: 16 Skipped: 41

#	Responses	Date
1	car parking is a significant issue limiting growth. the car park is shared with an extremely busy gym which inundates the car park at all crucial times for tennis coaching groups.	9/9/2014 4:33 AM
2	Changing rooms need air-conditioning of some sort as they are too hot.	3/28/2014 8:03 AM
3	Mainly car parking - as costs increasing	3/21/2014 3:37 AM
4	Overall Very good	3/17/2014 3:01 PM
5	Storage is not secure for our club. Lights in one of the car parks are off when some of our members are still leaving the facilities.	3/16/2014 11:37 AM
6	Good car park however accessibility is sometimes an issue as barriers are down which stops parents coming in to collect their children.	3/15/2014 12:02 PM
7	Car parking is plentiful, being next to the Fairlands Valley showground.	3/15/2014 9:19 AM
8	More car park space requirde	3/14/2014 12:38 AM
9	Car parking is a serious issue particularly when the inter works teams are playing at home and we have visiting teams and Cricket is also taking place.	3/13/2014 10:28 AM
10	N/A	3/13/2014 4:34 AM
11	The car park is suitable for training evenings (although often nearly full) but there are problems that need addressing for matches. Additional car parking is required and a provision for coaches to be parked elsewhere. Drainage problems mean additional toilets are required for some matches at an additional cost, difficult for the club to afford. A purpose built clubroom and gym with additional toilets would solve this problem.	3/11/2014 1:40 AM
12	The showers are consantly in a poor state repair.	3/9/2014 5:13 AM
13	Seperate mens showers would be good	3/4/2014 4:37 AM
14	The storage facilities belong to us and not the park and we are limited by the park to what we can have and do.	2/26/2014 7:33 AM
15	cost of car parking is high for regular users.	2/24/2014 12:15 AM
16	toilet facilities are barely adequate	2/23/2014 4:05 PM

Q36 Do you have another facility/site that your club uses that you need to add?

Answered: 45 Skipped: 12



Answer Choices	Responses	
Yes	40.00%	18
No	60.00%	27
Total		45

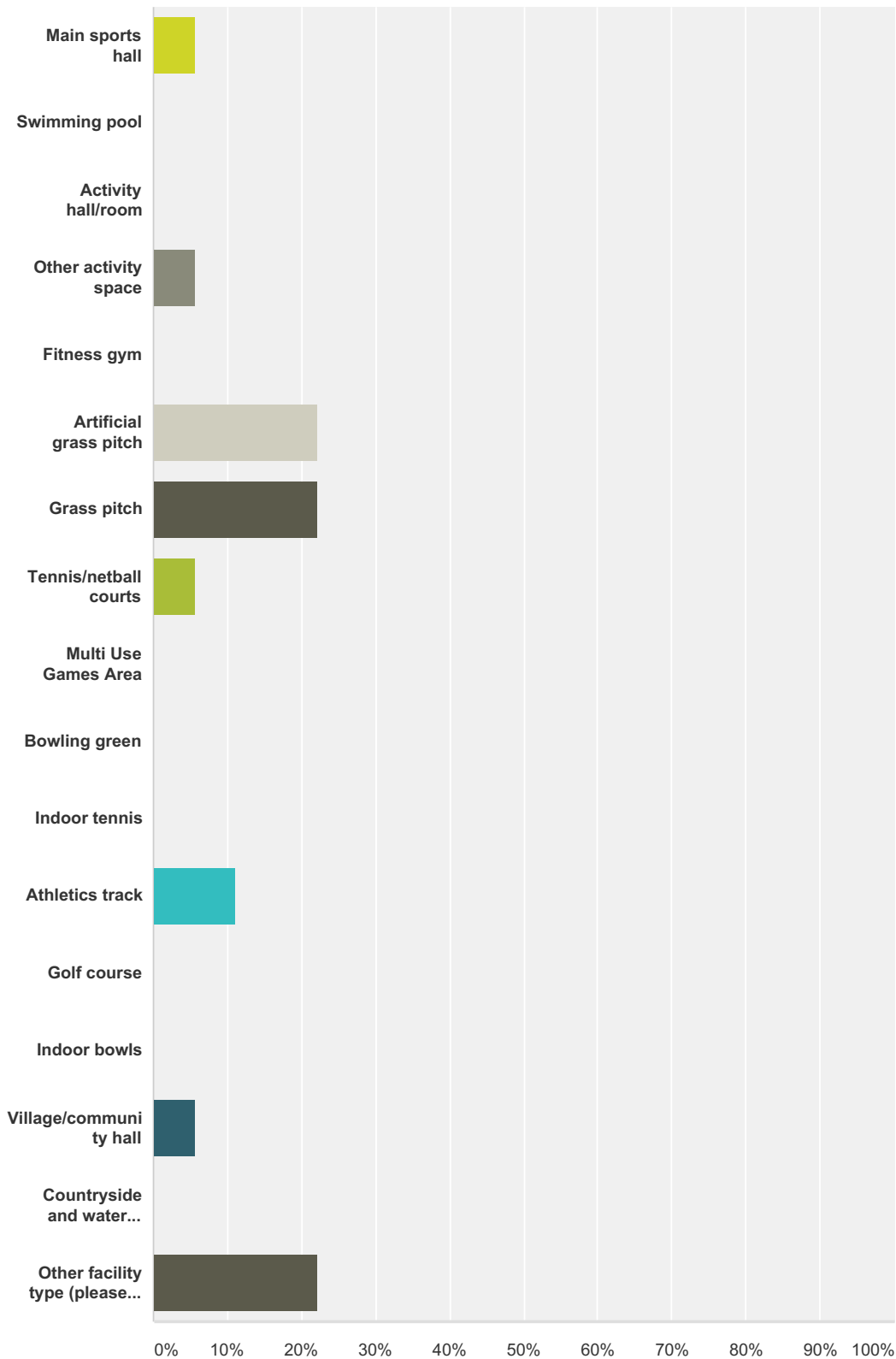
Q37 What is the name of the site/facility? Your 2nd site

Answered: 19 Skipped: 38

#	Responses	Date
1	nobel school	9/9/2014 4:35 AM
2	Knebworth Recreation Ground	3/28/2014 8:03 AM
3	archer road community centre	3/21/2014 6:10 AM
4	Epsom Close Playing Fields	3/15/2014 9:20 AM
5	Nobel School	3/15/2014 5:23 AM
6	Fairlands Valley Park	3/14/2014 8:11 AM
7	Wodson Park, Ware	3/14/2014 2:28 AM
8	THE AKADEMY	3/14/2014 1:08 AM
9	Ridlins	3/14/2014 12:38 AM
10	KGV playing fields	3/13/2014 1:04 PM
11	King George V Playing Fields	3/13/2014 8:26 AM
12	Aston CC	3/13/2014 8:23 AM
13	Round diamond school	3/13/2014 7:45 AM
14	Wodson Park Ware	3/12/2014 1:03 PM
15	Nobel School	3/12/2014 12:41 PM
16	Ridlins	3/12/2014 10:15 AM
17	Odyssey Health Club, bowls hall	2/26/2014 7:34 AM
18	North Herts Leisure Centre	2/24/2014 3:32 AM
19	5th Stevenage at Shephall View, Fairlands Valley Park	2/23/2014 4:07 PM

Q38 What type of facility is this?

Answered: 18 Skipped: 39



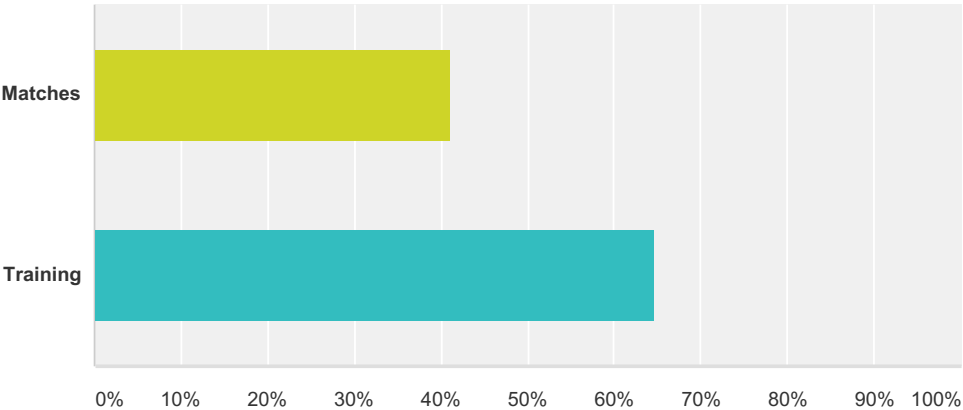
Answer Choices	Responses	
Main sports hall	5.56%	1
Swimming pool	0.00%	0

Activity hall/room	0.00%	0
Other activity space	5.56%	1
Fitness gym	0.00%	0
Artificial grass pitch	22.22%	4
Grass pitch	22.22%	4
Tennis/netball courts	5.56%	1
Multi Use Games Area	0.00%	0
Bowling green	0.00%	0
Indoor tennis	0.00%	0
Athletics track	11.11%	2
Golf course	0.00%	0
Indoor bowls	0.00%	0
Village/community hall	5.56%	1
Countryside and water spaces e.g. lakes and reservoirs	0.00%	0
Other facility type (please specify)	22.22%	4
Total		18

#	Other facility type (please specify)	Date
1	Park cafe meeting point	3/14/2014 8:11 AM
2	All weather pitch (astro)	3/14/2014 2:28 AM
3	Astro turf pitch, NOT 3g though	3/12/2014 12:41 PM
4	activity hall with outdoor space	2/23/2014 4:07 PM

Q39 Is this facility used for matches and training?

Answered: 17 Skipped: 40



Answer Choices	Responses	
Matches	41.18%	7
Training	64.71%	11
Total Respondents: 17		

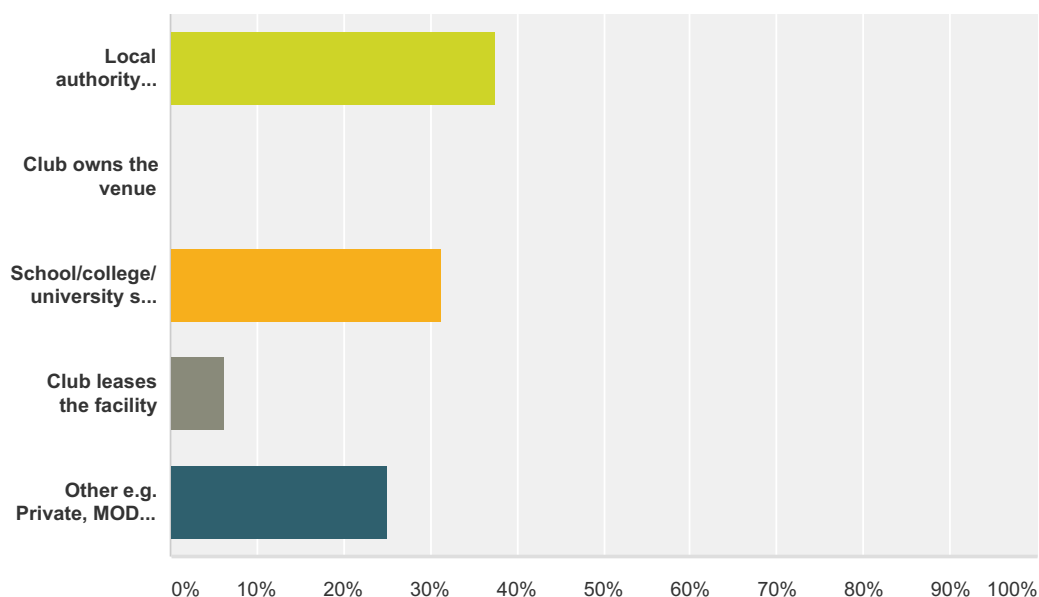
Q40 If this facility is outdoor and is floodlit please provide details of the type of floodlighting e.g. suitable for matches, training or both, and what areas the floodlighting covers (1 pitch, all pitches etc.)

Answered: 9 Skipped: 48

#	Responses	Date
1	no floodlighting, the surface is not high quality and the line markings are not the correct and type for tennis courts	9/9/2014 4:35 AM
2	No floodlights.	3/15/2014 9:20 AM
3	Floodlighting for training and matches covers 1 pitch	3/15/2014 5:23 AM
4	Floodlight yes for matches and covers pitch area.	3/14/2014 2:28 AM
5	FLOODLIT 3G PITCH	3/14/2014 1:08 AM
6	Competition grade lights	3/14/2014 12:38 AM
7	no floodlighting	3/13/2014 8:26 AM
8	Suitable for both but only used for matches	3/12/2014 1:03 PM
9	Well lit standard type lights covers whole pitch.	3/12/2014 12:41 PM

Q41 What of the following best describes the ownership/hire arrangements of the facility?

Answered: 16 Skipped: 41

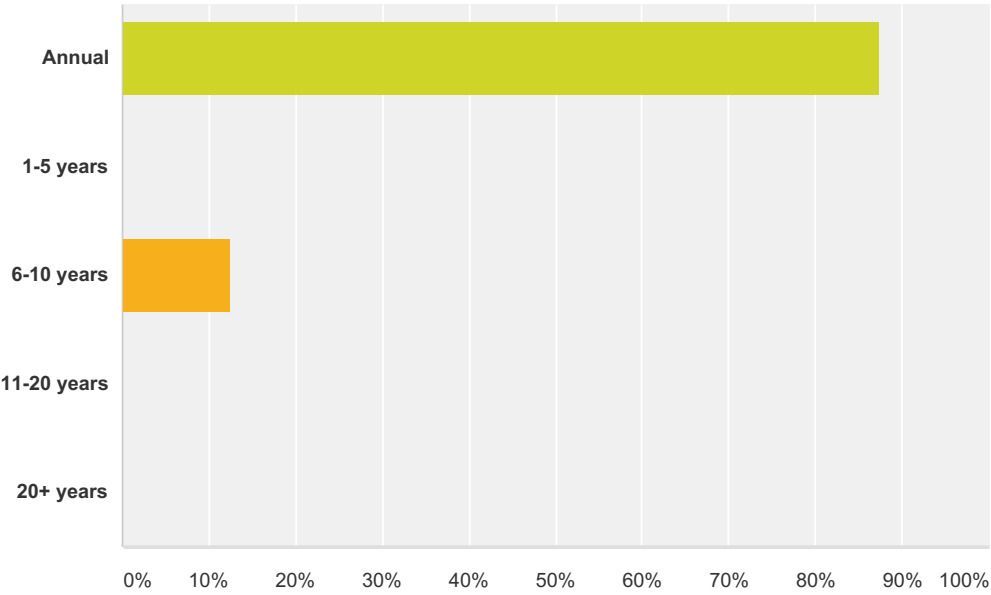


Answer Choices	Responses
Local authority facility bookable on a regular basis (inc. leisure centres, parish council facilities and pitches etc.)	37.50% 6
Club owns the venue	0.00% 0
School/college/university site bookable outside of school hours	31.25% 5
Club leases the facility	6.25% 1
Other e.g. Private, MOD sites (please specify)	25.00% 4
Total	16

#	Other e.g. Private, MOD sites (please specify)	Date
1	RENT PITCH ON WEEKLY BASIS	3/14/2014 1:09 AM
2	Hires ground	3/13/2014 8:25 AM
3	Private health Club.	2/26/2014 7:35 AM
4	lease not renewed pending asset transfer and development options for SBC	2/23/2014 4:09 PM

Q42 If the club leases the facility, how long is the lease for?

Answered: 8 Skipped: 49



Answer Choices	Responses	
Annual	87.50%	7
1-5 years	0.00%	0
6-10 years	12.50%	1
11-20 years	0.00%	0
20+ years	0.00%	0
Total		8

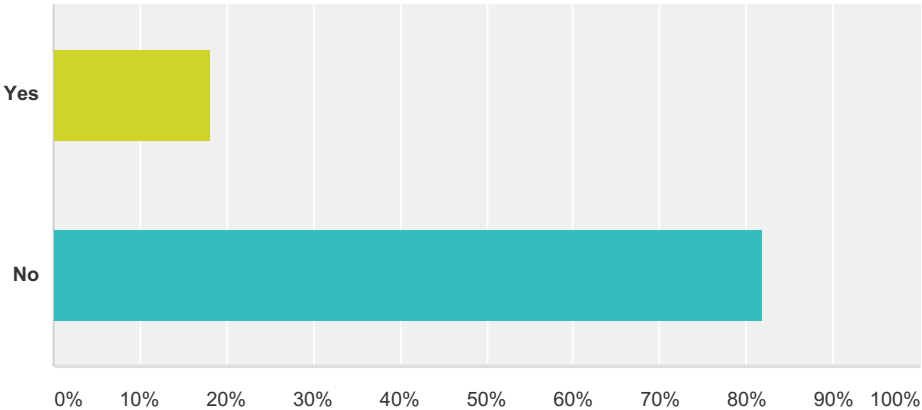
Q43 When is the lease due for renewal?
Please state year

Answered: 7 Skipped: 50

#	Responses	Date
1	2019	3/15/2014 9:21 AM
2	September	3/15/2014 5:23 AM
3	2015	3/13/2014 8:26 AM
4	Yearly arrangement	3/13/2014 8:25 AM
5	July 2014	3/12/2014 1:04 PM
6	April 2014.	2/26/2014 7:35 AM
7	Being negotiated now - looking for 25 years	2/23/2014 4:09 PM

Q44 Do you sub-let or allow any other clubs to use the facility?

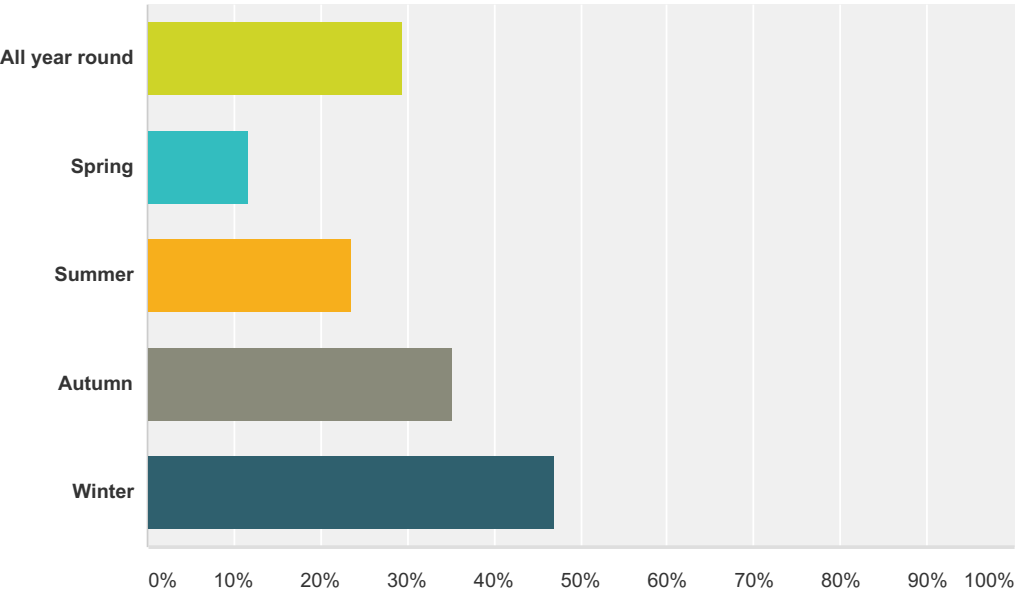
Answered: 11 Skipped: 46



Answer Choices	Responses	
Yes	18.18%	2
No	81.82%	9
Total		11

Q45 How often does your club use the facility? Is this mainly?

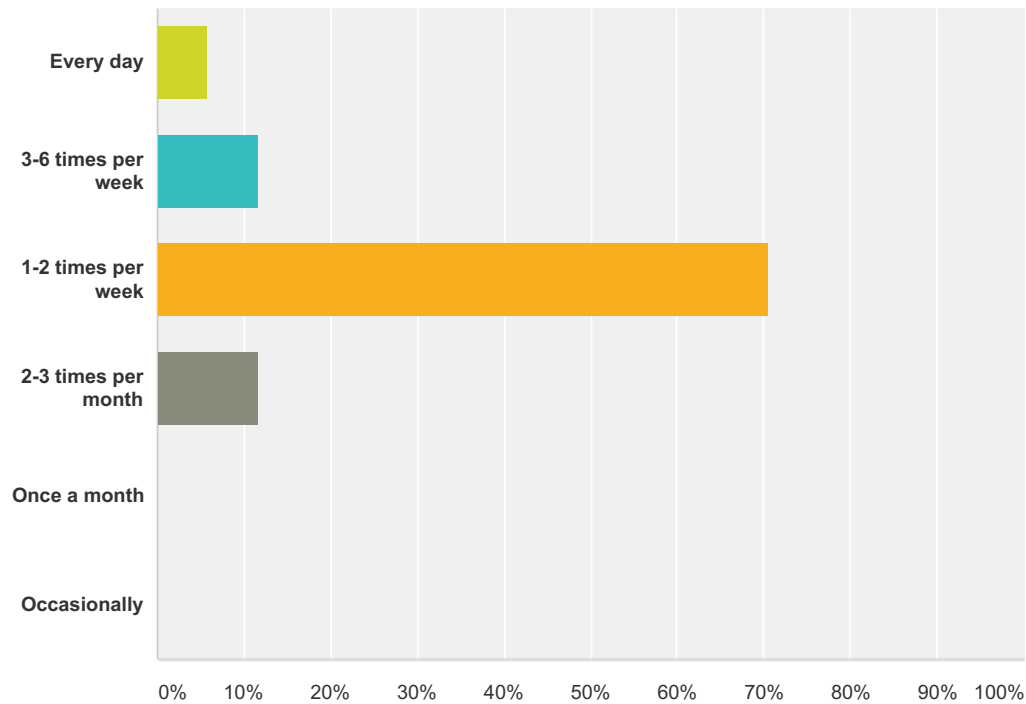
Answered: 17 Skipped: 40



Answer Choices	Responses
All year round	29.41%5
Spring	11.76%2
Summer	23.53%4
Autumn	35.29%6
Winter	47.06%8
Total Respondents: 17	

Q46 How often does your club use the facility during your busy time?

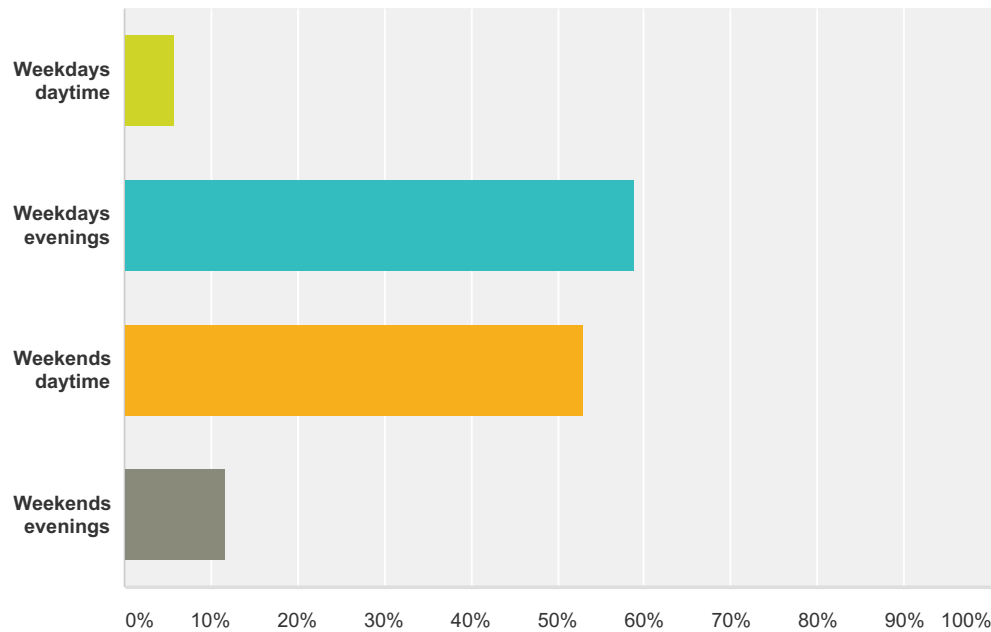
Answered: 17 Skipped: 40



Answer Choices	Responses	
Every day	5.88%	1
3-6 times per week	11.76%	2
1-2 times per week	70.59%	12
2-3 times per month	11.76%	2
Once a month	0.00%	0
Occasionally	0.00%	0
Total		17

Q47 When does your club mainly use the facility?

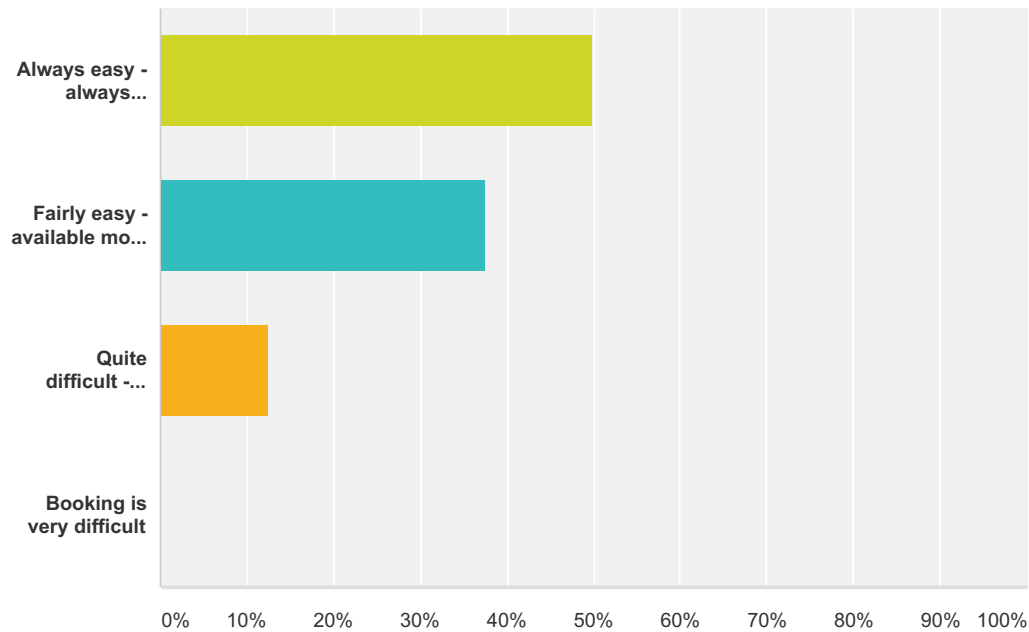
Answered: 17 Skipped: 40



Answer Choices	Responses
Weekdays daytime	5.88%1
Weekdays evenings	58.82%10
Weekends daytime	52.94%9
Weekends evenings	11.76%2
Total Respondents: 17	

Q48 How easy does your club find it to book the facility?

Answered: 16 Skipped: 41



Answer Choices	Responses	
Always easy - always available	50.00%	8
Fairly easy - available most times although some pressure at peak times	37.50%	6
Quite difficult - peak times are often booked	12.50%	2
Booking is very difficult	0.00%	0
Total		16

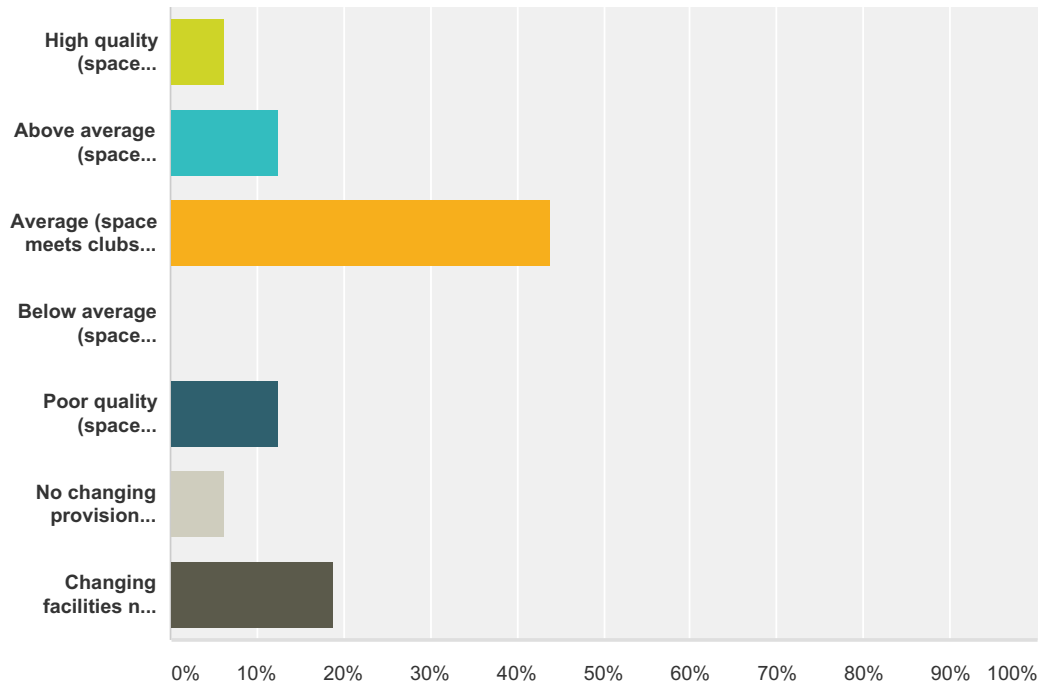
Q49 How would you describe the quality of the facility? Please enter details here about the playing/training area only e.g: for grass pitches: is the grass cover good, are the pitches even, bumpy, sloped or damaged. Is there evidence of vandalism, dog fouling, are there uses for things other than sport that affect the playing surface? for built facilities: is the floor even and well maintained, are the line markings clear, is there good lighting, equipment etc.

Answered: 16 Skipped: 41

#	Responses	Date
1	the court surface is not great for tennis and the line markings are inappropriate	9/9/2014 4:36 AM
2	Enough room for 3/4 mini-soccer pitches, dependent on size but the pitches become easily waterlogged and there is always a lot of fouling to clear up before matches because the area is used by local residents.	3/15/2014 9:24 AM
3	Well maintained	3/15/2014 5:25 AM
4	Use it as a meeting point and start for our main events attracting 2-500 cyclists three times a year Normally good but for our main events could do with more toilets and access to changing facilities.	3/14/2014 8:14 AM
5	The astro is suitable for league games, it maintained to a playable standard but generally the quality of the astro turf itself is not the best, it is coming to it's end of it's life and will need re-surfacing in the next 3 years.	3/14/2014 2:31 AM
6	VERY WELL MAINTAINED, FLOODLIT, WELL MARKED OUT	3/14/2014 1:11 AM
7	Top	3/14/2014 12:39 AM
8	Litter and dog fouling a problem.	3/13/2014 1:06 PM
9	Cricket square - very good Outfield - poor, underlating, requires more regular cutting	3/13/2014 8:30 AM
10	Fine for our needs	3/13/2014 8:28 AM
11	Very good	3/13/2014 7:47 AM
12	Average AWP facility	3/12/2014 1:05 PM
13	Good track which is well maintained	3/12/2014 10:16 AM
14	The facility is unheated, poorly lit but well maintained.	2/26/2014 7:37 AM
15	Poor lighting	2/24/2014 3:33 AM
16	facilities in decent condition, but need renovation and upgrading	2/23/2014 4:10 PM

Q50 How would you describe the quality of the changing facilities and showers at this facility?

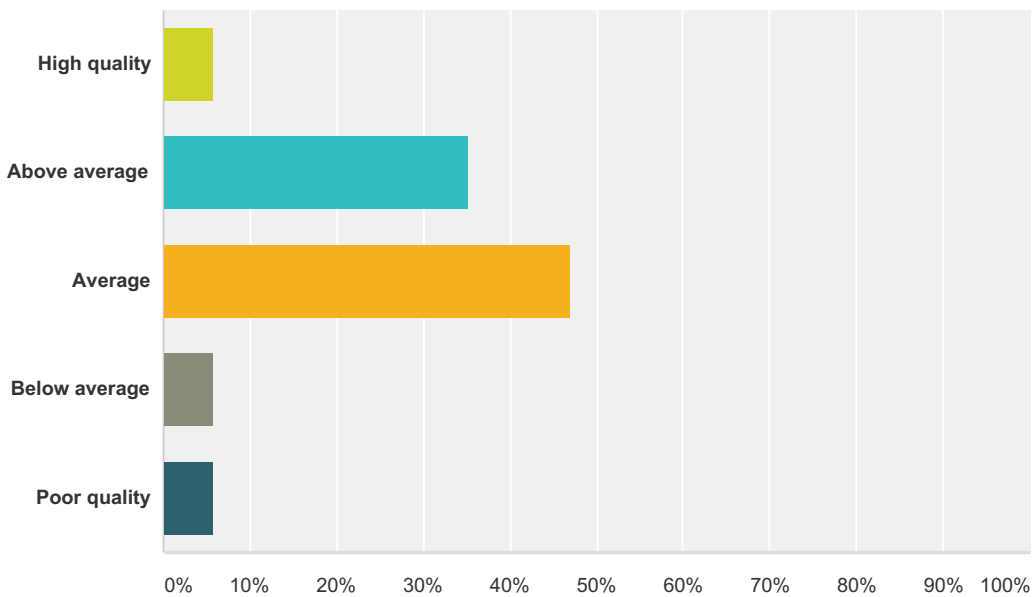
Answered: 16 Skipped: 41



Answer Choices	Responses	
High quality (space significantly exceeds clubs needs)	6.25%	1
Above average (space marginally exceeds clubs needs)	12.50%	2
Average (space meets clubs needs)	43.75%	7
Below average (space marginally below clubs needs)	0.00%	0
Poor quality (space significantly below clubs needs)	12.50%	2
No changing provision available	6.25%	1
Changing facilities not required/not used	18.75%	3
Total		16

Q51 How would you describe the quality of the ancillary facilities?e.g. car park, security, storage etc.

Answered: 17 Skipped: 40



Answer Choices	Responses
High quality	5.88%1
Above average	35.29%6
Average	47.06%8
Below average	5.88%1
Poor quality	5.88%1
Total	17

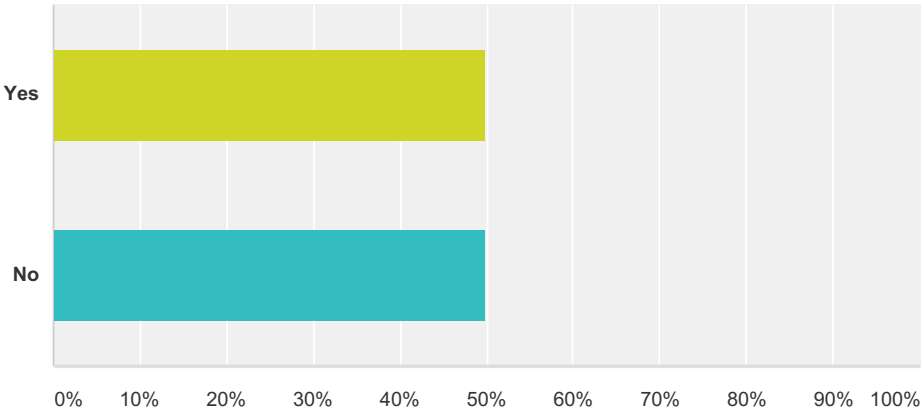
Q52 Please add any other comments you'd like to make about the changing, showers, car parking, storage, security and any other ancillary facilities at this site.

Answered: 5 Skipped: 52

#	Responses	Date
1	Local residents use car park on match days, which reduces the spaces available.	3/15/2014 9:24 AM
2	This venue is used as overflow for hockey matches that are "home" to our club, having to travel to Ware (which can take over 30 minutes) for a home game is not ideal.	3/14/2014 2:31 AM
3	Public walking across the pitch during matches is a regular problem	3/13/2014 1:06 PM
4	need water available freely	2/24/2014 3:33 AM
5	use of nearby grassed area e.g. for football	2/23/2014 4:10 PM

Q53 Do you have another facility/site that your club uses that you need to add?

Answered: 16 Skipped: 41



Answer Choices	Responses	
Yes	50.00%	8
No	50.00%	8
Total		16

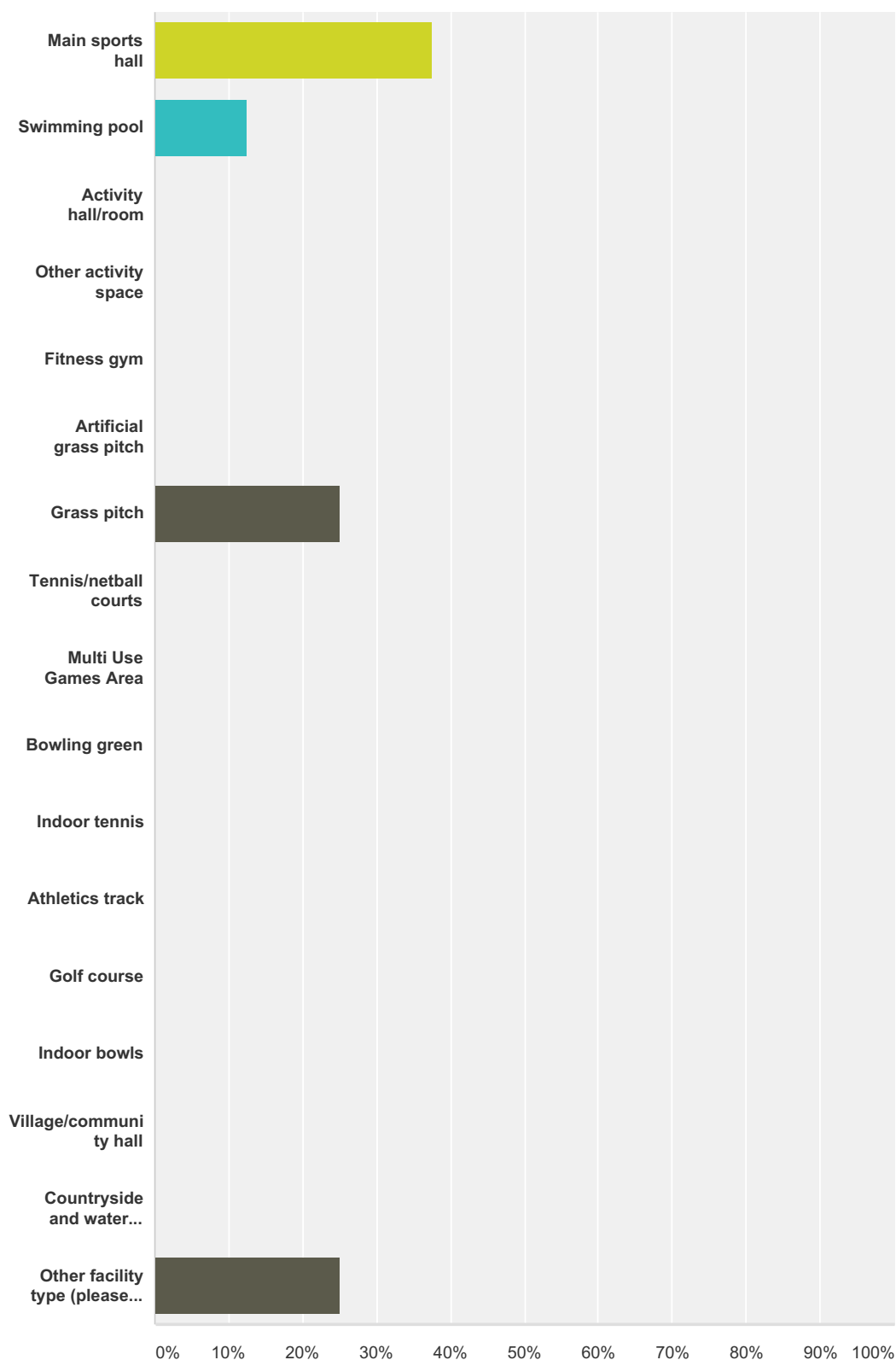
**Q54 What is the name of the site/facility?
Your 3rd site**

Answered: 7 Skipped: 50

#	Responses	Date
1	Barnwell School Leisure Centre	3/15/2014 9:25 AM
2	John Henry Newman Astro	3/14/2014 2:32 AM
3	GILES JUNIOR SCHOOL	3/14/2014 1:13 AM
4	Hitchin swim centre	3/14/2014 12:40 AM
5	St Christopher's school, letchworth	3/13/2014 1:06 PM
6	Nobel School Sportshall	3/13/2014 8:31 AM
7	7th Stevenage at Nokeside, Broadwater	2/23/2014 4:11 PM

Q55 What type of facility is this?

Answered: 8 Skipped: 49



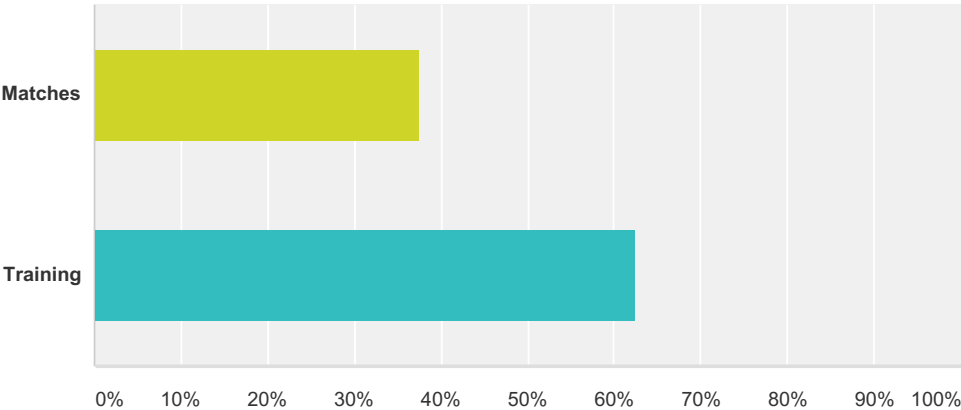
Answer Choices	Responses
Main sports hall	37.50% 3
Swimming pool	12.50% 1

Activity hall/room	0.00%	0
Other activity space	0.00%	0
Fitness gym	0.00%	0
Artificial grass pitch	0.00%	0
Grass pitch	25.00%	2
Tennis/netball courts	0.00%	0
Multi Use Games Area	0.00%	0
Bowling green	0.00%	0
Indoor tennis	0.00%	0
Athletics track	0.00%	0
Golf course	0.00%	0
Indoor bowls	0.00%	0
Village/community hall	0.00%	0
Countryside and water spaces e.g. lakes and reservoirs	0.00%	0
Other facility type (please specify)	25.00%	2
Total		8

#	Other facility type (please specify)	Date
1	All Weather pitch (astro)	3/14/2014 2:32 AM
2	indoor area and outdoor area	2/23/2014 4:11 PM

Q56 Is this facility used for matches and training?

Answered: 8 Skipped: 49



Answer Choices	Responses
Matches	37.50%3
Training	62.50%5
Total Respondents: 8	

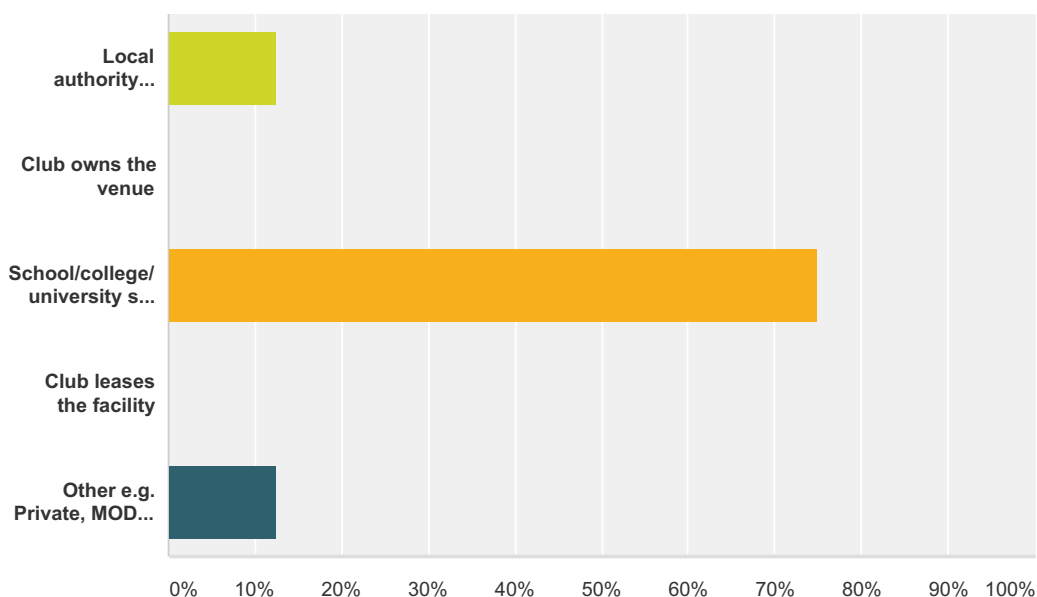
Q57 If this facility is outdoor and is floodlit please provide details of the type of floodlighting e.g. suitable for matches, training or both, and what areas the floodlighting covers (1 pitch, all pitches etc.)

Answered: 4 Skipped: 53

#	Responses	Date
1	Not outdoor	3/15/2014 9:25 AM
2	Floodlit till 8pm. cover pitch area.	3/14/2014 2:32 AM
3	SUITABLE FOR MATCHES DURING DAYLIGHT HOURS	3/14/2014 1:13 AM
4	indoor	3/13/2014 8:31 AM

Q58 What of the following best describes the ownership/hire arrangements of the facility?

Answered: 8 Skipped: 49

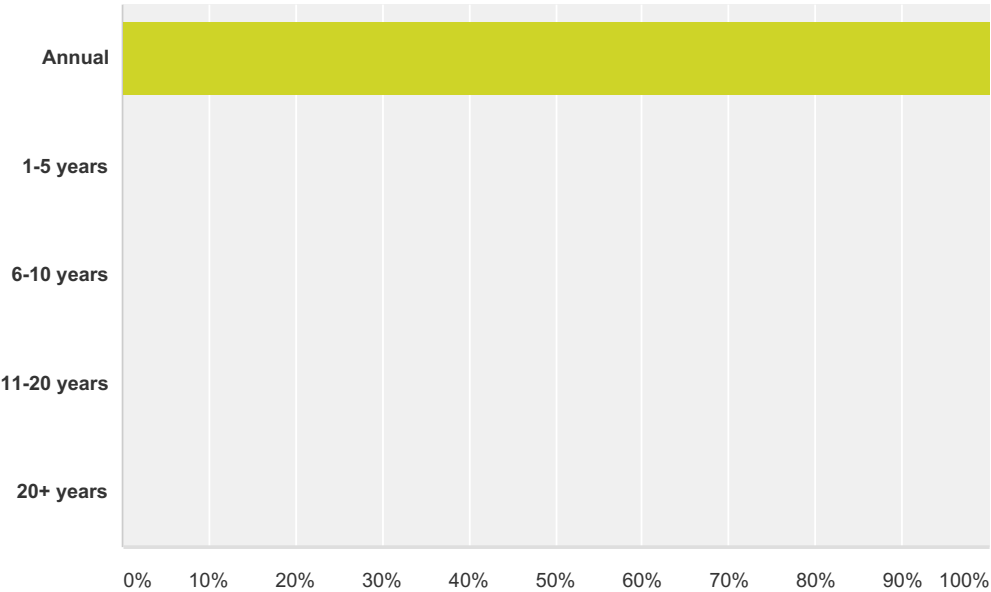


Answer Choices	Responses
Local authority facility bookable on a regular basis (inc. leisure centres, parish council facilities and pitches etc.)	12.50% 1
Club owns the venue	0.00% 0
School/college/university site bookable outside of school hours only	75.00% 6
Club leases the facility	0.00% 0
Other e.g. Private, MOD sites (please specify)	12.50% 1
Total	8

#	Other e.g. Private, MOD sites (please specify)	Date
1	SBC not renew lease at this time	2/23/2014 4:12 PM

Q59 If the club leases the facility, how long is the lease for?

Answered: 2 Skipped: 55



Answer Choices	Responses	
Annual	100.00%	2
1-5 years	0.00%	0
6-10 years	0.00%	0
11-20 years	0.00%	0
20+ years	0.00%	0
Total		2

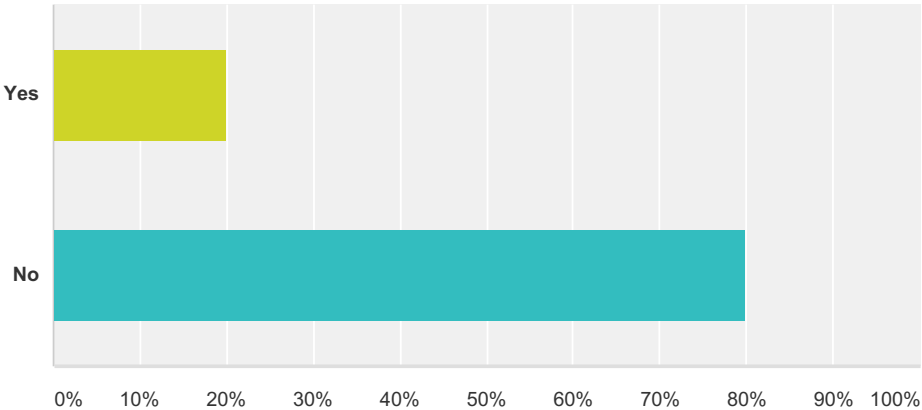
Q60 When is the lease due for renewal?
Please state year

Answered: 2 Skipped: 55

#	Responses	Date
1	September 2014	3/13/2014 8:31 AM
2	Seeking lease post community asset review	2/23/2014 4:12 PM

Q61 Do you sub-let or allow any other clubs to use the facility?

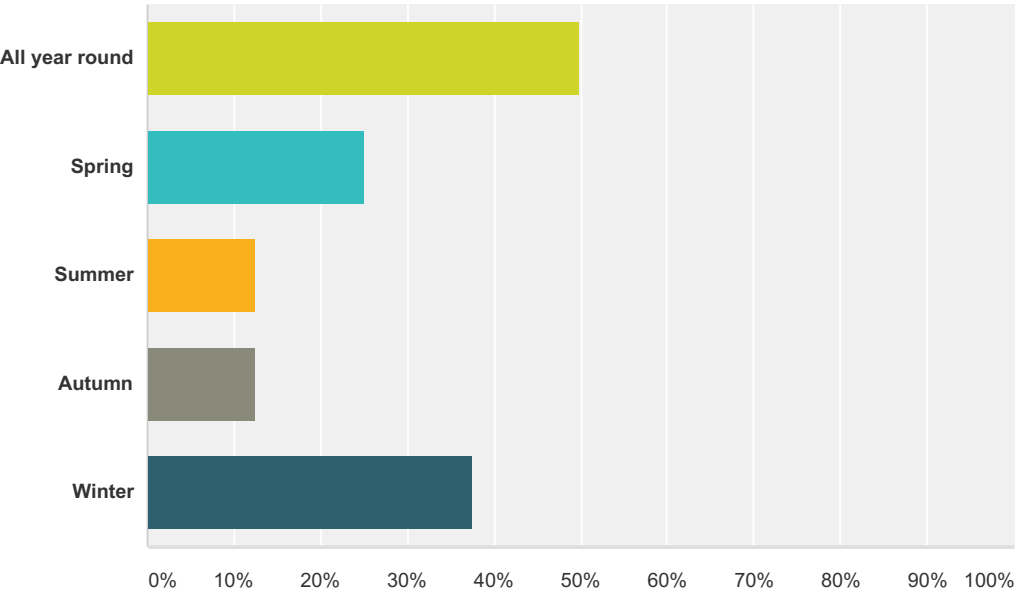
Answered: 5 Skipped: 52



Answer Choices	Responses	
Yes	20.00%	1
No	80.00%	4
Total		5

Q62 How often does your club use the facility? Is this mainly?

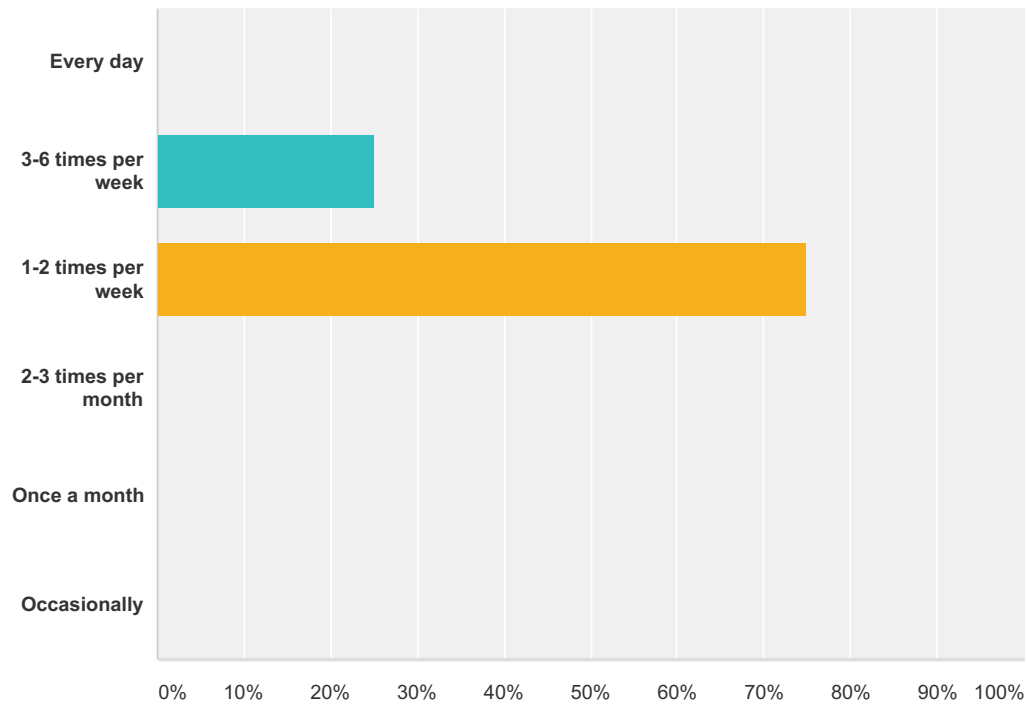
Answered: 8 Skipped: 49



Answer Choices	Responses	
All year round	50.00%	4
Spring	25.00%	2
Summer	12.50%	1
Autumn	12.50%	1
Winter	37.50%	3
Total Respondents: 8		

Q63 How often does your club use the facility during your busy time?

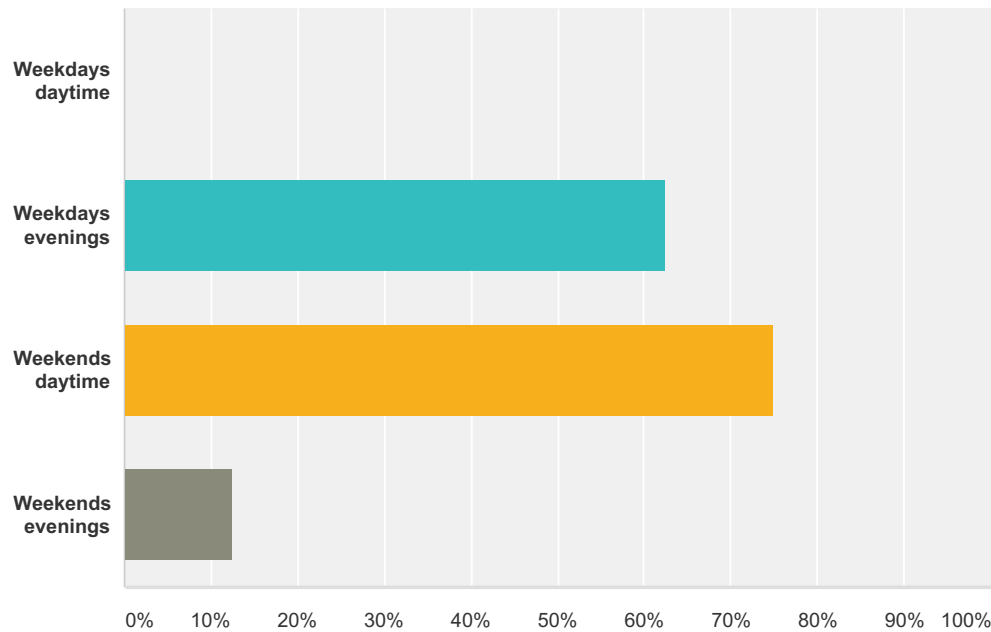
Answered: 8 Skipped: 49



Answer Choices	Responses	
Every day	0.00%	0
3-6 times per week	25.00%	2
1-2 times per week	75.00%	6
2-3 times per month	0.00%	0
Once a month	0.00%	0
Occasionally	0.00%	0
Total		8

Q64 When does your club mainly use the facility?

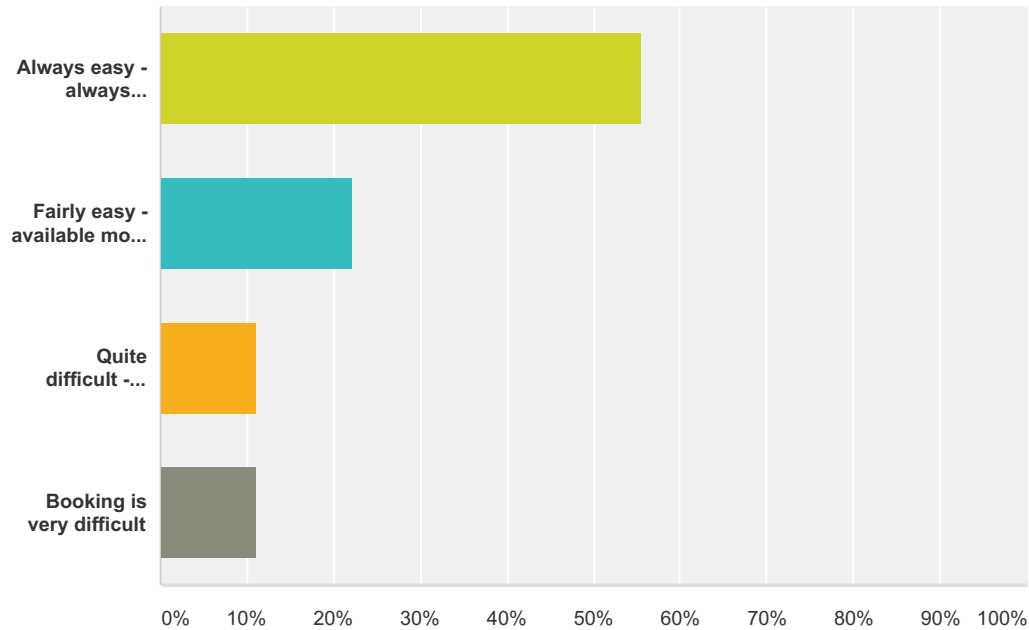
Answered: 8 Skipped: 49



Answer Choices	Responses
Weekdays daytime	0.00%0
Weekdays evenings	62.50%5
Weekends daytime	75.00%6
Weekends evenings	12.50%1
Total Respondents: 8	

Q65 How easy does your club find it to book the facility?

Answered: 9 Skipped: 48



Answer Choices	Responses	
Always easy - always available	55.56%	5
Fairly easy - available most times although some pressure at peak times	22.22%	2
Quite difficult - peak times are often booked	11.11%	1
Booking is very difficult	11.11%	1
Total		9

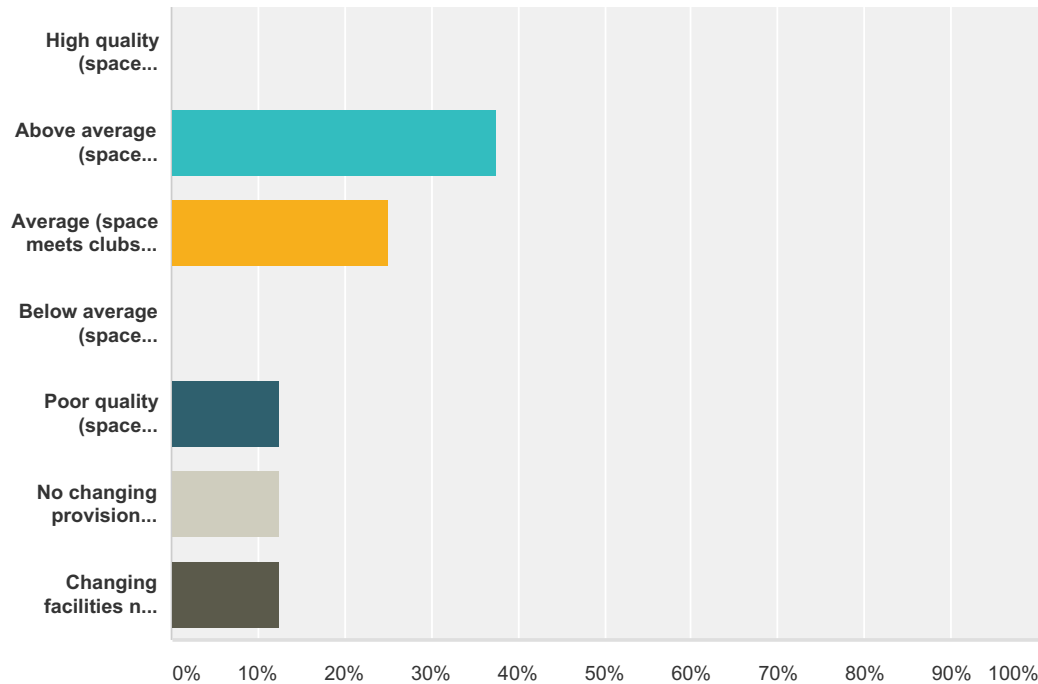
Q66 How would you describe the quality of the facility? Please enter details here about the playing/training area only e.g: for grass pitches: is the grass cover good, are the pitches even, bumpy, sloped or damaged. Is there evidence of vandalism, dog fouling, are there uses for things other than sport that affect the playing surface? for built facilities: is the floor even and well maintained, are the line markings clear, is there good lighting, equipment etc.

Answered: 6 Skipped: 51

#	Responses	Date
1	Floor slightly uneven but useable. Lighting good.	3/15/2014 9:27 AM
2	Astro has recently (in the last year) been refurbished (part funded by school / council) but since August 2013 we have not been allowed access or booking of this facility so do not know what state it is in. When we last used it (aug 13) it the astro surface was fir for play in good condition but the fencing and security was very poor.	3/14/2014 2:35 AM
3	VERY WELL MAINTAINED JUNIOR SIZE GLITCH	3/14/2014 1:15 AM
4	No issues	3/13/2014 1:07 PM
5	New Indoor above average	3/13/2014 8:33 AM
6	Fairly dilapidated and in need of upgrading	2/23/2014 4:13 PM

Q67 How would you describe the quality of the changing facilities and showers at this facility?

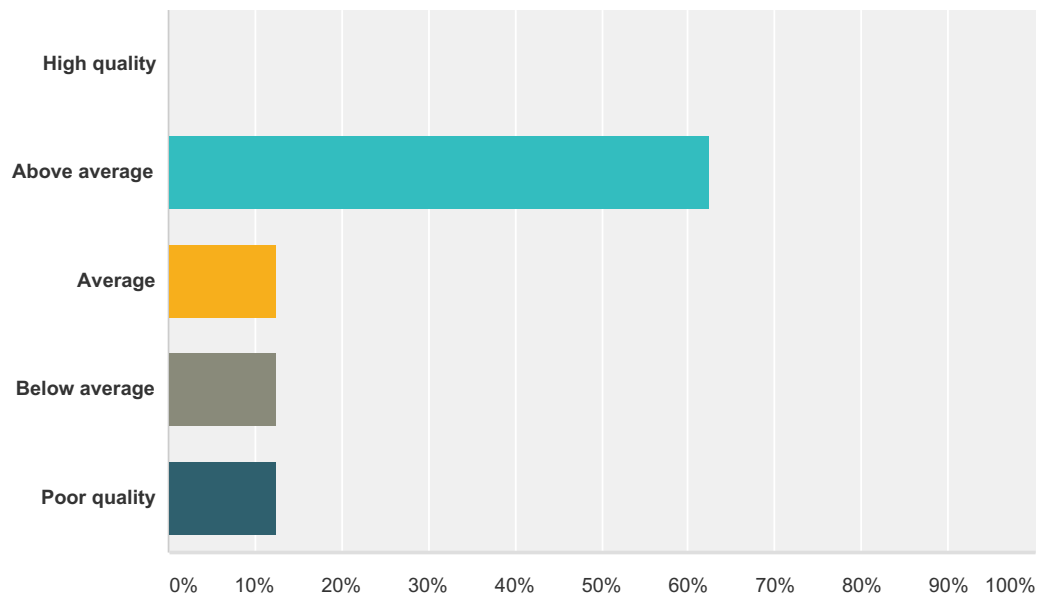
Answered: 8 Skipped: 49



Answer Choices	Responses	
High quality (space significantly exceeds clubs needs)	0.00%	0
Above average (space marginally exceeds clubs needs)	37.50%	3
Average (space meets clubs needs)	25.00%	2
Below average (space marginally below clubs needs)	0.00%	0
Poor quality (space significantly below clubs needs)	12.50%	1
No changing provision available	12.50%	1
Changing facilities not required/not used	12.50%	1
Total		8

Q68 How would you describe the quality of the ancillary facilities?e.g. car park, security, storage etc.

Answered: 8 Skipped: 49



Answer Choices	Responses
High quality	0.00%0
Above average	62.50%5
Average	12.50%1
Below average	12.50%1
Poor quality	12.50%1
Total	8

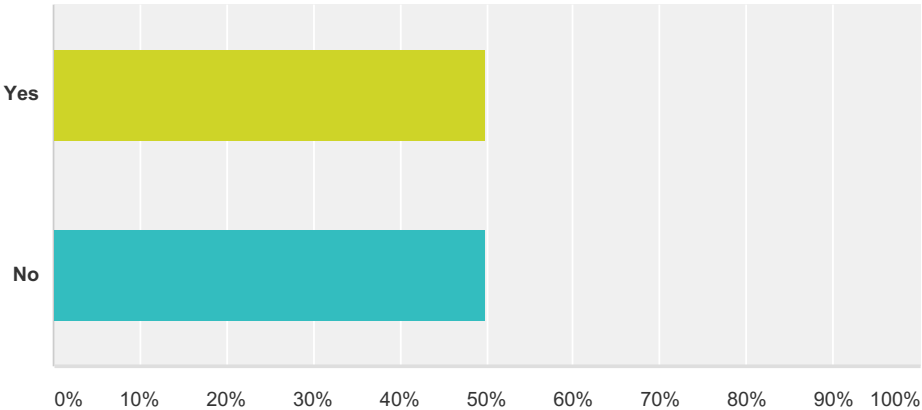
Q69 Please add any other comments you'd like to make about the changing, showers, car parking, storage, security and any other ancillary facilities at this site.

Answered: 4 Skipped: 53

#	Responses	Date
1	Showers fine. Sometimes we have to wait whilst school events finish, despite having paid for the booking!	3/15/2014 9:27 AM
2	It would be nice to be able to use this facility as we are having to travel to Ware instead as JHN refuse sports bookings on the astro since SLL are no longer involved.	3/14/2014 2:35 AM
3	Always in need of a clean. Training rooms dirty, water quality poor, poolside always dirty and littered	3/14/2014 12:42 AM
4	limited storage available	3/13/2014 8:33 AM

Q70 Do you have another facility/site that your club uses that you need to add?

Answered: 8 Skipped: 49



Answer Choices	Responses
Yes	50.00%4
No	50.00%4
Total	8

Q104 Please let us know if you have any other issues/problems you have in relation to the sites where you play and train.

Answered: 24 Skipped: 33

#	Responses	Date
1	indoor courts are significantly oversubscribed at peak times which are weekdays 4-10pm and all day weekends	9/9/2014 4:38 AM
2	See replies in the boxes. Just want to add - the excellent friendly sports reception staff - and the leisure centre has recovered from the fire. The use of emails has improved communications as we are no longer plagued by last minute cancellations. The main issue is the letting of the bowls hall for childrens' birthday parties but we recognise in these financially difficult times that there is a need for the leisure centre spaces to get maximum use Brian Salisbury Trumps Badminton Club Secretary	3/21/2014 3:39 AM
3	Not enough pool time available to expand our weekly training which is necessary with increasing membership	3/17/2014 2:26 AM
4	The club relies on volunteers, all coaches are unpaid and on average dedicate 5 hours per week to the club through training, match play and administration. We are desperate for more coaches to be able to offer more playing and community opportunities.	3/15/2014 12:04 PM
5	Just that the pitches at Epsom Close playing fields are often unplayable.	3/15/2014 9:30 AM
6	We also use council pitches which are in need a lot of TLC.	3/15/2014 5:26 AM
7	As i've mentioned in my other responses: Up until Aug 2013 Nobel was our 1st pitch, JHN our 2nd. Since SLL are no longer at JHN we have not been able to use the All weather pitch on site and very much need to. We struggle to fot all weekend matches in at Nobel as we have 6 mens teams and 5 ladies teams and our club is growing. Should we wish to grow another team or two - we have nowhere for them to play. Please can we have some assistance in using JHN for Saturday matches. We have tried talking directly to them with no luck.	3/14/2014 2:39 AM
8	None	3/13/2014 11:13 AM
9	Parking is our main concern and flood lighting would also help a great deal with training sessions. We would like to become more involved with schools and getting younger people involved in the sport, perhaps also helping carers and the dis-advantaged	3/13/2014 10:30 AM
10	No issues	3/13/2014 9:43 AM
11	Cost of playing in stevenage led us to move to knights for our home games.	3/13/2014 9:12 AM
12	KGV Playing Fields maintained by Stevenage Borough Council is a site poorly maintained with minimum security. As a cricket facility it has a non cricketing environment	3/13/2014 8:37 AM
13	Weather has severely limited our ability to play at weekends on our pitches. But 3G artificial pitches are far too expensive to hire	3/13/2014 7:49 AM
14	We are looking to expand the club but there is no scope at the moment to have anymore sessions where we are, we also train in a dance studio once a week which isn't adequate height wise to our needs.	3/13/2014 7:35 AM
15	No issues/problems	3/13/2014 4:38 AM
16	We hear the Wodson facility at Ware will be converted to a football AWP which leaves us without a second all weather hockey pitch were this to happen.	3/12/2014 1:07 PM
17	Council pitches leave a lot to be desired and are expensive.	3/12/2014 12:43 PM
18	None	3/9/2014 5:14 AM
19	To ensure the hall is setup and ready on time inc curtains etc.	3/4/2014 4:38 AM
20	1. Stevenage Leisure Centre (SLC) booking out the SPORTS facilities in the SPORTS HALLS for NON sports related events. We would like to see the SPORTS hall used for SPORT. 2. SLC limiting our ability to expand, even though the courts are not currently booked out on a block booking basis. 3. Although not as big a problem as the previous 2, it would be good if we could get different colour walls in the Badminton areas other than white.	2/28/2014 2:08 AM
21	We are currently looking for a new indoor shooting venue as we understand that our existing venue is to be re-developed shortly .	2/26/2014 7:39 AM

22	Staff don't know how to play our game so don't understand our problems. They tend to judge our complaints as being a nuisance	2/24/2014 12:17 AM
23	Biggest issue is resolving leases and security of tenure whilst SBC confirms and implements commercial and community asset transfers	2/23/2014 4:21 PM
24	Cost of facility	2/23/2014 11:33 AM

APPENDIX 5

Sport England Design Guidance Sports Halls Sizes

Extract from Sport England Design Guidance Note on Sports Hall Design and Layouts, 2012

Overview of numbers of courts* / levels of play for nominal hall sizes						
Sport and level of play category**	4 Court hall (34.5 x 20.0 x 7.5 m)	5 Court hall (40.6 x 21.35 x 7.5 m)	8 Court hall (40.0 x 34.5 x 8.3 m)	10 Court hall (40.6 x 42.7 x 9.0 m)	12 Court hall (60.0 x 34.5 x 9.0 m)	15 Court hall (64.05 x 40.6 x 9.0 m)
	General notes: <ul style="list-style-type: none">• Unless noted otherwise all sizes include for team / officials zones but DO NOT include for any spectator provision.• The number of courts noted for each hall size does not take into account the additional option of inclusion of 'Show Court' overlays.					
Badminton (with 1 dividing net per 4 or 5 court module)						
International ¹	4 ²⁺³	4 ²	8 ²	8	12	12
Premier ¹	4 ²	5 ²	8 ²	10	12	15
Club ¹	4	5	8	10	12	15
Community ¹	4	5	8	10	12	15
Basketball						
International	-	-	1	1	2	2
Premier	-	-	1	1	2	2
Club	1	1	2	2	3	3
Community ⁴	1	1	2	2	3	3
Reduced court size ⁵	2	2	4	4	6	6
Cricket practice / Indoor cricket						
Community ⁶	4	4	8	8	12	12
Gymnastics						
International	-	-	-	O	P	P
Premier	P	P	1	1/2P	1/3P	1/3P
Club	P	1	1	1/2P	1/3P	1/3P
Community	1	1	2	2	3	3
Five-a-side football / Futsal						
International	-	-	P	P	1	1
Premier	P	P	1	1	3	3
Club	1	1	2	2	3	3
Community	1	1	2	2	3	3
Handball						
International	-	-	-	1	1	1
Premier	-	1	1	2	1	3
Club	-	1	1	2	1	3
Community	1	1	2	2	3	3
Indoor hockey						
International	-	-	-	1	1	1
Premier	-	P	P	1	1	1
Club	-	P	P	1	1	1
Community	1 Unihoc	1 Unihoc	1 Unihoc	2	1	2
Korfball						
International	-	-	-	-	1	1
Premier	-	-	1	1	1	2
Club	-	-	1	1	1	2
Community	1	1	2	2	3	3
Netball						
International ^{7 / 8}	0	0	1	1	1	1
Premier	0	1 ⁹	1	2 ⁹	1	3 ¹⁰
Club	1 ¹¹	1 ⁹	2 ¹⁰	2 ⁹	3 ¹¹	3 ¹⁰
Community	1	1	2	2	3	3
Sports hall athletics						
International	-	-	-	P	1P	1P
Premier	P	P	2P	2P	3P	3P
Club	P	P	2P	2P	3P	3P
Community	P	P	2P	2P	3P	3P
Volleyball						
International	0	0	1	1	2	2
Premier	1	1	2	2	3	3
Club	1	1	2	2	3	3
Community ⁴	1	1	2	2	3	3
Training courts ⁴	2P	2P	4P	4P	6P	6P

* Indicative court numbers are an update of the previous revision and should be checked against the space requirements for the individual sports to be accommodated.

** See Appendix 4 of 'Developing the Right Sports Hall' for guidance on the level of play category for each sport.

*** P = Below space standard for competition play recommended by the governing body, but suitable for practice and training.

APPENDIX 6
Sports Halls Facilities Planning Model National Run
2014 Report

Strategic Assessment of need for
Sports Hall Provision in Stevenage

Facilities Planning Model

National Run

2014 Profile Report

Date of report

April 2014

Contents

PAGE	TITLE
3	Introduction
4	Supply of Sports Halls
6	Demand for Sports Halls
7	Supply and Demand Balance
8	Satisfied Demand
10	Unmet Demand
14	Used Capacity
16	Personal/Relative Share
18	Summary and Conclusions/Policy Issues
20	Appendix 1 - Facilities Included/Excluded
22	Appendix 2 - Model Description, Inclusion Criteria and Model Parameters

1. Introduction

- 1.1. This report and the accompanying maps provide a strategic assessment of the current level of provision for sports halls in Stevenage. This assessment uses Sport England's Facilities Planning Model and the data from National Facilities Audit run as of January 2014.
- 1.2. The information contained within the report should be read alongside the two appendices. Appendix 1 sets out the facilities that have been included within this analysis together with those that have been excluded. Appendix 2 provides background to the Facilities Planning Model (FPM), facility inclusion criteria and the model parameters.
- 1.3. The FPM modelling and dataset builds in a number of assumptions as set out in Appendix 2 regarding the supply and demand of provision. This report should not be considered in isolation and it is recommended that this analysis should form part of a wider assessment of provision at the local level, using other available information and knowledge.
- 1.4. Where applicable the data outputs for Stevenage will be compared with (a) national and regional averages and (b) CIPFA 'Nearest Neighbour' authorities (Basildon and Harlow)

2. Supply of Sports Halls

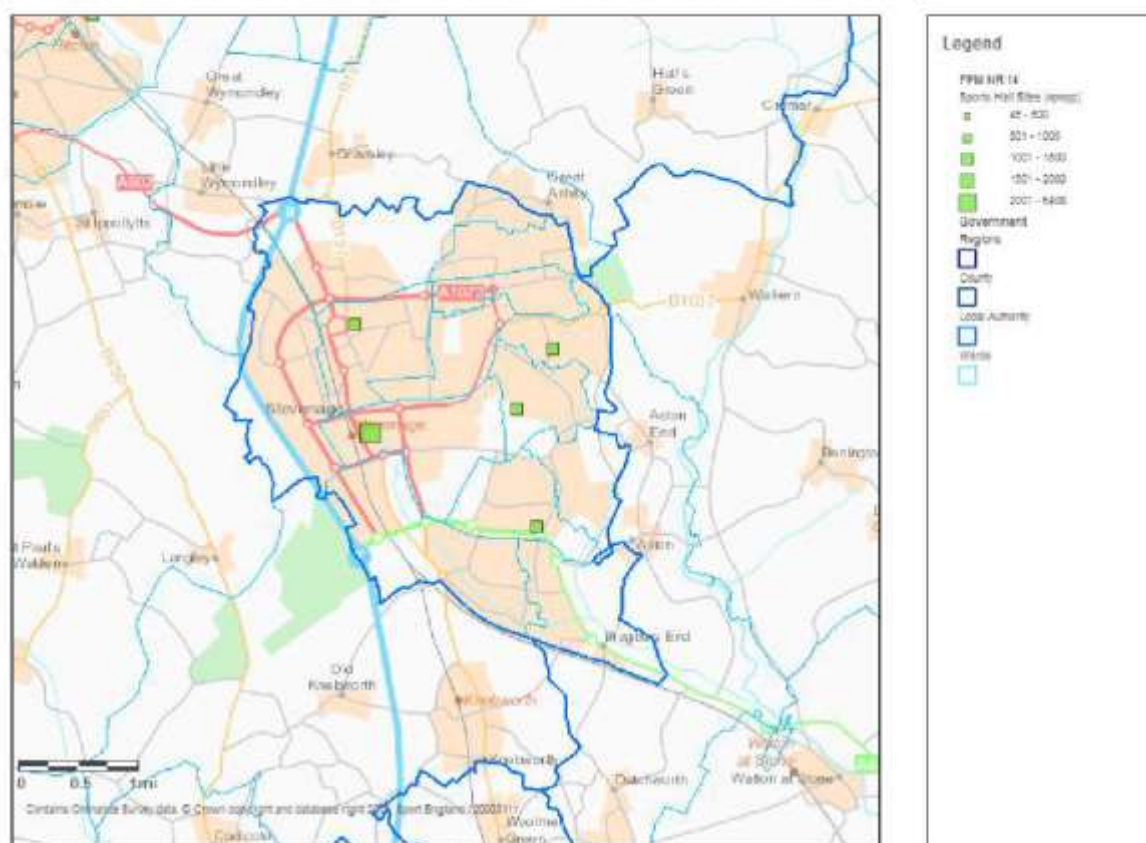
Table 1 - Supply	Stevenage	ENGLAND	EAST REGION	Basildon	Harlow
Number of halls	7	5,584	625	19	9
Number of hall sites	5	3,985	422	13	5
Supply of total hall space in courts	28	21,321.6	2,363.5	72	37
Supply of publicly available hall space in courts (scaled with hrs avail in pp)	23.01	16,317.16	1,862.49	54.24	27.20
Supply of total hall space in VPWPP	4,661	3,304,225	377,154	10,983	5,507
Courts per 10,000 pop	3.28	3.91	3.91	4.03	4.38

Commentary

- There are 5 sports hall sites in Stevenage and 7 individual halls. The largest facility is the 8 court hall at Stevenage Arts and Leisure Centre, built in 1975 and refurbished in 2011. There are 4 court halls at Barnwell Sports Centre (built in 2002); Marriotts Sports Centre (built in 2013) and The Nobel School (built in 2012). There is a 3 court hall at Thomas Alleyne School, built in 1989 and refurbished in 2005. In addition there are smaller ancillary halls at The Nobel School and Thomas Alleyne School that have been included in this assessment. All the halls are classed as public facilities except the facility at Marriotts which is commercial.
- There are a total of 17 halls in Stevenage excluded from the assessment, on 11 different sites. Most of these halls are too small to be included. Full details are given in Appendix 1 to this report.
- The total amount of hall space from the Stevenage facilities is 28 courts, but this is scaled down to 23.01 courts to take account of hours actually available to the public. This hall space is sufficient to accommodate 4,661 visits per week in the peak period.

- Halls are weighted in the planning model to reflect their attractiveness for use in terms of their age; whether they have been refurbished; type of use; management arrangements and the hours they are available for public use. The facility at Marriotts is weighted at 100%, Barnwell Sports Centre 94%, Stevenage Arts and Leisure Centre 88%, The Nobel School 50% and Thomas Alleyne School 46%.
- Hall space per 10,000 population equates to 3.28 which is below the national and regional averages (3.91) and less than the level of provision in the nearest neighbour authorities of Basildon and Harlow.
- The map below illustrates the location and geographical spread of the sports hall sites in the Stevenage area.

Facilities Planning Model - National Runs - Sports Halls 2014



Sport England assumes no responsibility for the completeness, accuracy and currency of the information contained on this map/report. This information is taken from the Active Places Power website and its terms and conditions apply. 23/4/2014 10:11

3. Demand for Sports Halls

Table 2 - Demand	Stevenage	ENGLAND	EAST REGION	Basildon	Harlow
Population	85,245	54,472,081	6,039,771	178,614	84,409
Visits demanded - vpwpp	3,931	2,483,519	269,947	8,069	3,885
Equivalent in courts - with comfort factor included	24.26	15,330.36	1,666.34	49.81	23.98
% of population without access to a car	21.90	24.90	17.70	21.10	24.10

Commentary

- The demand generated for sports hall provision from the resident population of Stevenage of 85,245 people equates to 3,931 visits per week in the peak period (vpwpp), the equivalent of about 24.26 courts (this includes the application of a comfort factor (as described in Appendix 2)).
- Demand is also influenced by accessibility and the mobility of local residents. 21.9% of the population of Stevenage do not have access to a car, higher than the regional average (17.7%) but lower than the national average (24.9%).
- Despite access to car levels being lower than the regional average, the population is relatively mobile which may increase the choice of sports hall provision residents are able to access, based on the 20 minute drive time catchment area and due to there being halls outside Stevenage which are within a 20 minute drive time of Stevenage residents. The 'drive to' catchment area is important in terms of assessing residents' access to halls within a study area and is used in the assessment of Satisfied and Unmet Demand along with Used Capacity and Relative Share in Sections 4 to 7 of this report.

4. Supply & Demand Balance

Table 3 - Supply/Demand Balance	Stevenage	ENGLAND	EAST REGION	Basildon	Harlow
Supply - Hall provision (courts) scaled to take account of hours available for community use	23.01	16,317.16	1,862.49	54.24	27.20
Demand - Hall provision (courts) taking into account a 'comfort' factor	24.26	15,330.36	1,666.34	49.81	23.98
Supply/Demand Balance	-1.25	986.80	196.15	4.43	3.22

Note: the supply and demand balance section of the report only provides a 'global' view of provision – it compares demand generated within Stevenage with the supply of halls within Stevenage and therefore represents an assumption that ALL the demand for sports halls in Stevenage is met by ALL the supply of halls in Stevenage. In short, this assumes that supply and demand balance is NOT based on where the halls are located and their catchment area extension into other authorities. It also does not account for the catchment areas of halls in neighbouring authorities extending into Stevenage, which will be important when assessing the 20 minute drive to catchment. Most importantly, supply and demand balance does not take into account the propensity/reasons for residents using facilities outside their own District. These factors are covered in the more detailed modelling set out in the following sections (Satisfied Demand, Unmet Demand and Relative Share).

The reason for presenting the supply and demand balance is because some local authorities like to see how their total supply of sports halls compares with their total demand for halls. It presents this somewhat crude comparison of supply and demand.

- When comparing sports hall supply with total demand for halls (with a 'comfort' factor), there is a deficiency of 1.25 courts – i.e. if all of Stevenage's sports hall demand was to be met within the authority. There is not therefore an even balance between supply and demand and it should be noted that for national, regional and neighbour comparisons, hall supply tends to exceed demand. However, as set out above the use of this comparison has to be used with significant caution.

5. Satisfied Demand- demand from Stevenage residents currently being met by supply

Table 4 - Satisfied Demand	Stevenage	ENGLAND	EAST REGION	Basildon	Harlow
Total number of visits which are met	3,646	2,263,744	248,602	7,658	3,568
% of total demand satisfied	92.7	91.2	92.1	94.9	91.8
% of demand satisfied who travelled by car	79.6	77.0	83.5	77.6	79.7
% of demand satisfied who travelled by foot	13.2	15.4	11.2	15.9	12.7
% of demand satisfied who travelled by public transport	7.2	7.6	5.3	6.5	7.6
Demand Retained	3,282	2,262,834	243,403	6,308	3,287
Demand Retained -as a % of Satisfied Demand	90.0	100.0	97.9	82.4	92.1
Demand Exported	364	910	5,199	1,350	281
Demand Exported -as a % of Satisfied Demand	10.0	0	2.1	17.6	7.9

Commentary

- Satisfied demand represents the proportion of total demand that is met by the capacity at the sports halls from residents of Stevenage who live within the driving, walking or public transport catchment of a hall (halls can be within or outside Stevenage). The FPM calculates that 92.7% of the total demand for sports halls in Stevenage is satisfied, which equates to around 3,646 visits per week.
- The percentage of satisfied demand being met in Stevenage is similar to the national and regional average and the figure for Harlow although less than the figure for Basildon. This shows that at a high proportion of demand from Stevenage residents for sports halls can be met by the existing supply of halls both within and outside Stevenage.
- In Stevenage 79.6% of the satisfied demand is met by local residents travelling by car, 13.2% on foot and 7.2% by public transport. The level of access to a car helps explain why a high proportion of demand is being satisfied, as Stevenage residents who have access to a car are able to travel to halls outside Stevenage that are within a 20 minute drive time as well as the halls within the borough.
- While the majority (90%) of the satisfied demand from residents of Stevenage is met by hall provision within the authority, a significant minority (10%) is met by visits to halls outside the Stevenage borough area, equating to 364 visits per week in the peak period

6. Unmet Demand - demand from Stevenage residents not currently being met

Table 5 - Unmet Demand	Stevenage	ENGLAND	EAST REGION	Basildon	Harlow
Total number of visits in the peak period, not currently being met	285	219,775	21,345	411	317
Unmet demand as a % of total demand	7.3	8.8	7.9	5.1	8.2
Equivalent in courts - with comfort factor	1.76	1,356.64	131.76	2.54	1.95
% of Unmet Demand due to ;					
Lack of Capacity -	17.6	27.5	15.1	3.4	12.9
Outside Catchment -	82.4	72.5	84.9	96.6	87.1
Outside Catchment;	82.4	72.5	84.9	96.6	87.1
% Unmet demand who do not have access to a car	78.8	64.5	69.4	91.3	83.3
% of Unmet demand who have access to a car	3.6	8.0	15.5	5.3	3.8
Lack of Capacity;	17.6	27.5	15.1	3.4	12.9
% Unmet demand who	16.3	23.2	7.5	3.1	11.7

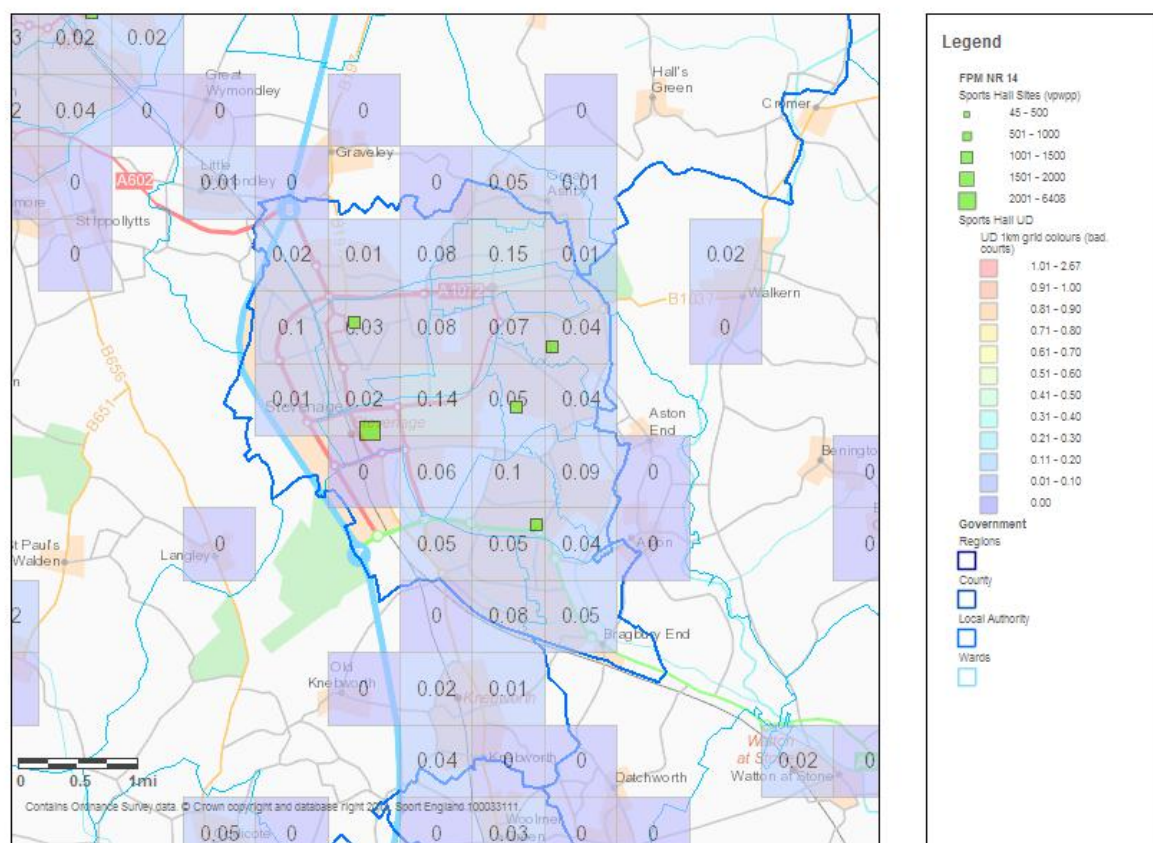
do not have access to a car					
% of Unmet demand who have access to a car	1.3	4.4	7.6	0.3	1.2

Commentary

- Unmet demand is demand for sports halls which cannot be met because (1) there is too much demand for any particular hall within its catchment area, or (2) the demand is located outside the catchment area of any hall and is then classified as unmet demand.

Facilities Planning Model - National Runs - Sports Halls 2014 Unmet Demand

Unmet Demand expressed as units of badminton courts (rounded to two decimal places). Data outputs shown thematically (colours) at either output area level or aggregated at 1km square (figure labels).



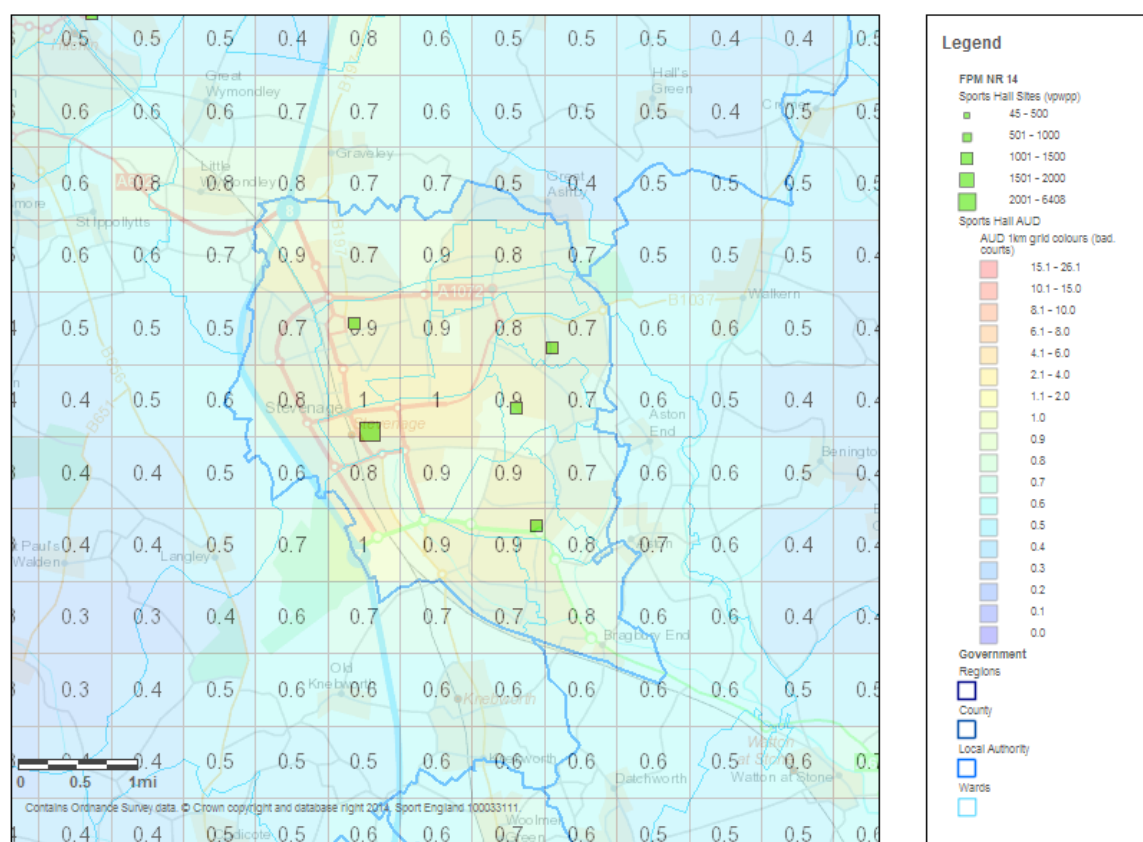
Sport England assumes no responsibility for the completeness, accuracy and currency of the information contained on this map/report. This information is taken from the Active Places Power website and its terms and conditions apply.
23/4/2014 16:18

- Unmet demand for halls in Stevenage is for approx. 285 visits per week, or 7.3% of total demand. In total, unmet demand represents the equivalent of about 1.76 of additional sports hall courts (including a comfort factor) and this is spread across the whole district.

- The map above shows the level and location of unmet demand in 1kms grid squares across Stevenage. It indicates that unmet demand is spread thinly and relatively evenly across the district.
- The proportion of unmet demand in Stevenage is similar to the national and regional average and the figure for Harlow, though the figure for Basildon is significantly lower (5.1%).
- 82.4% of the total unmet demand is due to residents being located outside the catchment area of any hall, but a significant minority (17.6%) is caused by a lack of capacity at existing halls. Of the unmet demand due to people living outside the catchment area of a hall, the vast majority (78.8%) is due to people who do not have access to a car and live outside the walking catchment of a facility. Of the 17.6% of unmet demand caused by a lack of capacity at halls, virtually all is from people who do not have access to a car.
- The map on the following page illustrates aggregated unmet demand within each 1km square – the figures indicate the total demand from that grid square and its catchment area. It again illustrates that unmet demand is spread very evenly across the borough – there are no specific ‘hotspots’ where unmet demand is concentrated.

Facilities Planning Model - National Runs - Sports Halls 2014 Aggregated Unmet Demand

Aggregated Unmet Demand expressed as units of badminton courts (rounded to one decimal place). Data outputs shown thematically (colours) at 1km square (figure labels).



Sport England assumes no responsibility for the completeness, accuracy and currency of the information contained on this map/report. This information is taken from the Active Places Power website and its terms and conditions apply.
23/4/2014 17:04

7. Used Capacity - How well used are the facilities?

Table 6 - Used Capacity	Stevenage	ENGLAND	EAST REGION	Basildon	Harlow
Total number of visits used of current capacity	4,562	2,265,043	256,270	7,673	4,190
% of overall capacity of halls used	97.9	68.5	67.9	69.9	76.1
% of visits made to halls by walkers	10.6	15.4	10.9	15.9	10.8
% of visits made to halls by road	89.4	84.6	89.1	84.1	89.2
Visits Imported;					
Number of visits imported	1,280	2,210	12,867	1,365	903
As a % of used capacity	28.1	0.1	5.0	17.8	21.5
Visits Retained:					
Number of Visits retained	3,282	2,262,834	243,403	6,308	3,287
As a % of used capacity	71.9	99.9	95.0	82.2	78.5

Commentary

- Used capacity is a measure of usage and throughput at sports halls and estimates how well used/how full facilities are. The FPM is designed to include a 'comfort factor', beyond which, in the case of sports halls, the halls are uncomfortably full. The FPM assumes that usage over 80% of capacity is busy and the hall is operating at an uncomfortable level.
- The total number of visits to halls in Stevenage is 4,562 visits (compared with total capacity of 4,661 visits) and this equates to around 97.9% of the total capacity of Stevenage halls being used which is well above the halls 'comfort level' of 70%, and significantly above national and regional average figures.

Facility	% capacity used	Facility Capacity in the Peak	Access by car
----------	-----------------	-------------------------------	---------------

		Period (vpwpp)	
Barnwell Sports Centre	100	760	81%
Marriotts Sport Centre	88%	810	89%
Stevenage Arts and Leisure Centre	100%	1,520	86%
The Nobel School	100%	765	76%
Thomas Alleyne School	100%	806	83%

- The above table shows used capacity at individual hall sites within Stevenage. The figures indicate that all halls within Stevenage are operating at 100% utilised capacity in the peak period except the Marriotts Sport Centre (88%).
- These figures are much higher than the comparable figures for Basildon (69.9%) and Harlow (76.1%), as well as for the national (68.5%) and regional (67.9%) average figures.
- The figures indicate that halls in Stevenage are operating at, or close to, full capacity at peak times, which results in significant levels of unmet demand due to lack of capacity, particularly for people who do not have access to a car, as they are less able to travel to facilities further away.

8. Personal/Relative Share - equity share of facilities

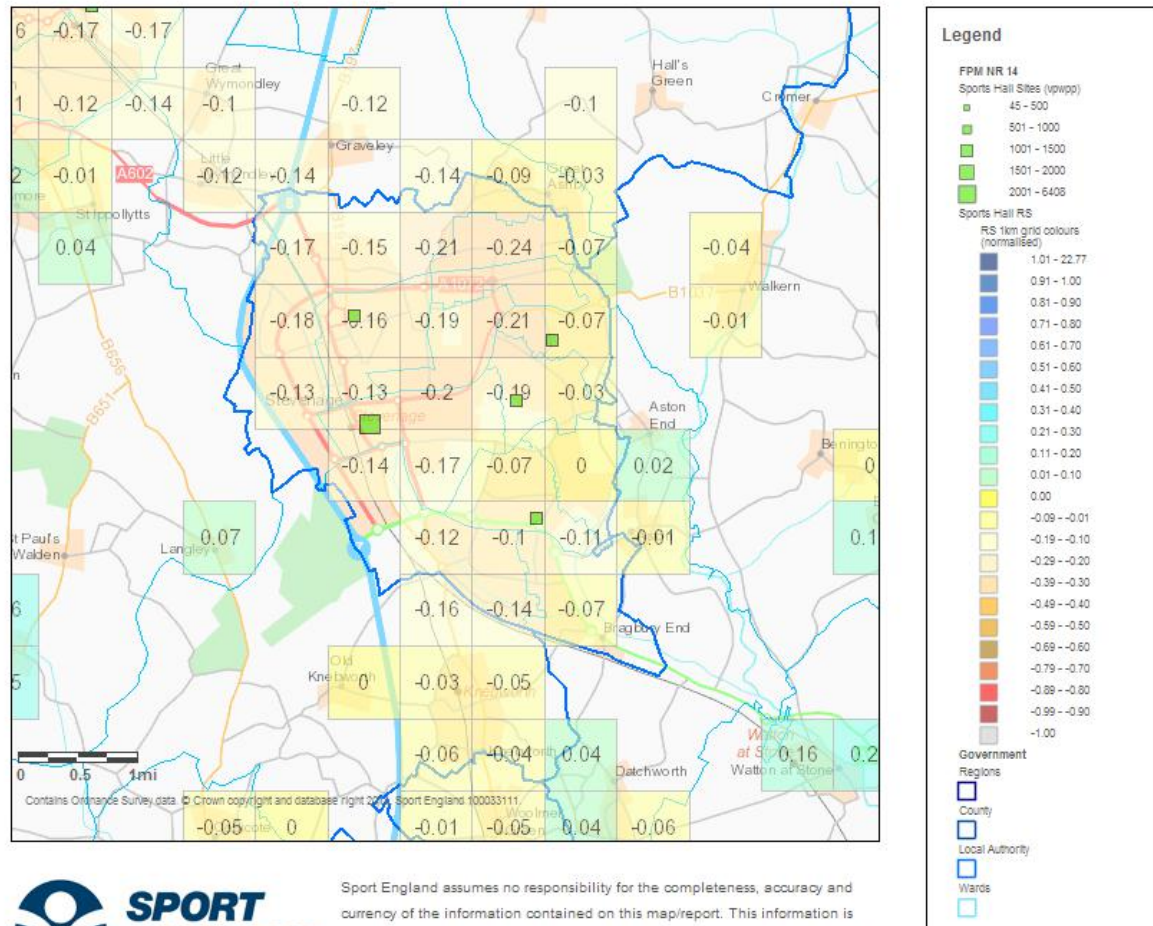
Table 7 - Relative Share	Stevenage	ENGLAND	EAST REGION	Basildon	Harlow
Score - with 100 = FPM Total (England and also including adjoining LAs in Scotland and Wales)	86.4	100	100	90.1	88.9
+/- from FPM Total (England and also including adjoining LAs in Scotland and Wales)	-13.6	0	0	-9.9	-11.1

Commentary

- In addition to the supply and demand assessment above, the FPM also analyses the relative share of sports halls – i.e. it takes into account the size and availability of facilities and travel mode, and helps to establish whether residents in one area have a greater or lesser share of provision than other areas, when compared against a national average (100). A simple analogy is to consider sports hall provision as a cake, its size being proportional to the facility's catchment and its slices divided among the users within the catchment.
- Stevenage has a relative share of 86.4, which means that residents of the borough have around 13.6% worse access to halls than the national average. Both Harlow and Basildon also have figures lower than the national and regional average (Note; relative share is based on population not demand for sports halls).
- The map below shows the distribution of this relative share over the whole district by 1km square and indicates that levels of relative share are fairly uniform across the borough.

Facilities Planning Model - National Runs - Sports Halls 2014 Relative Share

Share of badminton courts divided by demand made relative to the National Average for this run (0.81 capacity units per demand units). Data outputs shown thematically (colours) at either output area level or aggregated at 1km square (figure labels).



Sport England assumes no responsibility for the completeness, accuracy and currency of the information contained on this map/report. This information is taken from the Active Places Power website and its terms and conditions apply.
23/4/2014 16:14

9. Summary and Conclusions

- There are 7 sports halls in Stevenage on 5 sites, all on sites accessible to the public on a 'pay and play' basis except the Marriotts Sport Centre, which is classed as a commercial facility.
- The largest facility is the 8-court hall at Stevenage Arts and Leisure Centre, built in 1975 and refurbished in 2011. 4 court halls are provided at Barnwell Sports Centre, Marriotts Sport Centre and The Nobel School, with a 3 court hall at Thomas Alleyne School. In addition, smaller ancillary halls at The Nobel School and Thomas Alleyne School have been included in the assessment.
- Total sports hall provision in Stevenage equates to 28 courts, scaled down to 23.01 courts to take account of public availability during the peak hours. This equates to 3.28 courts per 10,000 population, which is below national and regional averages (both 3.91 courts) as well as figures for the 'nearest neighbour' authorities of Basildon (4.03 courts) and Harlow (4.38 courts).
- The supply of 23.01 courts is less than the calculated demand for sports halls in the peak period of 24.26 courts and results in a notional deficit of sports hall provision of -1.25 courts. However, this figure should be treated with caution for the reasons set out in section 4 of this report.
- Most people using sports halls in Stevenage travel by car with 79.6% of all visits by car, 13.2% on foot and 7.2% by public transport.
- It is estimated that 92.7% of the total demand for sports halls from Stevenage residents is satisfied by sports halls within or outside the Borough. Demand for sports halls which are located in areas outside the 20 minutes drive or 20 minutes walking catchment area of a hall, or where demand cannot be met due to halls being at full capacity is defined as unmet demand. Across Stevenage, unmet demand by this definition accounts for around 285 visits to halls in the weekly peak period, which is equivalent to 1.76 courts (or less than half of a standard 4 court hall). 82.4% of unmet demand for sports halls in Stevenage is due to people living outside the catchment area of halls, and virtually all of this is due to people who do not have access to a car and live outside the walking catchment of a hall. 17.6% of unmet demand is due to a lack of capacity at existing halls.
- The vast majority of demand for halls from Stevenage residents (90%) is met by halls within Stevenage, with only 10% being exported to halls outside the borough.
- The level of sports hall capacity used (how full the halls are) is significantly above what Sport England consider to be the comfortable level (which is at 80% of the total sports hall capacity), as it is calculated that halls in Stevenage are operating at 97.9% of capacity at peak periods, well above national (68.5%) and regional (67.9%) average figures, and also well above the utilised capacity figures for Basildon (69.9%) and Harlow (76.1%). All halls in Stevenage are calculated to be operating at 100% capacity except Marriotts Sport Centre (88%). These figures result in 17.6% of unmet demand being due to a lack of capacity.
- Relative Share is calculated at 86.4, or -13.6% when compared to the national average figure, and is again distributed evenly across the borough.

Conclusions and Policy Issues

- There is generally a good spread of sports hall provision in Stevenage with the five main halls being capable of meeting most of the demand from residents of Stevenage. Unmet demand is restricted primarily to people who do not have access to a car and live outside the catchment area of a hall. Consequently, unmet demand is relatively limited (equating to just 1.76 courts) and is spread evenly across the borough. There is no 'hotspot' of unmet demand where a new facility is desirable, and any new facility would not meet all the unmet demand calculated because there is no one location that could satisfy unmet demand for people who do not have access to a car. Stevenage is a net 'importer' of visits to halls, with 1,280 visits imported from people living in neighbouring districts, compared to only 364 visits from residents of Stevenage exported to facilities outside the borough.
- It should therefore be emphasised that providing a new sports hall in Stevenage, or expanding existing halls, would not be expected to have much impact on addressing unmet demand, for the reasons outlined above. However, the most significant output from the model is the high level of utilised capacity for halls within Stevenage, with all facilities operating at, or close to, capacity at peak times. There would therefore be a significant impact on the ability of these facilities to meet demand if (a) there was a significant increase in population within the catchment area of existing facilities, or (b) there was a significant increase in participation levels within the catchment area (though this would not be picked up by the FPM unless the model parameters were revised).
- It is clear from the model outputs that there is a strong case for retaining all existing facilities within Stevenage as there is no spare capacity at existing facilities.
- Due to the severe existing capacity issues that have been identified, any additional demand associated with future population growth in Stevenage (through both natural growth and housing led growth) and/or surrounding districts where new populations would be within the catchment area of Stevenage facilities is likely to place pressure on existing facilities if the supply remains the same. One policy option may be to seek more extensive community access of existing facilities during the peak period, or to introduce community use to facilities where there is currently no public access at peak times, such as at the John Henry Newman School (see Appendix 1 – Sports Halls Included/Excluded).
- Bespoke modelling work can be undertaken to assess the implications of population growth on the existing provision of sports halls in the future. However, an increased population is likely to increase the levels of unmet demand due to lack of capacity at existing facilities in Stevenage and could increase exported demand (i.e. dependence on facilities outside of Stevenage).
- More detailed runs of the Facilities Planning Model may be necessary if the Borough Council wishes to assess the impact of closing existing facilities or opening new facilities in Stevenage or surrounding local authority areas both now and in the future, or to assess the impact of population change.

Appendix 1: Sports Halls Included/Excluded

Facilities Included

Name of facility	Type	NO. COURTS	YEAR BUILT	YEAR REFURB	WGT FACTOR	HRS in NPP	COMMNTY HRS AVAIL	ANNUAL THROUGHPUT	Facility Capacity - vpwpp	% of Capacity used
Barnwell Sports Centre	P	4	2002		94%	38	45	42325	760	100
Marriotts Sport Centre	C	4	2013		100%	41	94	64576	810	88
Stevenage Arts and Leisure Centre	P	8	1975	2011	88%	38	95	146439	1520	100
The Nobel School	C	4	2012		50%	26	66	75787	765	100
Thomas Alleyne School	P	3	1989	2005	46%	27	29	42118	806	100

Facilities Excluded

The audit excludes facilities that are deemed to be either for private use, too small or there is a lack of information, particularly relating to hours of use. The following facilities were deemed to fall under one or more of these categories and therefore excluded from the modelling:

FACILITY	REASON FOR EXCLUSION
John Henry Newman Leisure Centre	Private Use
Stevenage Swimming Centre	Too small
The Valley School	Too Small
Glaxo Smithkline	Private Use
Bedwell Community Centre	Too small
Barnwell School (West)	Too small
The Heathcote School	Too small/Closed
Barnwell School (East)	Too small
Marriotts Sport Centre	Missing information
Marriotts School	Too small
Barclay School	Too small

Appendix 2 – Model description, Inclusion Criteria and Model Parameters

Included within this appendix are the following:

1. Model description
2. Facility Inclusion Criteria
3. Model Parameters

1. Model Description

2. Background

- 2.1. The Facilities Planning Model (FPM) is a computer-based supply/demand model, which has been developed by Edinburgh University in conjunction with SportScotland and Sport England since the 1980s.
- 2.2. The model is a tool to help to assess the strategic provision of community sports facilities in an area. It is currently applicable for use in assessing the provision of sports halls, swimming pools, indoor bowls centres and artificial grass pitches.

3. Use of FPM

- 3.1. Sport England uses the FPM as one of its principal tools in helping to assess the strategic need for certain community sports facilities. The FPM has been developed as a means of:
 - assessing requirements for different types of community sports facilities on a local, regional or national scale;
 - helping local authorities to determine an adequate level of sports facility provision to meet their local needs;
 - helping to identify strategic gaps in the provision of sports facilities; and
 - comparing alternative options for planned provision, taking account of changes in demand and supply. This includes testing the impact of opening, relocating and closing facilities, and the likely impact of population changes on the needs for sports facilities.

3.2. Its current use is limited to those sports facility types for which Sport England holds substantial demand data, i.e. swimming pools, sports halls, indoor bowls and artificial grass pitches.

3.3. The FPM has been used in the assessment of Lottery funding bids for community facilities, and as a principal planning tool to assist local authorities in planning for the provision of community sports facilities. For example, the FPM was used to help assess the impact of a 50m swimming pool development in the London Borough of Hillingdon. The Council invested £22 million in the sports and leisure complex around this pool and received funding of £2,025,000 from the London Development Agency and £1,500,000 from Sport England¹.

4. How the model works

4.1. In its simplest form, the model seeks to assess whether the capacity of existing facilities for a particular sport is capable of meeting local demand for that sport, taking into account how far people are prepared to travel to such a facility.

4.2. In order to do this, the model compares the number of facilities (supply) within an area, against the demand for that facility (demand) that the local population will produce, similar to other social gravity models.

4.3. To do this, the FPM works by converting both demand (in terms of people), and supply (facilities), into a single comparable unit. This unit is 'visits per week in the peak period' (VPWPP). Once converted, demand and supply can be compared.

4.4. The FPM uses a set of parameters to define how facilities are used and by whom. These parameters are primarily derived from a combination of data including actual user surveys from a range of sites across the country in areas of good supply, together with participation survey data. These surveys provide core information on the profile of users, such as, the age and gender of users, how often they visit, the distance travelled, duration of stay, and on the facilities themselves, such as, programming, peak times of use, and capacity of facilities.

4.5. This survey information is combined with other sources of data to provide a set of model parameters for each facility type. The original core user data for halls and pools comes from the National Halls and Pools survey undertaken in 1996. This data formed the basis for the National Benchmarking Service (NBS). For AGPs, the core data used comes from the user survey of AGPs carried out in 2005/6 jointly with Sportscotland.

¹ Award made in 2007/08 year.

4.6. User survey data from the NBS and other appropriate sources are used to update the models parameters on a regular basis. The parameters are set out at the end of the document, and the range of the main source data used by the model includes:

- National Halls & Pools survey data –Sport England
- Benchmarking Service User Survey data –Sport England
- UK 2000 Time Use Survey – ONS
- General Household Survey – ONS
- Scottish Omnibus Surveys – Sport Scotland
- Active People Survey - Sport England
- STP User Survey - Sport England & Sportscotland
- Football participation - The FA
- Young People & Sport in England – Sport England
- Hockey Fixture data - Fixtures Live

5. Calculating Demand

5.1. This is calculated by applying the user information from the parameters, as referred to above, to the population². This produces the number of visits for that facility that will be demanded by the population.

5.2. Depending on the age and gender make-up of the population, this will affect the number of visits an area will generate. In order to reflect the different population make-up of the country, the FPM calculates demand based on the smallest census groupings. These are Output Areas (OA)³.

5.3. The use of OA's in the calculation of demand ensures that the FPM is able to reflect and portray differences in demand in areas at the most sensitive level based on available census information. Each OA used is given a demand value in VPWPP by the FPM.

6. Calculating Supply Capacity

² For example, it is estimated that 7.72% of 16-24 year old males will demand to use a AGP, 1.67 times a week. This calculation is done separately for the 12 age/gender groupings.

³ Census Output Areas (OA) are the smallest grouping of census population data, and provides the population information on which the FPM's demand parameters are applied. A demand figure can then be calculated for each OA based on the population profile. There are over 171,300 OA's across England & Wales. An OA has a target value of 125 households per OA.

- 6.1. A facility's capacity varies depending on its size (i.e. size of pool, hall, pitch number), and how many hours the facility is available for use by the community.
- 6.2. The FPM calculates a facility's capacity by applying each of the capacity factors taken from the model parameters, such as the assumptions made as to how many 'visits' can be accommodated by the particular facility at any one time. Each facility is then given a capacity figure in VPWPP. (See parameters in Section C).
- 6.3. Based on travel time information⁴ taken from the user survey, the FPM then calculates how much demand would be met by the particular facility having regard to its capacity and how much demand is within the facility's catchment. The FPM includes an important feature of spatial interaction. This feature takes account of the location and capacity of all the facilities, having regard to their location and the size of demand and assesses whether the facilities are in the right place to meet the demand.
- 6.4. It is important to note that the FPM does not simply add up the total demand within an area, and compare that to the total supply within the same area. This approach would not take account of the spatial aspect of supply against demand in a particular area. For example, if an area had a total demand for 5 facilities, and there were currently 6 facilities within the area, it would be too simplistic to conclude that there was an oversupply of 1 facility, as this approach would not take account of whether the 5 facilities are in the correct location for local people to use them within that area. It might be that all the facilities were in one part of the borough, leaving other areas under provided. An assessment of this kind would not reflect the true picture of provision. The FPM is able to assess supply and demand within an area based on the needs of the population within that area.
- 6.5. In making calculations as to supply and demand, visits made to sports facilities are not artificially restricted or calculated by reference to administrative boundaries, such as local authority areas. Users are generally expected to use their closest facility. The FPM reflects this through analysing the location of demand against the location of facilities, allowing for cross boundary movement of visits. For example, if a facility is on the boundary of a local authority, users will generally be expected to come from the population living close to the facility, but who may be in an adjoining authority
7. **Facility Attractiveness – for halls and pools only**
 - 7.1. Not all facilities are the same and users will find certain facilities more attractive to use than others. The model attempts to reflect this by introducing an attractiveness weighting factor, which effects the way visits are distributed between facilities. Attractiveness however, is very subjective. Currently weightings are only used for hall and pool modelling, with a similar approach for AGPs is being developed.
 - 7.2. Attractiveness weightings are based on the following:

⁴ To reflect the fact that as distance to a facility increases, fewer visits are made, the FPM uses a travel time distance decay curve, where the majority of users travel up to 20 minutes. The FPM also takes account of the road network when calculating travel times. Car ownership levels, taken from Census data, are also taken into account when calculating how people will travel to facilities.

- 7.2.1. Age/refurbishment weighting – pools & halls - the older a facility is, the less attractive it will be to users. It is recognised that this is a general assumption and that there may be examples where older facilities are more attractive than newly built ones due to excellent local management, programming and sports development. Additionally, the date of any significant refurbishment is also included within the weighting factor; however, the attractiveness is set lower than a new build of the same year. It is assumed that a refurbishment that is older than 20 years will have a minimal impact on the facilities attractiveness. The information on year built/refurbished is taken from Active Places. A graduated curve is used to allocate the attractiveness weighting by year. This curve levels off at around 1920 with a 20% weighting. The refurbishment weighting is slightly lower than the new built year equivalent.
- 7.2.2. Management & ownership weighting – halls only - due to the large number of halls being provided by the education sector, an assumption is made that in general, these halls will not provide as balanced a program than halls run by LAs, trusts, etc., with school halls more likely to be used by teams and groups through block booking. A less balanced programme is assumed to be less attractive to a general, pay & play user, than a standard local authority leisure centre sports hall, with a wider range of activities on offer.
- 7.3. To reflect this, two weightings curves are used for education and non-education halls, a high weighted curve, and a lower weighted curve;
- 7.3.1. High weighted curve - includes Non-education management - better balanced programme, more attractive.
- 7.3.2. Lower weighted curve - includes Educational owned & managed halls, less attractive.
- 7.4. Commercial facilities – halls and pools - whilst there are relatively few sports halls provided by the commercial sector, an additional weighing factor is incorporated within the model to reflect the cost element often associated with commercial facilities. For each population output area the Indices of Multiple Deprivation (IMD) score is used to limit whether people will use commercial facilities. The assumption is that the higher the IMD score (less affluence) the less likely the population of the OA would choose to go to a commercial facility.
8. **Utilised Capacity (used capacity)**
- 8.1. Following on from Comfort Factor section, here is more guidance on Utilised Capacity.
- 8.2. Utilised capacity refers to how much of facilities theoretical capacity is being used. This can, at first, appear to be unrealistically low, with area figures being in the 50-60% region. England figure for Feb 2008 Pools was only 57.6%.
- 8.3. Without any further explanation, it would appear that facilities are half empty. The key point is not to see a facilities theoretical maximum capacity (100%) as being an optimum position. This, in practise, would mean that a facility would need to be completely full every hour it was open in the peak period. This would be both unrealistic from an operational perspective and undesirable from a user's perspective, as the facility would completely full.

8.4. For examples:

A 25m, 4 lane pool has Theoretical capacity of 2260 per week, during 52 hour peak period.

	4-5pm	5-6pm	6-7pm	7-8pm	8-9pm	9-10pm	Total Visits for the evening
Theoretical max capacity	44	44	44	44	44	44	264
Actual Usage	8	30	35	50	15	5	143

8.5. Usage of a pool will vary throughout the evening, with some sessions being busier than others though programming, such as, an aqua-aerobics session between 7-8pm, lane swimming between 8-9pm. Other sessions will be quieter, such as between 9-10pm. This pattern of use would give a total of 143 swims taking place. However, the pool's maximum capacity is 264 visits throughout the evening. In this instance the pools utilised capacity for the evening would be 54%.

8.6. As a guide, 70% utilised capacity is used to indicate that pools are becoming busy, and 80% for sports halls.

9. Travel times Catchments

9.1. The model use travel times to define facility catchments. These travel times have been derived through national survey work, and so are based on actual travel patterns of users. With the exception of London where DoT travel speeds are used for Inner & Outer London Boroughs, these travel times are used across the country and so do not pick up on any regional differences, of example, longer travel times for remoter rural communities.

9.2. The model includes three different modes of travel, by car, public transport & walking. Car access is also taken into account, in areas of lower access to a car, the model reduces the number of visits made by car, and increases those made on foot.

9.3. Overall, surveys have shown that the majority of visits made to swimming pools, sports halls and AGPs are made by car, with a significant minority of visits to pools and sports halls being made on foot.

Facility	Car	Walking	Public transport
Swimming Pool	76%	15%	9%
Sports Hall	77%	15%	8%
AGP			
Combined	83%	14%	3%
Football	79%	17%	3%
Hockey	96%	2%	2%

9.4. The model includes a distance decay function; where the further a user is from a facility, the less likely they will travel. The set out below is the survey data with the % of visits made within each of the travel times, which shows that almost 90% of all visits, both car borne or walking, are made within 20 minutes. Hence, 20 minutes is often used as a rule of thumb for catchments for sports halls and pools.

9.5. For halls		Sport halls		Swimming Pools		AGPs, there is a similar pattern to and pools, with Hockey users observed as travelling slightly
	Minutes	Car	Walk	Car	Walk	
	0-10	62%	61%	58%	57%	
	10-20	29%	26%	32%	31%	
	20 -40	8%	11%	9%	11%	

further (89% travel up to 30 minutes). Therefore, a 20 minute travel time can also be used for 'combined' and 'football', and 30 minutes for hockey.

Artificial Grass Pitches						
	Combined		Football		Hockey	
Minutes	Car	Walk	Car	Walk	Car	Walk
0-10	28%	38%	30%	32%	21%	60%
10-20	57%	48%	61%	50%	42%	40%
20 -40	14%	12%	9%	15%	31%	0%

NOTE: These are approximate figures, and should only used as a guide.

2. Inclusion Criteria used within analysis

Sports Halls

The following inclusion criteria were used for this analysis;

- Include all Operational Sports Halls available for community use i.e. pay and play, membership, Sports Club/Community Association
- Exclude all Halls not available for community use i.e. private use
- Exclude all Halls where the main hall is less than 3 Courts in size
- Where opening times are missing, availability has been included based on similar facility types.
- Where the year built is missing assume date 1975⁵.

Facilities in Wales and the Scottish Borders included, as supplied by sportscotland and Sports Council for Wales. All facilities weighted 75% due to no data on age of facilities.

3. Model Parameters used in the Analysis

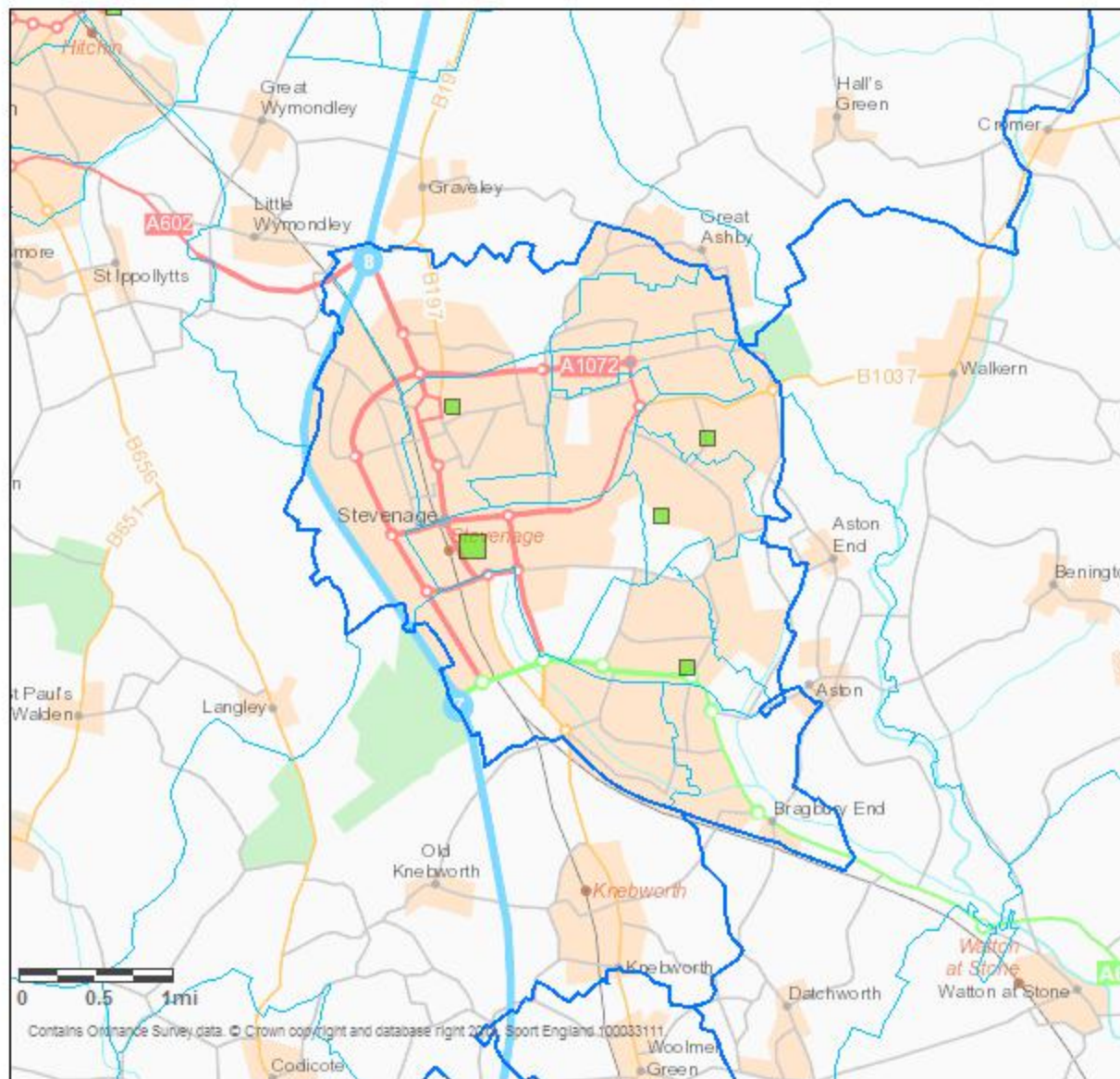
Halls parameters

At one Time Capacity	20 users per 4-court hall, 8 per 144 sq m of ancillary hall.
Catchments	<p>Car: 15 minutes</p> <p>Walking: 1.6 km</p> <p>Public transport: 15 minutes at about half the speed of a car</p> <p>NOTE; Catchments use a distance decay function. Times and distances above are indicative.</p>
Duration	60 minutes

⁵ Choosing a date in the mid '70s ensures that the facility is included, whilst not overestimating its impact within the run.

Participation -% of age band		0-15	16-24	25-34	35-44	45-59	60-79
	M	9.55	15.04	14.96	11.08	5.68	5.55
	F	6.03	9.31	11.66	9.40	5.40	4.28
	Frequency - VPWPP						
	M	0.85	0.88	0.88	0.90	0.92	1.10
	F	0.99	0.85	1.03	0.90	1.02	1.27
Peak Period	Weekday: 17:00 to 22:00						
	Saturday: 09:30 to 17:30						
	Sunday: 09:00 to 14:30, 17:00 to 19:30						
	Total: 40.5 hours						
	60%						
Percentage of demand in Peak Period							

Facilities Planning Model - National Runs - Sports Halls 2014



Legend

FPM NR 14

Sports Hall Sites (vowpp)

- 45 - 500
- 501 - 1000
- 1001 - 1500
- 1501 - 2000
- 2001 - 6408

Government

Regions

- County
- Local Authority
- Wards

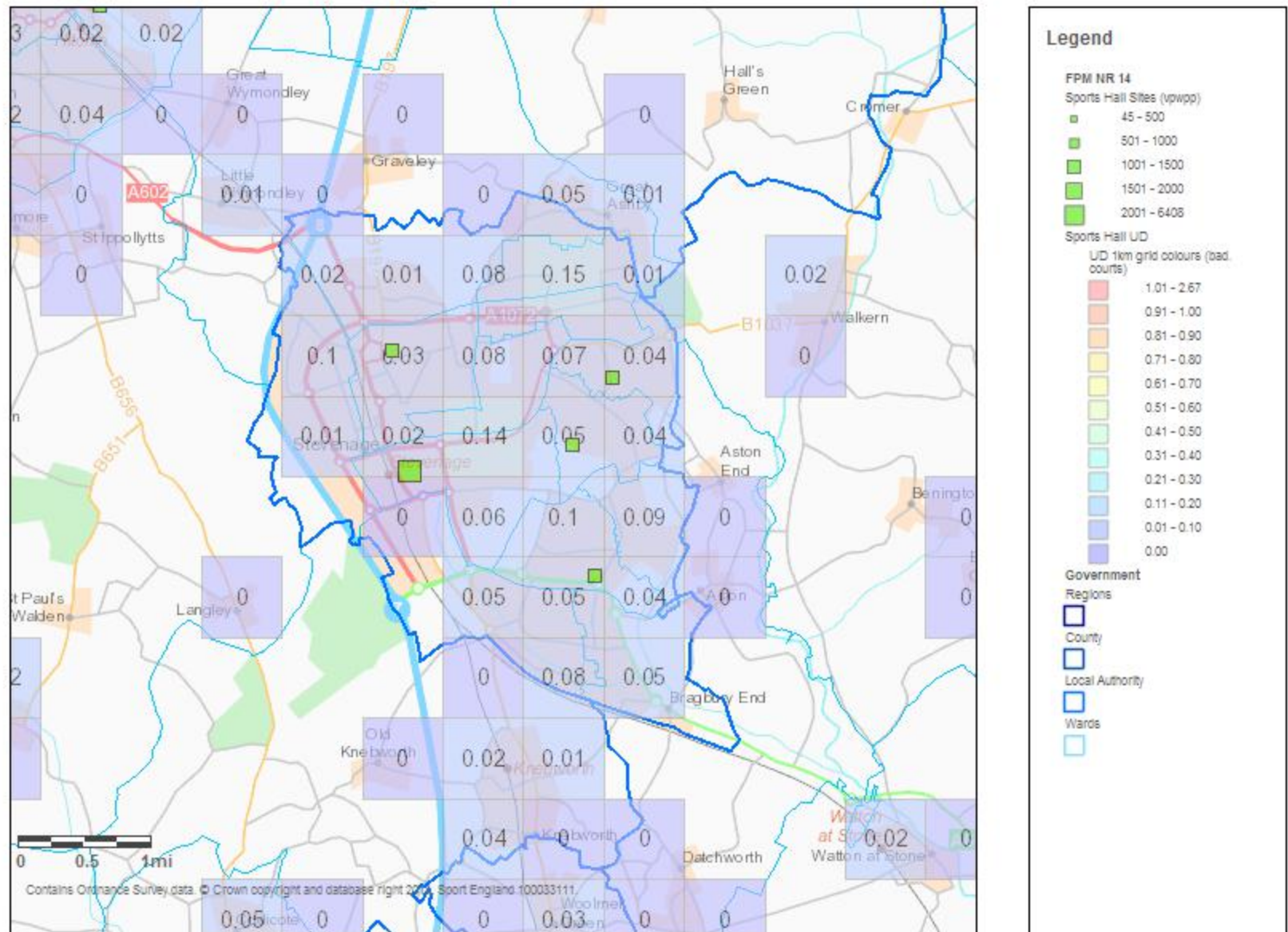


Sport England assumes no responsibility for the completeness, accuracy and currency of the information contained on this map/report. This information is taken from the Active Places Power website and its terms and conditions apply.

23/4/2014 16:11

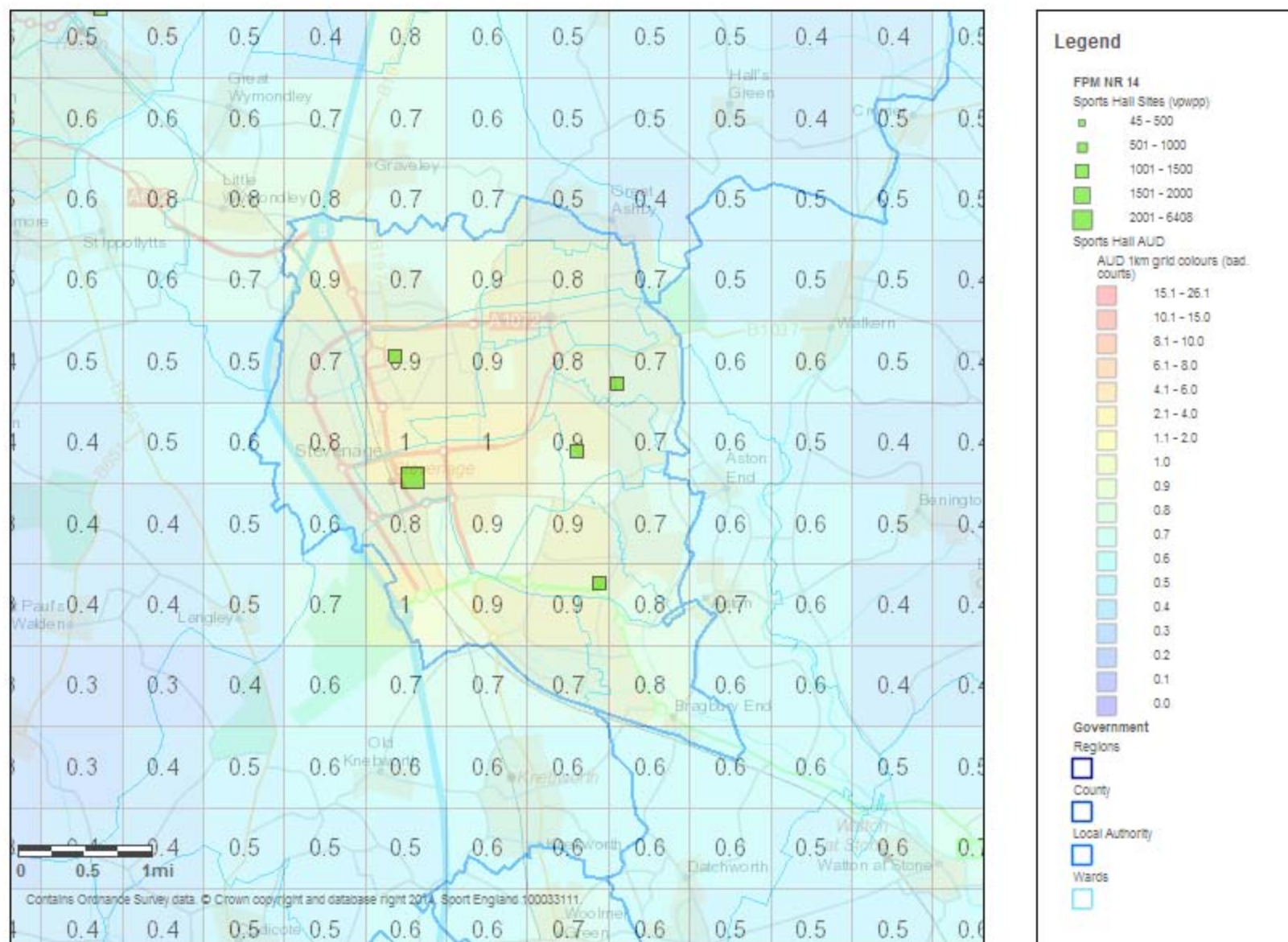
Facilities Planning Model - National Runs - Sports Halls 2014 Unmet Demand

Unmet Demand expressed as units of badminton courts (rounded to two decimal places). Data outputs shown thematically (colours) at either output area level or aggregated at 1km square (figure labels).



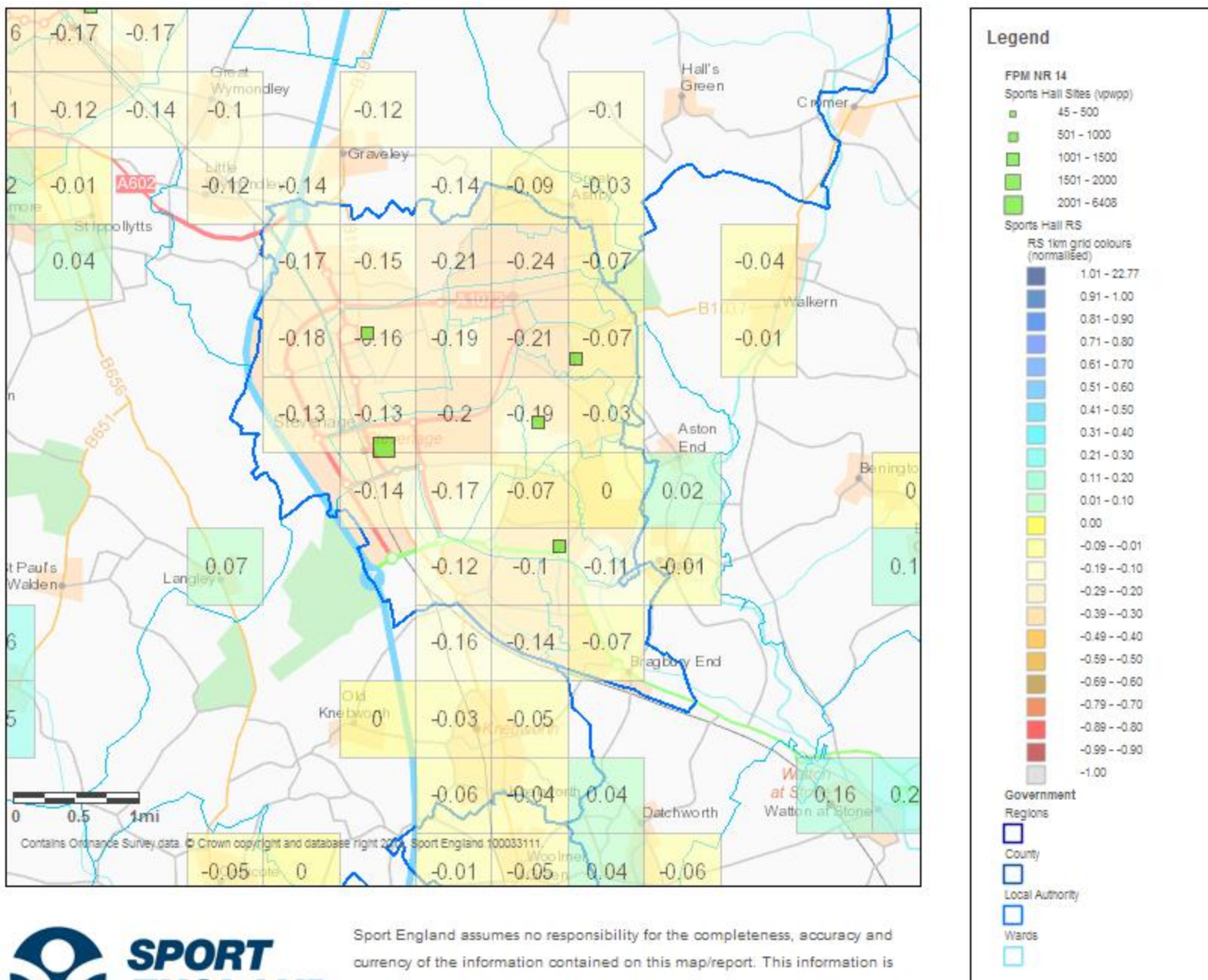
Facilities Planning Model - National Runs - Sports Halls 2014 Aggregated Unmet Demand

Aggregated Unmet Demand expressed as units of badminton courts (rounded to one decimal place). Data outputs shown thematically (colours) at 1km square (figure labels).



Facilities Planning Model - National Runs - Sports Halls 2014 Relative Share

Share of badminton courts divided by demand made relative to the National Average for this run (0.81 capacity units per demand units). Data outputs shown thematically (colours) at either output area level or aggregated at 1km square (figure labels).



APPENDIX 7
Swimming Pools Facilities Planning Model National Run
2014 Report

Strategic Assessment of need for
Swimming Pool Provision in Stevenage

Facilities Planning Model

National Run

2014 Profile Report

Date of report

April 2014

Contents

1	Introduction	3
2	Supply of Swimming Pools	Error! Bookmark not defined.
3	Demand for Swimming Pools	6
4	Supply & Demand Balance	7
5	Satisfied Demand- demand from Stevenageresidents currently being met by supply	9
6	Unmet Demand - demand from Stevenageresidents not currently being met	11
7	Used Capacity - How well used are the facilities.	15
8	Personal/Relative Share - equity share of facilities	18
9	Summary and Conclusions.....	20
	Appendix 1: Swimming Pools Included/Excluded	23
	Appendix 2 – Model description, Inclusion Criteria and Model Parameters.....	25

1. Introduction

- 1.1. This report and the accompanying maps provide a strategic assessment of the current level of provision for swimming pools in Stevenage. This assessment uses Sport England's Facilities Planning Model and the data from National Facilities Audit run as of January 2014.
- 1.2. The information contained within the report should be read alongside the two appendices. Appendix 1 sets out the facilities that have been included within this analysis together with those that have been excluded. Appendix 2 provides background to the Facilities Planning Model (FPM), facility inclusion criteria and the model parameters.
- 1.3. The FPM modelling and dataset builds in a number of assumptions as set out in Appendix 2 regarding the supply and demand of provision. This report should not be considered in isolation and it is recommended that this analysis should form part of a wider assessment of provision at the local level, using other available information and knowledge.
- 1.4. Where applicable the data outputs for Stevenage will be compared with (a) national and regional averages and (b) CIPFA 'Nearest Neighbour' authorities (Basildon and Harlow)

2. Supply of Swimming Pools

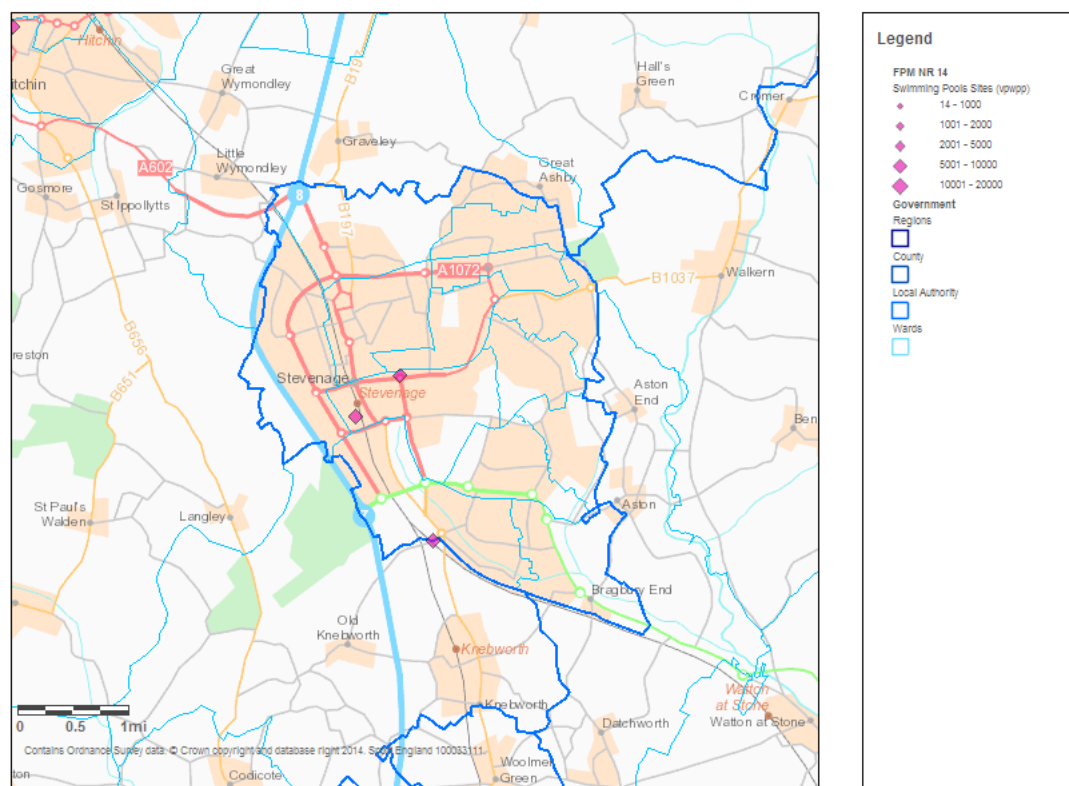
Table 1 - Supply	Stevenage	ENGLAND	EAST REGION	Basildon	Harlow
Number of pools	3	3,087	341	9	4
Number of pool sites	2	2,188	242	8	3
Supply of total water space in sqm	755	690,469.80	75,674.40	2,658.60	822
Supply of publicly available water space in sqm (scaled with hrs avail in pp)	728.81	572,971.75	62,934.66	2,359.68	698.63
Supply of total water space in VPWPP	6,316	4,965,755	545,434	20,451	6,055
Water space per 1,000	8.86	12.68	12.53	14.88	9.74

Commentary

- There are 2 swimming pool sites in Stevenage and 3 individual pools. Stevenage Swimming Centre was built in 1962 and refurbished in 2001. It has two pools, one is a 33m x 12m main pool with 396 sq metres of water and the second pool is a 12m x 7m teaching pool with 84 sq metres of water. The Stevenage Swimming Centre is the only public swimming facility in Stevenage. The David Lloyd Club was built in 1997 also has a 25m x 11m main pool. This facility is commercially managed and users have to be a member of the club to use the pool. Both pool sites are located in central Stevenage
- Two swimming pools were excluded from the FPM modelling outputs. These were the Fit4Less site in Stevenage town centre which has closed its pool and the Barnwell School (Upper site) which has a lido.
- The only swimming pool outside of Stevenage Borough Council's area which is in close proximity to Stevenage is Odyssey Health and Fitness Club in Knebworth. This has a 25m x 12m main pool and is commercially managed and users have to be a member of the club to use the pool.

- The total amount of water space from the Stevenage pools is 755 sq metres of water but this is scaled down to 729 sq metres, to take account of hours actually available to the public. This water space is sufficient to accommodate around 6,300 visits per week in the peak period.
- Pools are weighted in the planning model to reflect their attractiveness for use in terms of their age, whether they have been refurbished, type of use, management and the hours they are available for public use. Stevenage Swimming Centre has a 49% weighting which is likely to be due to the age of the facility and the length of time since the last major refurbishment.
- Water space per 1000 people is 8.86 which is significantly below the national and regional averages and less than the level of provision in the nearest neighbour authorities of Basildon and Harlow.
- The map below illustrates the location and geographical spread of the swimming pool sites in the Stevenage area.

Facilities Planning Model - National Runs - Swimming Pools 2014



Sport England assumes no responsibility for the completeness, accuracy and currency of the information contained on this map/report. This information is taken from the Active Places Power website and its terms and conditions apply.
2/4/2014 11:30

3. Demand for Swimming Pools

Table 2 - Demand	Stevenage	ENGLAND	EAST REGION	Basildon	Harlow
Population	85,245	54,472,081	6,039,771	178,614	84,409
Swims demanded - vpwpp	5,596	3,515,618	385,925	11,599	5,536
Equivalent in water space - with comfort factor included	922.40	579,497.43	63,613.97	1,911.90	912.53
% of population without access to a car	21.90	24.90	17.70	21.10	24.10

Commentary

- The demand generated for swimming pool provision from the resident population of Stevenage of 85,245 people is around 5,600 visits per week in the peak period (vpwpp), the equivalent of about 922m² of water space (this includes the application of a comfort factor (as described in Appendix 2).
- Demand is also influenced by accessibility and the mobility of local residents. Car ownership or accessibility by local residents to a car is relatively low in Stevenage at around 22% of the population not having access to a car. This is lower than the regional average of 18% but higher than the national average of 25%.
- Despite access to car levels are lower than the regional average, the population is relatively mobile which may increase the choice of swimming pool provision residents are able to access – based on the 20 minute drive time catchment area and due to there being pools outside Stevenage which are within a 20 minute drive time. The drive to catchment area is important in terms of assessing residents' access to swimming pools within an area and is used in the assessment of Satisfied and Unmet Demand along with Used Capacity and Relative Share in Sections 4 to 7 of this report.

4. Supply & Demand Balance

Table 3 - Supply/Demand Balance	Stevenage	ENGLAND	EAST REGION	Basildon	Harlow
Supply - Swimming pool provision (sqm) scaled to take account of hours available for community use	728.81	572,971.75	62,934.66	2,359.68	698.63
Demand - Swimming pool provision (sqm) taking into account a 'comfort' factor	922.40	579,497.43	63,613.97	1,911.90	912.53
Provision available compared to the minimum required to meet demand	-193.59	-6,525.68	-679.31	447.78	-213.90

Note: the supply and demand balance section of the report only provides a 'global' view of provision – it compares demand generated within Stevenage with the supply of pools within Stevenage and therefore represents an assumption that ALL the demand for swimming in Stevenage is met by ALL the supply of swimming pools in Stevenage. In short, this assumes that supply and demand balance is NOT based on where the pools are located and their catchment area extension into other authorities. It also does not account for the catchment areas of pools in neighbouring authorities extending into Stevenage, which will be important when assessing the 20 minute drive to catchment. Most importantly, supply and demand balance does not take into account the propensity/reasons for residents using facilities outside their own District. These factors are covered in the more detailed modelling set out in the following sections (Satisfied Demand, Unmet Demand and Relative Share).

The reason for presenting the supply and demand balance is because some local authorities like to see how their total supply of swimming pools compares with their total demand for swimming. It presents this somewhat crude comparison of supply and demand.

- When comparing swimming pool total supply with total demand for pools (with a 'comfort' factor), there is a deficiency of 194m² of water space – i.e. if all of Stevenage's swimming demand was to be met within the authority, there is a deficiency of 194 m² of water space. To provide a context for this figure a 25m x 4 lane swimming pool is 212m² of water space so the deficiency is equivalent to around 92% of the size of this type of pool. There is not therefore an even balance between supply and demand when it is assessed

on this basis as the demand from Stevenage residents is greater than the supply available but as set out above the use of this comparison has to be used with significant caution.

5. Satisfied Demand- demand from Stevenage residents currently being met by supply

Table 4 - Satisfied Demand	Stevenage	ENGLAND	EAST REGION	Basildon	Harlow
Total number of visits which are met	5,127	3,213,242	347,439	11,048	5,029
% of total demand satisfied	91.60	91.40	90	95.30	90.80
% of demand satisfied who travelled by car	82.12	75.69	83.56	77	79.90
% of demand satisfied who travelled by foot	9.03	15.03	10.17	15.15	11.18
% of demand satisfied who travelled by public transport	8.85	9.28	6.27	7.85	8.93
Demand Retained	3,158	3,211,344	337,105	9,393	4,064
Demand Retained -as a % of Satisfied Demand	61.60	99.90	97	85	80.80
Demand Exported	1,969	1,899	10,334	1,655	965
Demand Exported -as a % of Satisfied Demand	38.40	0.10	3	15	19.20

Commentary

- Satisfied demand represents the proportion of total demand that is met by the capacity at the swimming pools from residents who live within the driving, walking or public transport catchment of a pool (pools can be within or outside Stevenage). The FPM calculates that 91.6% of the total demand for swimming pools in Stevenage is satisfied, which equates to around 5,125 visits per week.
- The percentage of satisfied demand being met in Stevenage is similar to the national and regional average and the figure for Harlow although less than the figure for Basildon. This shows that at a high proportion of demand from Stevenage residents for swimming pools can be met by the existing supply of swimming pools both within and outside Stevenage.
- In Stevenage 82% of the satisfied demand is met by local residents travelling by car, 9% on foot and 9% by public transport. The level of access to a car helps explain why a high proportion of demand is being satisfied as Stevenage residents who have access to a car are able to travel to pools outside Stevenage that are within a 20 minute drive time as well as the pools within the borough.
- While the majority (62%) of the satisfied demand from residents of Stevenage is met by pool provision within the authority, this figure is significantly lower than the figures for Basildon (85%) and Harlow (81%).
- A large proportion of the satisfied demand is met outside of the local authority area as 38% of satisfied demand is met by facilities in other local authorities. It is common for a large proportion of satisfied demand to be exported where facilities in other local authorities are accessible by all forms of transport to residents.

6. Unmet Demand - demand from Stevenage residents not currently being met

Table 5 - Unmet Demand	Stevenage	ENGLAND	EAST REGION	Basildon	Harlow
Total number of visits in the peak, not currently being met	469	302,375	38,486	551	507
Unmet demand as a % of total demand	8.40	8.60	10	4.70	9.20
Equivalent in water space m2 - with comfort factor	77.27	49,842.10	6,343.81	90.81	83.60
% of Unmet Demand due to ;					
Lack of Capacity -	0	11.70	8.20	11	16.40
Outside Catchment -	100	88.30	91.80	89	83.60
Outside Catchment;	100	88.30	91.80	89	83.60
% Unmet demand who do not have access to a car	89.95	68.72	59.95	79.84	75.94
% of Unmet demand who have access to a car	10.05	19.55	31.83	9.14	7.62
Lack of Capacity;	0	11.70	8.20	11	16.40

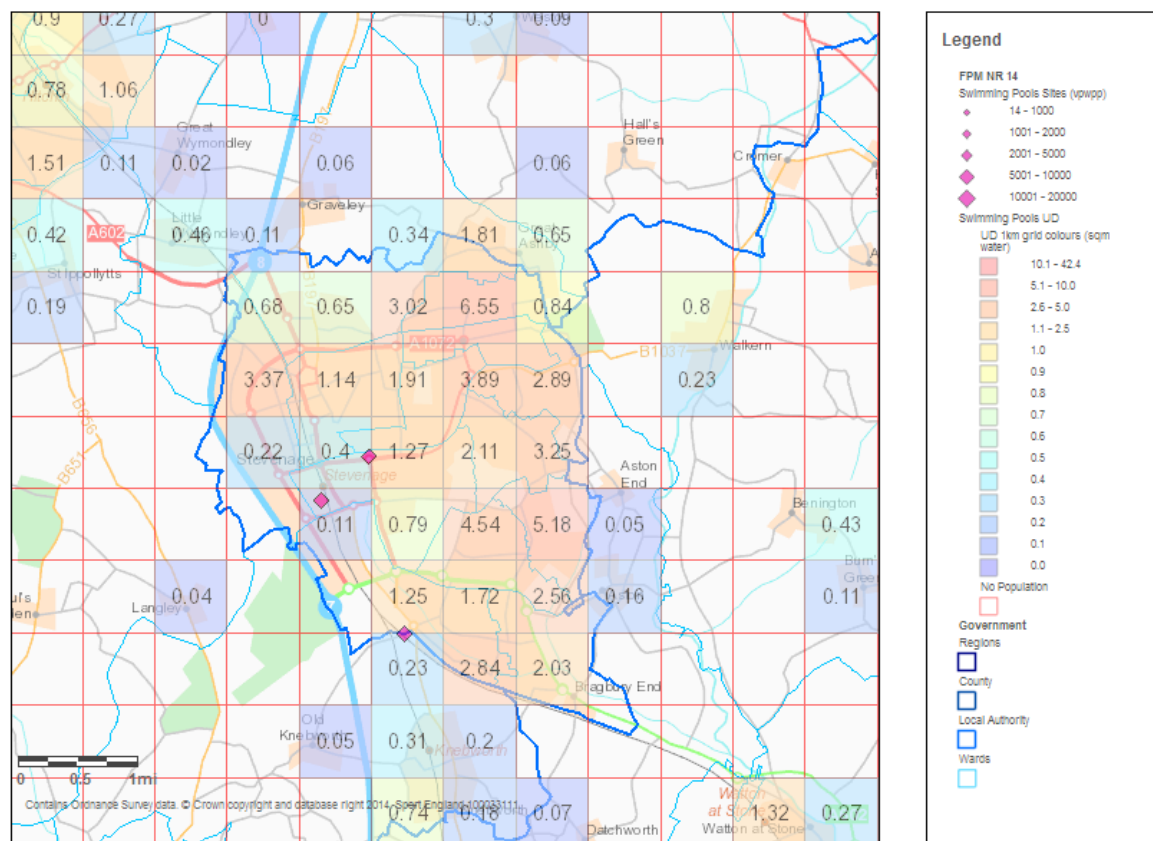
% Unmet demand who do not have access to a car	0	9.15	3.46	9.93	13.10
% of Unmet demand who have access to a car	0	2.59	4.76	1.09	3.34

Commentary

- Unmet demand is demand for swimming which cannot be met because (1) there is too much demand for any particular pool within its catchment area or (2) the demand is located outside the catchment area of any pool and is then classified as unmet demand.

Facilities Planning Model - National Runs - Swimming Pools 2014 Unmet Demand

Unmet Demand expressed as square metres of water (round to two decimal places). Data outputs shown thematically (colours) at either output area level or aggregated at 1km square (figure labels).

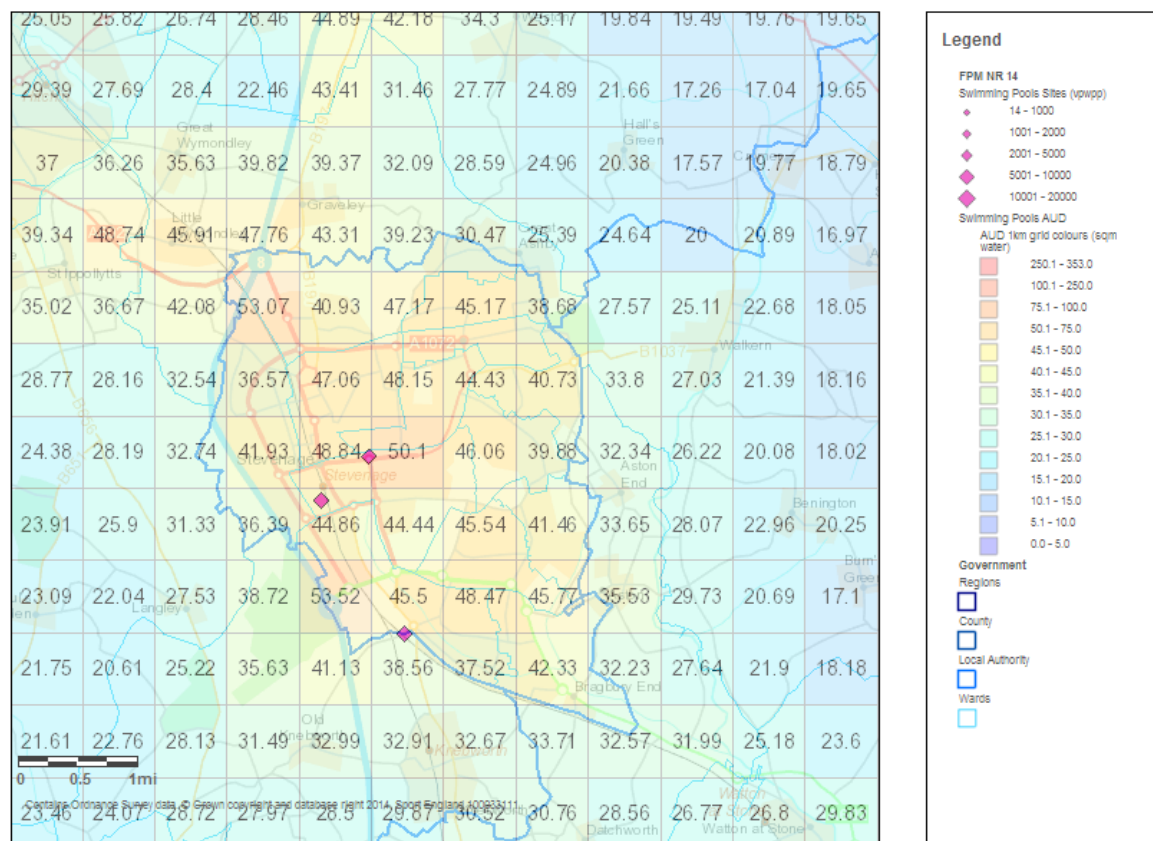


Sport England assumes no responsibility for the completeness, accuracy and currency of the information contained on this map/report. This information is taken from the Active Places Power website and its terms and conditions apply.
2/4/2014 14:25

- Unmet demand for pools in Stevenage is for around 475 visits per week, or 8% of total demand. In total, unmet demand represents the equivalent of about 77m² of additional water (including a comfort factor) and this is spread across the whole district. (Note - again for context a 25m x 4 lane swimming pool is 212m²).
- The map above shows the level and location of unmet demand in 1kms grid squares across Stevenage. As can be seen the level of unmet demand in each square varies across the Borough with the highest values being to the north east and east of Stevenage (shaded red and orange). In relative terms, some of these values are high. The areas where the values are highest coincide with the areas which are not within the walking catchment (20 minutes) of existing pools and which have high levels of population due to the urban nature of the Borough. Therefore, the areas shown with the highest unmet demand values are likely to have a large number of walkers who do not have access to a car.
- The proportion of unmet demand in Stevenage is similar to the national average and slightly lower than the regional average and the figure for Harlow. The figure for Basildon is significantly lower.
- 100% of the total unmet demand is due to residents being located outside the catchment area of any pool. Of the unmet demand located outside the catchment area of a pool, some 90% is people who do not have access to a car.
- The map below illustrates aggregated unmet demand within each 1km square – the figures indicate the total demand from that grid square and its catchment (the figures in each grid square should not be added together as this would result in duplication), and any hotspots can be identified. The majority of 1 kilometre squares have a value of more than 40 sq.m of water space. While the differences across the Borough are relatively small, the areas with the higher values are around the town centre and the A1(M) motorway junctions. This may be explained by the relatively good accessibility of these locations by road and public transport. Furthermore, these areas offer greater potential to meet unmet demand from outside Stevenage (e.g. along the A1(M) corridor). The relatively high levels are not therefore representative of the level of unmet demand derived from residents living in these parts of the borough. These values represent no more than 25% of one additional pool in any location, and there are therefore no 'hotspots' justifying additional swimming pool provision in order to meet unmet demand.

Facilities Planning Model - National Runs - Swimming Pools 2014 Aggregated Unmet Demand

Aggregated Unmet Demand expressed as square metres of water (rounded to two decimal places). Data outputs shown thematically (colours) at 1km square (figure labels).



Sport England assumes no responsibility for the completeness, accuracy and currency of the information contained on this map/report. This information is taken from the Active Places Power website and its terms and conditions apply.
2/4/2014 14:29

7. Used Capacity - How well used are the facilities?

Table 6 - Used Capacity	Stevenage	ENGLAND	EAST REGION	Basildon	Harlow
Total number of visits used of current capacity	4,242	3,213,654	349,682	12,840	4,813
% of overall capacity of pools used	67.20	64.70	64.10	62.80	79.50
% of visits made to pools by walkers	9.40	15	10.10	13.20	11.70
% of visits made to pools by road	90.60	85	89.90	86.80	88.30
Visits Imported;					
Number of visits imported	1,084	2,310	12,576	3,447	749
As a % of used capacity	25.60	0.10	3.60	26.80	15.60
Visits Retained:					
Number of Visits retained	3,158	3,211,344	337,105	9,393	4,064
As a % of used capacity	74.40	99.90	96.40	73.20	84.40

Commentary

- Used capacity is a measure of usage and throughput at swimming pools and estimates how well used/how full facilities are. The FPM is designed to include a 'comfort factor', beyond which, in the case of swimming pools, the pools are too full. The FPM assumes that usage over 70% of capacity is busy and the pool is operating at an uncomfortable level.
- The total number of visits to pools in Stevenage is 4,200 visits (compared with total capacity of 6,300 visits) and this equates to around 67% of the total capacity of the Stevenage pools being used which is just below the pools full 'comfort level' of 70%.

Facility	% capacity used	Facility Capacity in the Peak Period (vpwpp)	Access by car	Annual Throughput*
David Lloyd Club (Stevenage)	44%	2,383	89%	87,374
Stevenage Swimming Centre	81%	3,933	81%	263,496
Hitchin Swimming Centre, Hitchin	54%	4,496	85%	195,411
Odyssey Health & Fitness Club (Knebworth)	53%	2,550	89%	114,859
North Hertfordshire Leisure Centre, Letchworth (Main Pool),	40%	7,150	85%	236,647
Hertfordshire Sports Village, Hatfield	50%	3,683	83%	145,027
Hatfield Swim Centre, Hatfield (Main Pool)	50%	6499	78%	268,640
Inspire Luton Sports Village, Luton (Main Pool)	65%	10,833	86%	555,426
Saxon Pool & Leisure Centre, Biggleswade (Main Pool)	63%	4,515	92%	234,259

- The above table shows used capacity at individual pool sites within Stevenage and selected pools outside the Borough. The authority wide average of 67% does mask the variation in used capacity between the Stevenage Swimming Centre (81%) and the David Lloyd Club (44%). Stevenage Swimming Centre is therefore operating well above comfortable levels. Conversely, the commercial pools in the Stevenage area and all of the principal public pools in the surrounding area are operating below comfortable levels
- The used capacity figures for the comparable authorities range from 80% in Harlow to 63% in Basildon. The Stevenage figure is slightly higher than the national and regional used capacity averages.
- The reason for the big variation between the used capacity at the Stevenage Swimming Centre and the other public pools elsewhere in the area may be explained by the difference between total capacity and total demand in Stevenage compared to the other authorities. In the other authorities total capacity is considerably greater than total demand, so their pools are less full than Stevenage's. Furthermore, Stevenage Swimming Centre is the only public pool in Stevenage and is in an accessible location in the town centre. Another consideration is that the capacity of the Stevenage Swimming Centre is lower than many of the public pools in the surrounding area as shown in the table.

**Annual thr'put of a 4-lane pool=139987*

COMFORT FACTOR=70%

Annual thr'put with comfort factor applied, of a 4-lane pool=97991

*Annual thr'put = $48 * (1 + ((\text{Available Hours} - \text{Peak hours}) / \text{Peak Hours}) * (\text{Survey PeakHours} / \text{Survey Offpeakhours}) * ((1 - 0.63) / 0.63)) * \text{Capacity used}$*

Where Survey PeakHours = 50 and Survey Offpeakhours = 40 for pools

Peak Period Times

Weekday: 12:00 to 13:30, 16:00 to 22.00

Saturday: 09:00 to 16:00

Sunday: 09:00 to 16:30

Total: 52 Hours

8. Personal/Relative Share - equity share of facilities

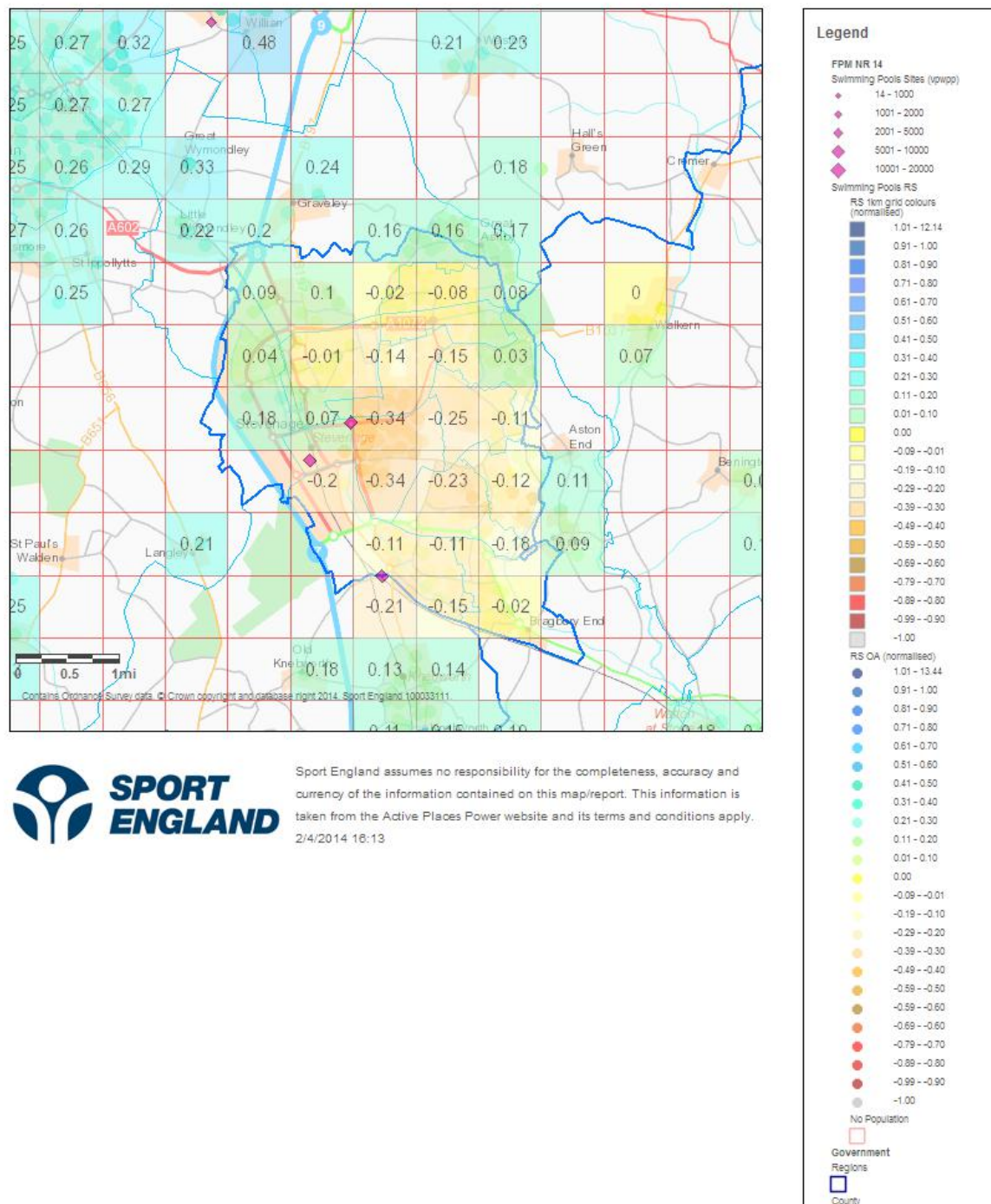
Table 7 - Relative Share	Stevenage	ENGLAND	EAST REGION	Basildon	Harlow
Score - with 100 = FPM Total (England and also including adjoining LAs in Scotland and Wales)	89.50	100	101.80	110.50	84.20
+/- from FPM Total (England and also including adjoining LAs in Scotland and Wales)	-10.50	0	1.80	10.50	-15.80

Commentary

- In addition to the supply and demand assessment above, the FPM also analyses the relative share of swimming pools – i.e. it takes into account the size and availability of facilities and travel mode, and helps to establish whether residents in one area have a greater or lesser share of provision than other areas, when compared against a national average (100). A simple analogy is to consider swimming pool provision as a cake, its size being proportional to the facility's catchment and its slices divided among the users within the catchment.
- Stevenage has a relative share of about 90, which means that residents of the borough have around 10% worse access to pools than the national average. Harlow (84) also has a lower relative share than the national average compared as set out in table 7. (Note; relative share is based on population not demand for swimming).
- The map below shows the distribution of this relative share over the whole district by 1km square. As the map shows, the areas with the lower relative share are clustered around the centre of Stevenage.

Facilities Planning Model - National Runs - Swimming Pools 2014 Relative Share

Share of water divided by demand made relative to the National Average for this run (1.14 sqm per visit per week). Data outputs shown thematically (colours) at either output area level or aggregated at 1km square (figure labels).



Sport England assumes no responsibility for the completeness, accuracy and currency of the information contained on this map/report. This information is taken from the Active Places Power website and its terms and conditions apply.
2/4/2014 16:13

9. Summary and Conclusions

- There are 3 swimming pools in Stevenage on 2 sites. Management and public use of the pools is mixed. The Stevenage Swimming Centre offers full public access and swim as you pay. The David Lloyd Club and Odyssey Health and Fitness Club (just outside Stevenage) are managed on a commercial basis and are only available for use by club members.
- Stevenage Swimming Centre was built in 1962 and refurbished in 2001. As the centre was built in the 1960s and has not had a major refurbishment since 2001, based on its age, the facility may require significant investment in refurbishment or replacement in the medium or long term.
- Total swimming pool provision in Stevenage equates to around 9 sq metres of water space per 1,000 population. This is significantly below the national and regional averages (around 13 sq.m per 1000) and the figures for comparable local authorities.
- The total capacity of the swimming pools in Stevenage is less than total demand for swimming from Stevenage residents (a 194 m2 deficiency). This figure should be treated with caution for the reasons set out in section 4 of this report.
- Most people using swimming pools in Stevenage travel by car with 82% of all visits by car, 9% on foot and 9% by public transport.
- It is estimated that some 92% of the total demand for swimming from Stevenage residents is satisfied by from pools within or outside the Borough. Demand for swimming which is located in areas outside the 20 minutes drive or 20 minutes walking catchment area of a swimming pool where demand cannot be met due to pools being at full capacity is defined as unmet demand. Across Stevenage, unmet demand by this definition accounts for around 475 visits to swimming pools in the weekly peak period which is equivalent to 77 sq.m of water space (for context a 25m x 4 lane swimming pool is 212 sq.m). Unmet demand in Stevenage is entirely due to Stevenage residents being located outside the catchment area of a pool and this mainly applies to walking catchment.
- While the majority (62%) of demand from Stevenage residents is met by pools within Stevenage, a large proportion (38%) is met by pools outside of the Borough which can be explained by the level of the population that has access to a car. The majority of the pools outside of the Borough are not within the walking catchment of Stevenage residents.
- The level of swimming pool capacity used (how full the pools are) is slightly under what Sport England consider to be the comfortable level (which is at 70% of the total swimming pool capacity) for pools to be full and in Stevenage the pool capacity used is 67%. However the Stevenage Swimming Centre pools are estimated to be operating at 81% of capacity while the commercially managed pools in the Stevenage area and the main public pools further afield are operating at well below comfortable levels. This does not mean though there is a need to consider additional swimming pool provision because there is still more swimming pool capacity in the catchment of Stevenage than there is demand. It does mean however that the Stevenage Swimming Centre is very full.
- When looking at how Stevenage's swimming pool provision compares with other local authorities, or, wider geographical areas it is important to compare like with like.

Conclusions and Policy Issues

- The supply and demand for swimming across Stevenage is not in balance if facilities within the Borough are just assessed against the demand for facilities arising from within the Borough. However, satisfied demand is around 92% due to accessible facilities outside of Stevenage having sufficient capacity and due to the majority of the population having access to a car. However, Stevenage residents are relatively dependent on facilities outside of the Borough as 38% of satisfied demand is met by facilities that are not within the Borough. The level of unmet demand is equivalent to about 25% of a conventional 25 metre 4 lane swimming pool and is spread across the Borough. Unmet demand is entirely due to residents being located in areas outside the catchment area of a pool, the majority of this (90%) is due to the existing pools being outside the walking catchment of residents who do not have access to a car.
- It should be emphasised that providing a new swimming pool in Stevenage or expanding the existing Stevenage Swimming Centre would not be expected to have much impact on addressing unmet demand because the issue relates to the accessibility of pools rather than their capacity. Increasing pool capacity in Stevenage is likely to reduce the export of demand to facilities outside of the Borough rather than reduce unmet demand generated from residents in Stevenage. The evidence provided by the outputs does not suggest a need for a new additional pool in Stevenage as there is insufficient unmet demand to justify additional water space and existing facilities both within and outside of the Borough have the capacity to meet the majority of demand arising from Stevenage residents.
- The main issue would appear to be the dependence on Stevenage Swimming Centre for meeting the community's needs which is pertinent in view of the age of this facility and the lack of alternative pools that are fully accessible to the public within the Stevenage area. As explained, this facility is also operating at above comfortable levels i.e. it is estimated to be full at peak times. The retention of this facility is therefore essential for meeting demand for pools in Stevenage. If the Stevenage Swimming Centre is to be replaced in the future, consideration should be given to whether its size should be increased. While this would not address unmet demand, it may help relieve pressures during peak periods (reduce used capacity) and reduce the extent of demand being exported to facilities outside of Stevenage (and therefore reduce the dependence on such facilities) as a new facility would be more attractive to users than the existing one. In the short term, if capacity is an issue in practice, this can sometimes be addressed through reviewing the programming of pools by reducing the number of hours for activities in the peak periods which do not attract a lot of users while increasing the number of hours for the most popular swimming activities. If any of the other main pools outside of Stevenage closed this is likely to have an impact on the level of satisfied demand that can be met.
- Due to the capacity issues that have been identified, the additional demand associated with future population growth in Stevenage (through both natural growth and housing led growth) is likely to place pressure on existing facilities if the supply remains the same. Bespoke modelling work can be undertaken to assess the implications of population growth on the existing provision of swimming pools in the future. However, an increased population is likely to increase the used capacity of the Stevenage Swimming Centre, increase the level of unmet demand (from residents who do not have access to a car) and increase exported demand (i.e. dependence on facilities outside of Stevenage).
- More detailed runs of the Facilities Planning Model may be necessary if the Borough Council wishes to assess the impact of closing existing facilities or opening new facilities in Stevenage or surrounding local authority areas both now and in the future or to assess the impact of population change.

Appendix 1: Swimming Pools Included/Excluded

Facilities Included

Name of facility	Type	Dimensions (metres)	AREA	YEAR BUILT	YEAR REFURB	WGT FACTOR	HRS in NPP	COMMNTY HRS AVAIL	Facility Capacity - vpwpp	% of Capacity used
DAVID LLOYD CLUB (STEVENAGE)	Main/General	25 x 11	275	1997		89%	52	103	2,383	44%
STEVENAGE SWIMMING CENTRE	Main/General	33 x 12	396	1962	2001	49%	51	105	3,933	81%
STEVENAGE SWIMMING CENTRE	Learner/Teaching/Training	12 x 7	84				40.5	63		

Facilities Excluded

The audit excludes facilities that are deemed to be either for private use, too small or there is a lack of information, particularly relating to hours of use. The following facilities were deemed to fall under one or more of these categories and therefore excluded from the modelling:

FIT4LESS (STEVENAGE) – Too small and closed.

BARNWELL SCHOOL (WEST) - Lido

Appendix 2 – Model description, Inclusion Criteria and Model Parameters

Included within this appendix are the following:

1. Model description
2. Facility Inclusion Criteria
3. Model Parameters

Model Description

1. Background

- 1.1. The Facilities Planning Model (FPM) is a computer-based supply/demand model, which has been developed by Edinburgh University in conjunction with SportScotland and Sport England since the 1980s.
- 1.2. The model is a tool to help to assess the strategic provision of community sports facilities in an area. It is currently applicable for use in assessing the provision of sports halls, swimming pools, indoor bowls centres and artificial grass pitches.

2. Use of FPM

- 2.1. Sport England uses the FPM as one of its principal tools in helping to assess the strategic need for certain community sports facilities. The FPM has been developed as a means of:
 - assessing requirements for different types of community sports facilities on a local, regional or national scale;
 - helping local authorities to determine an adequate level of sports facility provision to meet their local needs;
 - helping to identify strategic gaps in the provision of sports facilities; and
 - comparing alternative options for planned provision, taking account of changes in demand and supply. This includes testing the impact of opening, relocating and closing facilities, and the likely impact of population changes on the needs for sports facilities.

2.2. Its current use is limited to those sports facility types for which Sport England holds substantial demand data, i.e. swimming pools, sports halls, indoor bowls and artificial grass pitches.

2.3. The FPM has been used in the assessment of Lottery funding bids for community facilities, and as a principal planning tool to assist local authorities in planning for the provision of community sports facilities. For example, the FPM was used to help assess the impact of a 50m swimming pool development in the London Borough of Hillingdon. The Council invested £22 million in the sports and leisure complex around this pool and received funding of £2,025,000 from the London Development Agency and £1,500,000 from Sport England¹.

3. How the model works

3.1. In its simplest form, the model seeks to assess whether the capacity of existing facilities for a particular sport is capable of meeting local demand for that sport, taking into account how far people are prepared to travel to such a facility.

3.2. In order to do this, the model compares the number of facilities (supply) within an area, against the demand for that facility (demand) that the local population will produce, similar to other social gravity models.

3.3. To do this, the FPM works by converting both demand (in terms of people), and supply (facilities), into a single comparable unit. This unit is 'visits per week in the peak period' (VPWPP). Once converted, demand and supply can be compared.

3.4. The FPM uses a set of parameters to define how facilities are used and by whom. These parameters are primarily derived from a combination of data including actual user surveys from a range of sites across the country in areas of good supply, together with participation survey data. These surveys provide core information on the profile of users, such as, the age and gender of users, how often they visit, the distance travelled, duration of stay, and on the facilities themselves, such as, programming, peak times of use, and capacity of facilities.

3.5. This survey information is combined with other sources of data to provide a set of model parameters for each facility type. The original core user data for halls and pools comes from the National Halls and Pools survey undertaken in 1996. This data formed the basis for the National Benchmarking Service (NBS). For AGPs, the core data used comes from the user survey of AGPs carried out in 2005/6 jointly with SportScotland.

¹ Award made in 2007/08 year.

3.6. User survey data from the NBS and other appropriate sources are used to update the models parameters on a regular basis. The parameters are set out at the end of the document, and the range of the main source data used by the model includes:

- National Halls & Pools survey data –Sport England
- Benchmarking Service User Survey data –Sport England
- UK 2000 Time Use Survey – ONS
- General Household Survey – ONS
- Scottish Omnibus Surveys – Sport Scotland
- Active People Survey - Sport England
- STP User Survey - Sport England & Sportscotland
- Football participation - The FA
- Young People & Sport in England – Sport England
- Hockey Fixture data - Fixtures Live

4. Calculating Demand

4.1. This is calculated by applying the user information from the parameters, as referred to above, to the population². This produces the number of visits for that facility that will be demanded by the population.

4.2. Depending on the age and gender make-up of the population, this will affect the number of visits an area will generate. In order to reflect the different population make-up of the country, the FPM calculates demand based on the smallest census groupings. These are Output Areas (OA)³.

4.3. The use of OA's in the calculation of demand ensures that the FPM is able to reflect and portray differences in demand in areas at the most sensitive level based on available census information. Each OA used is given a demand value in VPWPP by the FPM.

5. Calculating Supply Capacity

² For example, it is estimated that 7.72% of 16-24 year old males will demand to use a AGP, 1.67 times a week. This calculation is done separately for the 12 age/gender groupings.

³ Census Output Areas (OA) are the smallest grouping of census population data, and provides the population information on which the FPM's demand parameters are applied. A demand figure can then be calculated for each OA based on the population profile. There are over 171,300 OA's across England & Wales. An OA has a target value of 125 households per OA.

- 5.1. A facility's capacity varies depending on its size (i.e. size of pool, hall, pitch number), and how many hours the facility is available for use by the community.
- 5.2. The FPM calculates a facility's capacity by applying each of the capacity factors taken from the model parameters, such as the assumptions made as to how many 'visits' can be accommodated by the particular facility at any one time. Each facility is then given a capacity figure in VPWPP. (See parameters in Section C).
- 5.3. Based on travel time information⁴ taken from the user survey, the FPM then calculates how much demand would be met by the particular facility having regard to its capacity and how much demand is within the facility's catchment. The FPM includes an important feature of spatial interaction. This feature takes account of the location and capacity of all the facilities, having regard to their location and the size of demand and assesses whether the facilities are in the right place to meet the demand.
- 5.4. It is important to note that the FPM does not simply add up the total demand within an area, and compare that to the total supply within the same area. This approach would not take account of the spatial aspect of supply against demand in a particular area. For example, if an area had a total demand for 5 facilities, and there were currently 6 facilities within the area, it would be too simplistic to conclude that there was an oversupply of 1 facility, as this approach would not take account of whether the 5 facilities are in the correct location for local people to use them within that area. It might be that all the facilities were in one part of the borough, leaving other areas under provided. An assessment of this kind would not reflect the true picture of provision. The FPM is able to assess supply and demand within an area based on the needs of the population within that area.
- 5.5. In making calculations as to supply and demand, visits made to sports facilities are not artificially restricted or calculated by reference to administrative boundaries, such as local authority areas. Users are generally expected to use their closest facility. The FPM reflects this through analysing the location of demand against the location of facilities, allowing for cross boundary movement of visits. For example, if a facility is on the boundary of a local authority, users will generally be expected to come from the population living close to the facility, but who may be in an adjoining authority
6. **Facility Attractiveness – for halls and pools only**
- 6.1. Not all facilities are the same and users will find certain facilities more attractive to use than others. The model attempts to reflect this by introducing an attractiveness weighting factor, which effects the way visits are distributed between facilities. Attractiveness however, is very subjective. Currently weightings are only used for hall and pool modelling, with a similar approach for AGPs is being developed.
- 6.2. Attractiveness weightings are based on the following:

⁴ To reflect the fact that as distance to a facility increases, fewer visits are made, the FPM uses a travel time distance decay curve, where the majority of users travel up to 20 minutes. The FPM also takes account of the road network when calculating travel times. Car ownership levels, taken from Census data, are also taken into account when calculating how people will travel to facilities.

- 6.2.1. Age/refurbishment weighting – pools & halls - the older a facility is, the less attractive it will be to users. It is recognised that this is a general assumption and that there may be examples where older facilities are more attractive than newly built ones due to excellent local management, programming and sports development. Additionally, the date of any significant refurbishment is also included within the weighting factor; however, the attractiveness is set lower than a new build of the same year. It is assumed that a refurbishment that is older than 20 years will have a minimal impact on the facilities attractiveness. The information on year built/refurbished is taken from Active Places. A graduated curve is used to allocate the attractiveness weighting by year. This curve levels off at around 1920 with a 20% weighting. The refurbishment weighting is slightly lower than the new built year equivalent.
- 6.2.2. Management & ownership weighting – halls only - due to the large number of halls being provided by the education sector, an assumption is made that in general, these halls will not provide as balanced a program than halls run by LAs, trusts, etc, with school halls more likely to be used by teams and groups through block booking. A less balanced programme is assumed to be less attractive to a general, pay & play user, than a standard local authority leisure centre sports hall, with a wider range of activities on offer.
- 6.3. To reflect this, two weightings curves are used for education and non-education halls, a high weighted curve, and a lower weighted curve;
- 6.3.1. High weighted curve - includes Non education management - better balanced programme, more attractive.
- 6.3.2. Lower weighted curve - includes Educational owned & managed halls, less attractive.
- 6.4. Commercial facilities – halls and pools - whilst there are relatively few sports halls provided by the commercial sector, an additional weighing factor is incorporated within the model to reflect the cost element often associated with commercial facilities. For each population output area the Indices of Multiple Deprivation (IMD) score is used to limit whether people will use commercial facilities. The assumption is that the higher the IMD score (less affluence) the less likely the population of the OA would choose to go to a commercial facility.
- 7. Utilised Capacity (used capacity)**
- 7.1. Following on from Comfort Factor section, here is more guidance on Utilised Capacity.
- 7.2. Utilised capacity refers to how much of facilities theoretical capacity is being used. This can, at first, appear to be unrealistically low, with area figures being in the 50-60% region. England figure for Feb 2008 Pools was only 57.6%.
- 7.3. Without any further explanation, it would appear that facilities are half empty. The key point is not to see a facilities theoretical maximum capacity (100%) as being an optimum position. This, in practise, would mean that a facility would need to be completely full every hour it was open in the peak period. This would be both unrealistic from an operational perspective and undesirable from a user's perspective, as the facility would completely full.

7.4. For examples:

A 25m, 4 lane pool has Theoretical capacity of 2260 per week, during 52 hour peak period.

	4-5pm	5-6pm	6-7pm	7-8pm	8-9pm	9-10pm	Total Visits for the evening
Theoretical max capacity	44	44	44	44	44	44	264
Actual Usage	8	30	35	50	15	5	143

7.5. Usage of a pool will vary throughout the evening, with some sessions being busier than others though programming, such as, an aqua-aerobics session between 7-8pm, lane swimming between 8-9pm. Other sessions will be quieter, such as between 9-10pm. This pattern of use would give a total of 143 swims taking place. However, the pool's maximum capacity is 264 visits throughout the evening. In this instance the pools utilised capacity for the evening would be 54%.

7.6. As a guide, 70% utilised capacity is used to indicate that pools are becoming busy, and 80% for sports halls.

7.7.

8. Travel times Catchments

8.1. The model use travel times to define facility catchments. These travel times have been derived through national survey work, and so are based on actual travel patterns of users. With the exception of London where DoT travel speeds are used for Inner & Outer London Boroughs, these travel times are used across the country and so do not pick up on any regional differences, of example, longer travel times for remoter rural communities.

8.2. The model includes three different modes of travel, by car, public transport & walking. Car access is also taken into account, in areas of lower access to a car, the model reduces the number of visits made by car, and increases those made on foot.

8.3. Overall, surveys have shown that the majority of visits made to swimming pools, sports halls and AGPs are made by car, with a significant minority of visits to pools and sports halls being made on foot.

Facility	Car	Walking	Public transport
Swimming Pool	76%	15%	9%
Sports Hall	77%	15%	8%
AGP			
Combined	83%	14%	3%
Football	79%	17%	3%
Hockey	96%	2%	2%

8.4. The model includes a distance decay function; where the further a user is from a facility, the less likely they will travel. The set out below is the survey data with the % of visits made within each of the travel times, which shows that almost 90% of all visits, both car borne or walking, are made within 20 minutes. Hence, 20 minutes is often used as a rule of thumb for catchments for sports halls and pools.

8.5.	For halls		Sport halls		Swimming Pools		AGPs, there is a similar pattern to and pools, with Hockey users observed as travelling slightly
		Minutes	Car	Walk	Car	Walk	
		0-10	62%	61%	58%	57%	
		10-20	29%	26%	32%	31%	
		20 -40	8%	11%	9%	11%	

further (89% travel up to 30 minutes). Therefore, a 20 minute travel time can also be used for 'combined' and 'football', and 30 minutes for hockey.

Artificial Grass Pitches						
	Combined		Football		Hockey	
Minutes	Car	Walk	Car	Walk	Car	Walk
0-10	28%	38%	30%	32%	21%	60%
10-20	57%	48%	61%	50%	42%	40%
20 -40	14%	12%	9%	15%	31%	0%

NOTE: These are approximate figures, and should only used as a guide.

Inclusion Criteria used within analysis

Swimming Pools

The following inclusion criteria were used for this analysis;

- Include all Operational Indoor Pools available for community use i.e. pay and play, membership, Sports Club/Community Association
- Exclude all pools not available for community use i.e. private use
- Exclude all outdoor pools i.e. Lidos
- Exclude all pools where the main pool is less than 20 meters OR is less than 160 square meters.⁵
- Include all 'planned', 'under construction, and 'temporarily closed' facilities only where all data is available for inclusion.
- Where opening times are missing, availability has been included based on similar facility types.
- Where the year built is missing assume date 1975⁶.

Facilities in Wales and the Scottish Borders included, as supplied by sportscotland and Sports Council for Wales. Scottish facilities use a default weighting due to lack of data on facility age.

⁵ 160m is equivalent to a 20m x 8m pool. This assumption will exclude very small pools, such as plunge pools and hotel pools.

⁶ Choosing a date in the mid '70s ensures that the facility is included, whilst not overestimating its impact within the run.

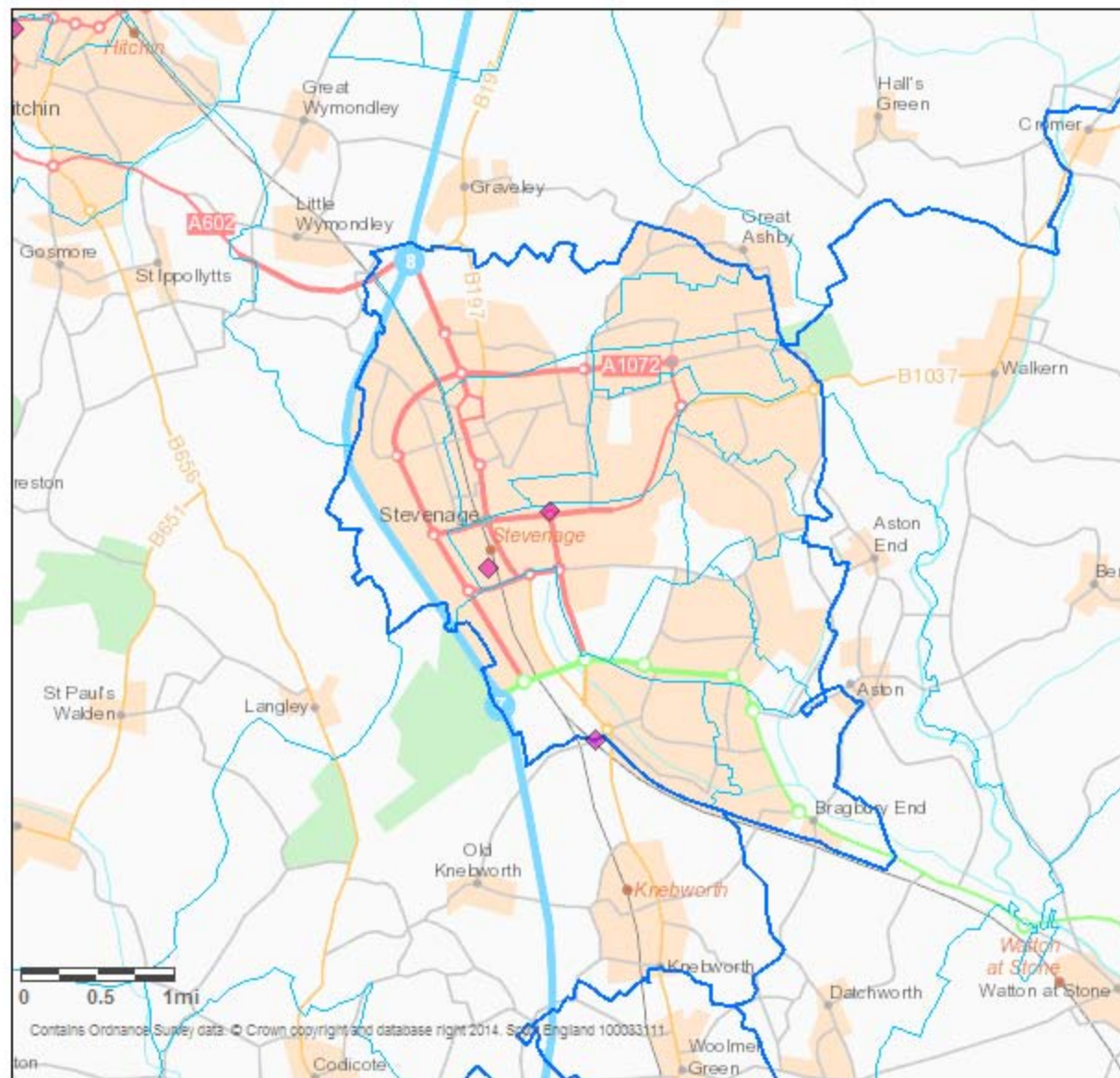
Model Parameters used in the Analysis

Pool Parameters

At one Time Capacity	0.16667 per square metre = 1 person per 6 square meters																											
Catchments	<p>Car: 20 minutes</p> <p>Walking: 1.6 km</p> <p>Public transport: 20 minutes at about half the speed of a car</p> <p>NOTE: Catchment times are indicative, within the context of a distance decay function of the model.</p>																											
Duration	60 minutes for tanks and leisure pools																											
Participation	<table><tr><td>Age</td><td>0 - 15</td><td>16 - 24</td><td>25 - 39</td><td>40 - 59</td><td>60-79</td><td>80+</td></tr><tr><td>Male</td><td>13.23</td><td>7.91</td><td>9.41</td><td>8.31</td><td>4.85</td><td>2.18</td></tr><tr><td>Female</td><td>12.72</td><td>15.41</td><td>16.19</td><td>12.84</td><td>7.65</td><td>1.87</td></tr></table>							Age	0 - 15	16 - 24	25 - 39	40 - 59	60-79	80+	Male	13.23	7.91	9.41	8.31	4.85	2.18	Female	12.72	15.41	16.19	12.84	7.65	1.87
Age	0 - 15	16 - 24	25 - 39	40 - 59	60-79	80+																						
Male	13.23	7.91	9.41	8.31	4.85	2.18																						
Female	12.72	15.41	16.19	12.84	7.65	1.87																						
Frequency	<table><tr><td>Age</td><td>0 - 15</td><td>16 - 24</td><td>25 - 39</td><td>40 - 59</td><td>60-79</td><td>80+</td></tr><tr><td>Male</td><td>0.92</td><td>1.05</td><td>0.97</td><td>1.02</td><td>1.22</td><td>1.42</td></tr></table>							Age	0 - 15	16 - 24	25 - 39	40 - 59	60-79	80+	Male	0.92	1.05	0.97	1.02	1.22	1.42							
Age	0 - 15	16 - 24	25 - 39	40 - 59	60-79	80+																						
Male	0.92	1.05	0.97	1.02	1.22	1.42																						

(vpwpp)		<table><tr><td>Female</td><td>0.95</td><td>0.98</td><td>0.88</td><td>1.00</td><td>1.10</td><td>1.19</td></tr></table>	Female	0.95	0.98	0.88	1.00	1.10	1.19	
Female	0.95	0.98	0.88	1.00	1.10	1.19				
Peak Period		Weekday: 12:00 to 13:30, 16:00 to 22.00								
		Saturday: 09:00 to 16:00								
		Sunday: 09:00 to 16:30								
Percentage in Peak Period		Total: 52 Hours								
		63%								

Facilities Planning Model - National Runs - Swimming Pools 2014



Legend

FPM NR 14

Swimming Pools Sites (vpwpp)

- ◆ 14 - 1000
- ◆ 1001 - 2000
- ◆ 2001 - 5000
- ◆ 5001 - 10000
- ◆ 10001 - 20000

Government

- Regions
- County
- Local Authority
- Wards

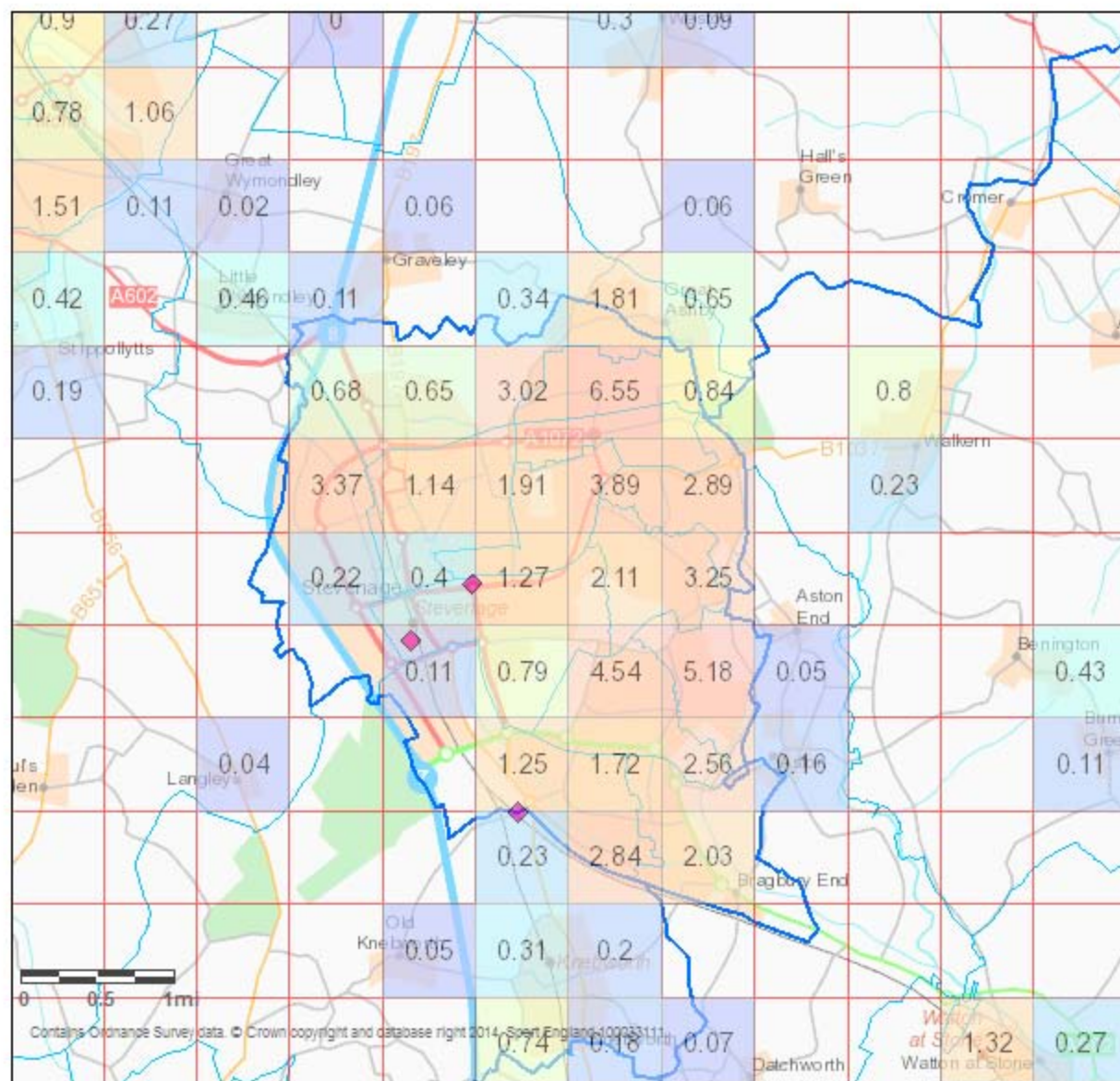


Sport England assumes no responsibility for the completeness, accuracy and currency of the information contained on this map/report. This information is taken from the Active Places Power website and its terms and conditions apply.

2/4/2014 11:30

Facilities Planning Model - National Runs - Swimming Pools 2014 Unmet Demand

Unmet Demand expressed as square metres of water (round to two decimal places). Data outputs shown thematically (colours) at either output area level or aggregated at 1km square (figure labels).



Legend

FPM NR 14

Swimming Pools Sites (vpwpp)

- ◆ 14 - 1000
- ◆ 1001 - 2000
- ◆ 2001 - 5000
- ◆ 5001 - 10000
- ◆ 10001 - 20000

Swimming Pools UD

UD 1km grid colours (sqm water)

- 10.1 - 42.4
- 5.1 - 10.0
- 2.6 - 5.0
- 1.1 - 2.5
- 1.0
- 0.9
- 0.8
- 0.7
- 0.6
- 0.5
- 0.4
- 0.3
- 0.2
- 0.1
- 0.0
- No Population

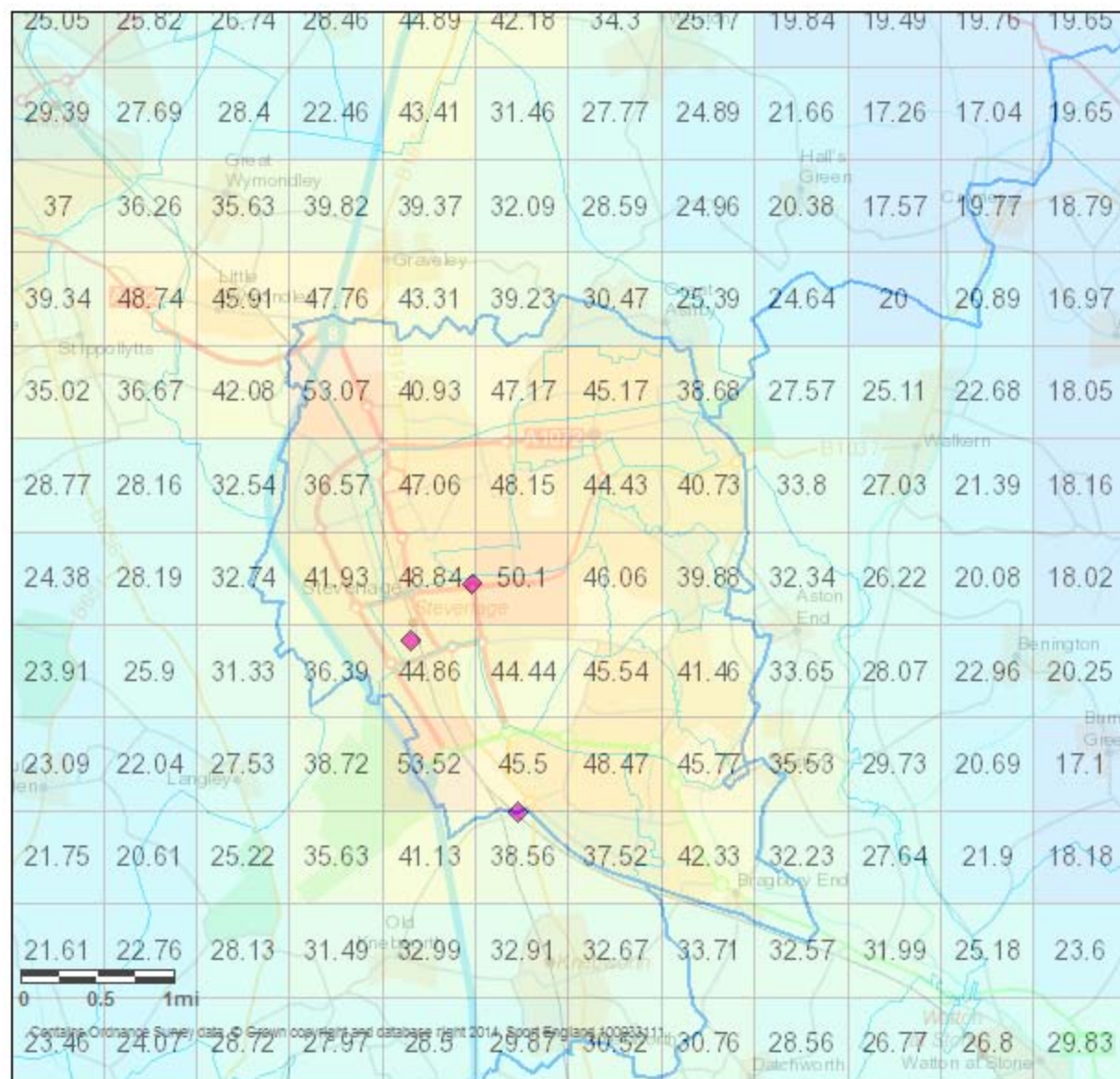
Government Regions

- County
- Local Authority
- Wards

Facilities Planning Model - National Runs - Swimming Pools 2014

Aggregated Unmet Demand

Aggregated Unmet Demand expressed as square metres of water (rounded to two decimal places). Data outputs shown thematically (colours) at 1km square (figure labels).



Legend

FPM NR 14

Swimming Pools Sites (vpwpp)

- 14 - 1000
- 1001 - 2000
- 2001 - 5000
- 5001 - 10000
- 10001 - 20000

Swimming Pools AUD

AUD 1km grid colours (sqm water)

- 250.1 - 353.0
- 100.1 - 250.0
- 75.1 - 100.0
- 50.1 - 75.0
- 45.1 - 50.0
- 40.1 - 45.0
- 35.1 - 40.0
- 30.1 - 35.0
- 25.1 - 30.0
- 20.1 - 25.0
- 15.1 - 20.0
- 10.1 - 15.0
- 5.1 - 10.0
- 0.0 - 5.0

Government

Regions

County

Local Authority

Wards

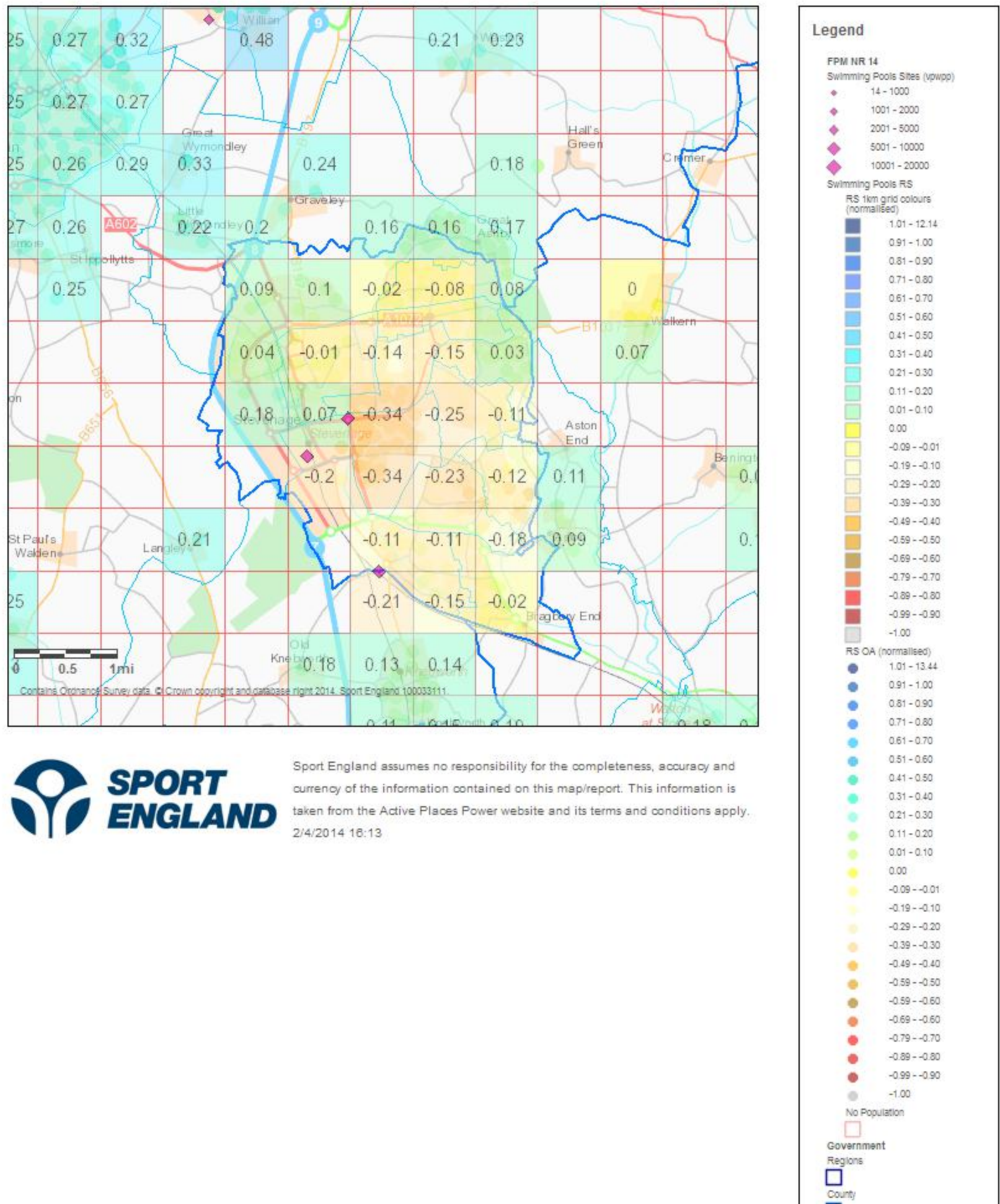


Sport England assumes no responsibility for the completeness, accuracy and currency of the information contained on this map/report. This information is taken from the Active Places Power website and its terms and conditions apply.

2/4/2014 14:29

Facilities Planning Model - National Runs - Swimming Pools 2014 Relative Share

Share of water divided by demand made relative to the National Average for this run (1.14 sqm per visit per week). Data outputs shown thematically (colours) at either output area level or aggregated at 1km square (figure labels).



Sport England assumes no responsibility for the completeness, accuracy and currency of the information contained on this map/report. This information is taken from the Active Places Power website and its terms and conditions apply.
2/4/2014 16:13

APPENDIX 8

Football teams in Stevenage

Football Teams in Stevenage

Club Name	League Name	kick off day	kick off time	Team Name	Ground Name
2Dry F.C.	CSSL	sun	am	First	Alleyes School
A1 Trophies F.C.	CSSL	sun	am	First	Shephalbury Park
AJS Tyres Broadhall F.C.	CSSL	sun	am	First	Peartree Park
Albion Youth F.C.	Royston Crow	sun	am	U13	Council ground not allocated
Albion Youth F.C.	Royston Crow	sun	am	U16	Council ground not allocated
Almond Tree F.C.	CSSL	sun	am	First	Canterbury way
A.P. Construction F.C.	CSSL	sun	am	First	Meadway Park
Austen Arrowheads F.C.	MHRML	sat	am	U11 Panthers	Council ground not allocated
Austen Arrowheads F.C.	MHRML	sat	am	U11's Pumas	Council ground not allocated
Austen Arrowheads F.C.	Royston Crow	Sun	am	U12	Council ground not allocated
Austen Arrowheads F.C.	Royston Crow	sat	am	U13 Blues	Council ground not allocated
Austen Arrowheads F.C.	Royston Crow	sun	am	U13 Reds	Council ground not allocated
Austen Arrowheads F.C.	Royston Crow	sun	am	U15	Council ground not allocated
Austen Arrowheads F.C.	Royston Crow	Sat	am	U7	Council ground not allocated
Austen Arrowheads F.C.	Royston Crow	Sat	am	U8	Lodge Farm JMI School
Austen Arrowheads F.C.	Royston Crow	Sun	am	U9	Council ground not allocated
Barmond United F.C.	HDORCL	Sat	pm	First	The Football Akademy
Barmond United F.C.	Royston Crow	Sun	am	U12	Hampson Park
Barmond United F.C.	Royston Crow	Sun	am	U14	Hampson Park
Barmond United F.C.	Royston Crow	Sun	am	U15	King George V Playingfields
Barmond United F.C.	Royston Crow	Sun	am	U16	King George V Playingfields
Barmond United F.C.	Royston Crow	Sun	am	U12b	Council ground not allocated
Bedwell Rangers (CSSL) F.C.	CSSL	sun	am	First	Peartree Park
Bedwell Rangers F.C.	HGFPL	Thurs	pm	U10 girls	Ridlins
Bedwell Rangers F.C.	HGFPL	Sat	am	U11 Girls	Marriots School
Bedwell Rangers F.C.	HGFPL	Thurs	pm	U12 Girls Dragons	Ridlins
Bedwell Rangers F.C.	HGFPL	Thurs	pm	U12 Girls Scorpians	Ridlins
Bedwell Rangers F.C.	HGFPL	sat	am	U13 Girls	Ridgemond Park
Bedwell Rangers F.C.	HGFPL	Sat	am	U14 Girls	Ridlins
Bedwell Rangers F.C.	HGFPL	Sat	am	U16 Girls Dragons	Ridlins
Bedwell Rangers F.C.	HGFPL	Sat	am	U8 Girls	Marriots School
Bedwell Rangers F.C.	HGFPL	sat	am	U9 Girls	Ridlins
Bedwell Rangers F.C.	Royston Crow	Sun	am	U10 Blacksox/Redsox	Wollenwick JM School
Bedwell Rangers F.C.	Royston Crow	Sun	am	U10 Cougars	Wollenwick JM School
Bedwell Rangers F.C.	Royston Crow	Sun	am	U10 Red Sox	Council ground not allocated
Bedwell Rangers F.C.	Royston Crow	Sun	am	U11 Lions	Marriots School
Bedwell Rangers F.C.	Royston Crow	sun	am	U11 Reds	Marriots School
Bedwell Rangers F.C.	Royston Crow	sun	am	U13 Irons	Marriots School
Bedwell Rangers F.C.	Royston Crow	sun	am	U13 Lions	Marriots School
Bedwell Rangers F.C.	Royston Crow	sun	am	U14	Marriots School
Bedwell Rangers F.C.	Royston Crow	sun	am	U15 Aztecs	Marriots School
Bedwell Rangers F.C.	Royston Crow	sun	am	U16	Marriots School
Bedwell Rangers F.C.	Royston Crow	Sat	am	U8 Lions/Panthers	Ridlins
Bedwell Rangers F.C.	Royston Crow	Sun	am	U9 A&B	Ridlins
Bedwell Rangers F.C.	Disability	n/a		U17 Disability	Marriots School
Brackas F.C.	CSSL	sun	am	First	Peartree Park
Broadhall Athletic F.C.	CSSL	sun	am	First	Shephallbury Park
Broadhall Youth F.C.	Royston Crow	Sun	am	U10	Council ground not allocated
Broadhall Youth F.C.	Royston Crow	Sun	am	U12	Council ground not allocated
Broadhall Youth F.C.	Royston Crow	sun	am	U13	Council ground not allocated
Broadhall Youth F.C.	Royston Crow	Sat	am	U7	Council ground not allocated
Broadhall Youth F.C.	Royston Crow	sun	am	U9	Council ground not allocated
Chells Athletic F.C.	Royston Crow	sun	am	U18	Council ground not allocated
Coopers United	Frank Neville Mem Cup	sun	am	First	Canterbury Way
Dun Cow (CSSL) F.C.	CSSL	sun	am	First	Meadway Park
Fairlands Youth F.C.	Royston Crow	Sun	am	U10 Yellow/Black	The Barclay School
Fairlands Youth F.C.	Royston Crow	sun	am	U13	The Barclay School
Fairlands Youth F.C.	Royston Crow	sun	am	U16	The Barclay School
Fairlands Youth F.C.	Royston Crow	sun	am	u18	The Barclay School
Fairlands Youth F.C.	Royston Crow	sun	am	U9	The Barclay School
F.C. Cornerstone	Hertford & District ORC Football League	sat	pm	First Alpha	The Meadway
F.C. Cornerstone	Churches Football League	sat	pm	FCC Zim	The Meadway
F.C. Cornerstone	Churches Football League	sat	pm	Omega	The Meadway
JML Plumbing and Heating Athletic F.C.	CSSL	sun	am	First	King George V Playingfields
Kingdom Athletic F.C.	CSSL	sun	am	First	Canterbury way

Club Name	League Name	kick off day	kick off time	Team Name	Ground Name
Leisure Leagues.com F.C.	CSSL	sun	am	First	Peartree Park
Marquis of Lorne South F.C.	CSSL	sun	am	First	King George V Playingfields
MBDA F.C.	CSSL	sun	am	First	Barclay School, Walkern Road
MBDA F.C.	Mid Herts Vets League	midweek		Vets	Barclay School, Walkern Road
M.K.S. Carpentry F.C.	CSSL	sun	am	First	Canterbury way
Nirankari F.C.	CSSL	sun	am	First	Thomas Alleyne School
Old Barclavians F.C.	CSSL	sun	am	First	The Barclay School
Pin Green Juniors F.C.	Royston Crow	Sun	am	U10 Blues/Yellows	Mossbury School
Pin Green Juniors F.C.	Royston Crow	sun	am	U11	Council ground not allocated
Pin Green Juniors F.C.	Royston Crow	sun	am	U12	Council ground not allocated
Pin Green Juniors F.C.	Royston Crow	sun	am	U14	Council ground not allocated
Pin Green Juniors F.C.	Royston Crow	sun	am	U15	Council ground not allocated
Pin Green Juniors F.C.	Royston Crow	Sat	am	U8	Mossbury School
Pin Green Juniors F.C.	Royston Crow	Sun	am	U9	Mossbury School
Renz Rangers	CSSL	sun	am	First	King George V Playingfields
Shephall United FC	Royston Crow	sun	am	U12	Featherstone Wood School
Shephall United FC	Royston Crow	sat	am	U13	Council ground not allocated
Shephall United FC	Royston Crow	sun	am	U16	Council ground not allocated
Shephall United FC	Royston Crow	Sat	am	U8	Shephalbury Park School
Shephall United FC	Royston Crow	sun	am	U11	Featherstone Wood School
St Davids F.C.	Royston Crow	Sun	am	U10	Almond Hill Junior School
St Davids F.C.	Royston Crow	sun	am	U11	Almond Hill Junior School
St Davids F.C.	Royston Crow	Sat	am	U8	Almond Hill Junior School
Stevenage Borough Juniors F.C.	HGFPL	Sat	am	U11 Girls	Meadway Park
Stevenage Borough Juniors F.C.	Royston Crow	Sun	am	U10 Harriers	Shephalbury Park School
Stevenage Borough Juniors F.C.	Royston Crow	Sun	am	U10 Allstars	Shephalbury Park School
Stevenage Borough Juniors F.C.	Royston Crow	Sun	am	U10 Spitfires	Council ground not allocated
Stevenage Borough Juniors F.C.	Royston Crow	sun	am	U10 Tornadoes	Shephalbury Park School
Stevenage Borough Juniors F.C.	Royston Crow	sun	am	U11 Allstars	Council ground not allocated
Stevenage Borough Juniors F.C.	Royston Crow	sun	am	U11 Blacksox	Council ground not allocated
Stevenage Borough Juniors F.C.	Royston Crow	sun	am	U11 Redsox	Council ground not allocated
Stevenage Borough Juniors F.C.	Royston Crow	sun	am	U12 Blacksox Rangers	Valley Sports Football Academy
Stevenage Borough Juniors F.C.	Royston Crow	sun	am	U16	Valley Sports Football Academy
Stevenage Borough Juniors F.C.	Royston Crow	sun	am	U12 Puma	Valley Sports Football Academy
Stevenage Borough Juniors F.C.	Royston Crow	sun	am	U13 Eagles	Valley Sports Football Academy
Stevenage Borough Juniors F.C.	Royston Crow	sat	am	U13 Stars	Valley Sports Football Academy
Stevenage Borough Juniors F.C.	Royston Crow	sun	am	U14 Lions	Valley Sports Football Academy
Stevenage Borough Juniors F.C.	Royston Crow	sun	am	U14 Tornadoes	Valley Sports Football Academy
Stevenage Borough Juniors F.C.	Royston Crow	Sat	am	U7 Athletico	Long Meadow School
Stevenage Borough Juniors F.C.	Royston Crow	sat	am	U7 AC	Long Meadow School
Stevenage Borough Juniors F.C.	Royston Crow	sun	am	U8 Blacksox	Valley Sports Football Academy
Stevenage Borough Juniors F.C.	Royston Crow	Sat	am	U8 Sporting	Long Meadow School
Stevenage Borough Juniors F.C.	Royston Crow	Sat	am	U8 Inte A&B	Long Meadow School
Stevenage Borough Juniors F.C.	Royston Crow	Sat	am	U9 Adders	Collenswood School
Stevenage Borough Juniors F.C.	Royston Crow	Sat	am	U9 Elite	Long Meadow School
Stevenage Borough Juniors F.C.	Royston Crow	Sat	am	U8 Vipers	Long Meadow School
Stevenage Borough Juniors F.C.	Royston Crow	Sat	am	U9 Vipers	Collenswood School
Stevenage Borough Juniors F.C.		sun	am	U15 Viking	Valley Sports Football Academy
Stevenage Colts F.C.	Royston Crow	sun	am	U13	Canterbury
Stevenage Colts F.C.	Royston Crow	sun	am	U18	Canterbury

APPENDIX 9

Football teams outside Stevenage

Football teams playing outside Stevenage but wishing to relocate or drawing numbers of players from Stevenage

Club Name	League Name	kick off day	kick off time	Team Name	Ground Name
The Bank F.C.	CSSL	sun	am	First	Aston Park, Brookfield Lane
Benington F.C.	CSSL	sun	am	First	Benington Recreation Ground
Watton-at-Stone F.C.	HDORCL	sat	pm	First	School Lane
Watton-at-Stone F.C.	HDORCL	sat	pm	Reserves	School Lane
Watton Ladies F.C.	Beds and Herts County Girls and Women	sun	pm	First women	The Meadow, Watton at Stone
Watton Youth F.C.	MHRML	sat	am	U10	Datchworth School
Watton Youth F.C.	MHRML	sat	am	U11	Datchworth School
Watton Youth F.C.	MHRML	sat	am	U7	Datchworth School
Watton Youth F.C.	MHRML	sat	am	U8	Datchworth School
Watton Youth F.C.	MHRML	sat	am	U9	Datchworth School
Breachwood Lions F.C.	CSSL	Sun	am	First	Breachwood Green Recreation Ground, Hitchin
Lifestyles F.C.	CSSL	sun	am	First	Kinights Templar Sports Centre
Knebworth F.C.	HSCFL	sun	pm	First	Knebworth Recreation Grounds
Knebworth F.C.	HSCFL	sat	pm	Reserves	Knebworth Recreation Grounds
Knebworth Old Boys	Mid Herts Vets League	midweek	pm	First	Knebworth Recreation Grounds
Knebworth Youth F.C.	HGFPL	Thurs	pm	U12 Girls	Knebworth Recreation Grounds
Knebworth Youth F.C.	MHRML	sat	am	U14 Cheetahs Yellows	Knebworth Recreation Grounds
Knebworth Youth F.C.	Royston Crow	sun	am	U10 Tigers Black	Knebworth Recreation Grounds
Knebworth Youth F.C.	Royston Crow	sun	am	U10 Tigers Yellows	Knebworth Recreation Grounds
Knebworth Youth F.C.	Royston Crow	sun	am	U11 Jaguars Yellows	Knebworth Recreation Grounds
Knebworth Youth F.C.	Royston Crow	sun	am	U12 Pumas Yellows	Knebworth Recreation Grounds
Knebworth Youth F.C.	Royston Crow	sat	am	U8 A&B	Knebworth Recreation Grounds
Knebworth Youth F.C.	Royston Crow	sat	am	U7 Lions	Knebworth Recreation Grounds
Stevenage Borough Ladies F.C. (now Stevenage Ladies FC)	Eastern Region Womens Football League	Sunday	pm	Reserves Women	Codicote
Stevenage Borough Ladies F.C. (now Stevenage Ladies FC)	Eastern Region Womens Football League	Sunday	pm	First Women	Codicote
St Ippolyts F.C.	North and Mid Herts Football League	Sat	am	First	SPORTRecreation Ground
Weston Youth F.C.	Royston Crow	sun	am	U11	Weston Recreation Ground
Wymondley Meaders F.C.	North Home Counties Sunday FL	sun	am	First	Little Wymondley
Stevenage Town Youth F.C.	Royston Crow	sun	am	U14	Benington Recreation Ground
Symonds Green F.C.	Royston Crow	sun	am	U12	Walkern Sports Club
Symonds Green F.C.	Royston Crow	sun	am	U14	Walkern Sports Club
Symonds Green F.C.	Royston Crow	sun	am	U16	Walkern Sports Club
The Leyden All Stars F.C.	Disability	n/a		Disability	Dunstable

APPENDIX 10
Sport England Protecting Playing Fields Cost Sheets

Football pitches: budget costs for the Protecting Playing Fields Programme

<p>Important Note: Costs shown are typical budget costs to support applications to the Protecting Playing Fields Programme and should not be used for other purposes. The actual cost for any site will only be known after a full site appraisal, the production of a detailed specification, bill of quantities, drawings and receipt of tender bids for the proposed works.</p> <p>* If your pitch size isn't listed opposite, please choose the one closest the size of you pitch.</p> <p>* If you already have a site survey or Feasibility Study with costs for your project then please use them with your application.</p> <p>* Costs are exclusive of VAT</p>			
	Senior	Youth	Mini- soccer
	100.58 x 64.01 m with 3.66 m safety margin on all sides.	91.44 x 54.86 m with 3.66 m safety margin on all sides.	45.72 x 27.43 m with 3.66 m safety margin on all sides.
<p>1. Piped drainage scheme with sand grooves (if required)</p> <p>Typical costs include preliminaries, setting up, transport, installation of pipe drainage scheme, installation of sand grooves, application of fertilizer, seeding and making good^{1,2}.</p> <p><i>Budget cost for piped drainage with sand grooves</i></p>	£38,500	£32,000	£13,500
<p>2. Regrading and improvement of playing surface (if required)</p> <p>Typical costs include preliminaries, setting up, transport, removal of vegetation and goal post sockets, top soil importation, cultivation and grading, sand amelioration, applying fertilizer, seeding and reinstatement³.</p> <p><i>Budget cost for regrading and surface improvement</i></p>	£24,000	£19,800	£8,500
<p>A. Initial maintenance following drainage or improvement works (12 months, provided by the pitch contractor)</p> <p>On completion of improvement works, natural turf pitches are rarely in a condition that would allow them to be playable as the grass will be immature and susceptible to damage. It is therefore recommended that the contractor is responsible for 'growing-in' the pitch and maintaining it for 12 months. Typical costs include mowing, fertilizer and herbicide application, applying and working in topdressing sand, overseeding, compaction alleviation and the treatment of pests and diseases.</p> <p><i>Budget cost for initial maintenance (12 months)</i></p>	£18,000	£14,500	£4,800
<p>B. Annual grounds maintenance costs (assumes all operations are contracted out)</p> <p>It is critical to the long term success of any new pitch works that the pitch is properly maintained.</p> <p>Maintenance work should be carried out by experienced groundsmen and will typically incorporate the following: mowing (say 30 cuts/annum), spreading fertilizer, applying herbicide, applying and working in top dressing sand, reseeding, compaction alleviation, spiking/slitting (x4), application of pesticide/fungicide, weekly line marking and scarification.</p> <p><i>Budget cost for regular ongoing maintenance</i></p>	£12,700	£10,200	£4,500

¹ For situations where the outfall for the drainage water (e.g. a nearby ditch, stream or manhole) is higher than the piped drainage system, there will be a need to install a sump with a pump so that water can be pumped up to the outfall. Pump and sump systems typically add £8,000 to £12,000 to the drainage costs.

- 2 In certain circumstances, a restriction may be placed on the amount of drainage water that can leave the site in a given time, necessitating the design and installation of some form of attenuation system. These are commonly referred to as sustainable urban drainage systems (SUDS) and typically add £4,000 to £8,000 to the drainage costs.
- 3 In exceptional circumstances where the slope of the pitch is excessive, it may be necessary to remove the topsoil, reshape the subsoil by removing high areas and building up low areas, replace the topsoil and reseed the site. Depending on how much re-modelling is required, this can add between 20 and 30 % to the re-grading and improvement of playing surface c

Cricket: budget costs for the Protecting Playing Fields Programme

<p>Important Note: Costs shown are typical budget costs to support applications to the Protecting Playing Fields Programme and should not be used for other purposes. The actual cost for any site will only be known after a full site appraisal, the production of a detailed specification, bill of quantities, drawings and receipt of tender bids for the proposed works.</p> <p>* If your pitch size isn't listed opposite, please choose the one closest the size of you pitch.</p> <p>* If you already have a site survey or Feasibility Study with costs for your project then please use them with your application.</p> <p>* Costs are exclusive of VAT</p>	<p>Cricket only</p> <p>8 pitch square: 25.00 x 24.40 m</p> <p>Outfield: 13,542 m².</p>	<p>Cricket + two football pitches on the outfield</p> <p>8 pitch square: 25.00 x 24.40 m</p> <p>Outfield: 21,060 m².</p>
<p>1. Construction works to a cricket square (if required)</p> <p>Typical costs include preliminaries, setting up, transport, excavation, importation and placement of cricket loam, application of fertilizer, seeding, installation of a perimeter drain and irrigation hydrant and making good.</p> <p><i>Budget cost for construction of 8 pitch cricket square</i></p>	<p>£21,000</p>	<p>£21,000</p>
<p>2. Cricket outfield piped drainage scheme with sand grooves (if required)</p> <p>Typical costs include preliminaries, setting up, transport, installation of pipe drainage scheme, installation of sand grooves, application of fertilizer, seeding and making good^{1,2}.</p> <p><i>Budget cost for piped drainage with sand grooves</i></p>	<p>£60,000</p>	<p>£92,000</p>
<p>3. Regrading and improvement of outfield surface (if required)</p> <p>Typical costs include preliminaries, setting up, transport, removal of vegetation, top soil importation, cultivation and grading, sand amelioration, applying fertilizer, seeding and reinstatement³.</p> <p><i>Budget cost for regrading and surface improvement</i></p>	<p>£39,000</p>	<p>£59,000</p>
<p>A. Initial maintenance following construction or improvement works (12 months, provided by the pitch contractor)</p> <p>On completion of improvement works, natural turf facilities are rarely in a condition that would allow them to be playable as the grass will be immature and susceptible to damage. It is therefore recommended that the contractor is responsible for 'growing-in' the facility and maintaining it for 12 months. Typical costs include mowing, fertilizer and herbicide application, rolling, verti-cutting, scarification, spiking, applying and working in topdressing loam, applying and working in topdressing sand, overseeding, compaction alleviation and the treatment of pests and diseases.</p> <p><i>Budget cost for initial maintenance of cricket square(12 months)</i></p> <p><i>Budget cost for initial maintenance of outfield(12 months)</i></p>	<p>£9,100</p> <p>£30,500</p>	<p>£9,100</p> <p>£46,500</p>
<p>B. Annual grounds maintenance costs (assumes all operations are contracted out)</p> <p>It is critical to the long term success of any new pitch works project that the facility is properly maintained. Maintenance work should be carried out by experienced groundsmen and will typically incorporate the following: mowing, spreading fertilizer, applying herbicide, rolling, verti-cutting, applying and working in top dressing sand, reseeding, compaction alleviation, spiking/slitting, application of pesticide/fungicide and scarification.</p> <p><i>Budget cost for regular ongoing maintenance of cricket square</i></p> <p><i>Budget cost for regular ongoing maintenance of outfield</i></p>	<p>£10,500</p>	<p>£10,500</p>

		£18,500	£28,000
1	For situations where the outfall for the drainage water (e.g. a nearby ditch, stream or manhole) is higher than the piped drainage system, there will be a need to install a sump with a pump so that water can be pumped up to the outfall. Pump and sump systems typically add £12,000 to the drainage costs.		
2	In certain circumstances, a restriction may be placed on the amount of drainage water that can leave the site in a given time, necessitating the design and installation of some form of attenuation system. These are commonly referred to as sustainable urban drainage systems (SUDS) and typically add £8,000 to the drainage costs.		
3	In exceptional circumstances where the slope of the outfield is excessive, it may be necessary to remove the topsoil, reshape the subsoil by removing high areas and building up low areas, replace the topsoil and reseed the site. Depending on how much re-modelling is required, this can add between 20 and 30 % to the re-grading and improvement of playing surface cost.		

Rugby union pitch: budget costs for the Protecting Playing Fields Programme

<p>Important Note: Costs shown are typical budget costs to support applications to the Protecting Playing Fields Programme and should not be used for other purposes. The actual cost for any site will only be known after a full site appraisal, the production of a detailed specification, bill of quantities, drawings and receipt of tender bids for the proposed works.</p> <p>* The pitch sizes provided are the MAXIMUM size for that age group</p> <p>* If your pitch size isn't listed opposite, please choose the one closest the size of your pitch</p> <p>* If you already have a site survey or Feasibility Study with costs for your project then please use them with your application.</p> <p>* Costs are exclusive of VAT</p>	<p>Adult</p> <p>100 x 70 m with 22 m dead ball lines and 5 m safety margin on all sides.</p>	<p>Junior (U11-U12)</p> <p>60 x 43 m with 5 m dead ball lines and 5 m safety margin on all sides.</p>
<p>1. Piped drainage scheme with sand grooves (if required)</p> <p>Typical costs include preliminaries, setting up, transport, installation of pipe drainage scheme, installation of sand grooves, application of fertilizer, seeding and making good^{1,2}.</p> <p><i>Budget cost for piped drainage with sand grooves</i></p>	<p>£57,500</p>	<p>£24,500</p>
<p>2. Regrading and improvement of playing surface (if required)</p> <p>Typical costs include preliminaries, setting up, transport, removal of vegetation and goal post sockets, top soil importation, cultivation and grading, sand amelioration, applying fertilizer, seeding and reinstatement³.</p> <p><i>Budget cost for regrading and surface improvement</i></p>	<p>£36,500</p>	<p>£15,000</p>
<p>A. Initial maintenance following drainage or improvement works (12 months, provided by the pitch contractor)</p> <p>On completion of improvement works, natural turf pitches are rarely in a condition that would allow them to be playable as the grass will be immature and susceptible to damage. It is therefore recommended that the contractor is responsible for 'growing-in' the pitch and maintaining it for 12 months. Typical costs include mowing, fertilizer and herbicide application, applying and working in topdressing sand, overseeding, compaction alleviation and the treatment of pests and diseases.</p> <p><i>Budget cost for initial maintenance (12 months)</i></p>	<p>£28,000</p>	<p>£10,500</p>
<p>B. Annual grounds maintenance costs (assumes all operations are contracted out)</p> <p>It is critical to the long term success of any new pitch works that the pitch is properly maintained.</p> <p>Maintenance work should be carried out by experienced groundsmen and will typically incorporate the following: mowing (say 30 cuts/annum), spreading fertilizer, applying herbicide, applying and working in top dressing sand, reseeding, compaction alleviation, spiking/slitting (x4), application of pesticide/fungicide, weekly line marking and scarification.</p> <p><i>Budget cost for regular ongoing maintenance</i></p>	<p>£19,000</p>	<p>£7,500</p>

¹ For situations where the outfall for the drainage water (e.g. a nearby ditch, stream or manhole) is higher than the piped drainage system, there will be a need to install a sump with a pump so that water can be pumped up to the outfall. Pump and sump systems typically add £8,000 to £12,000 to the drainage costs.

² In certain circumstances, a restriction may be placed on the amount of drainage water that can leave the site in a given time, necessitating the design and installation of some form of attenuation system. These are commonly referred to as sustainable urban drainage systems (SUDS) and typically add £4,000 to £8,000 to the drainage costs.

³ In exceptional circumstances where the slope of the pitch is excessive, it may be necessary to remove the topsoil, reshape the subsoil by removing high areas and building up low areas, replace the topsoil and reseed the site. Depending on how much re-modelling is required, this can add between 20 and 30 % to the re-grading and improvement of playing surface cost.

APPENDIX 11

Sports Facilities in Stevenage

Sports Facilities in Stevenage

The following lists all of the sports facilities in Stevenage borough considered by this Assessment and Strategy, as at December 2014.

Artificial Grass Pitches

Barclay School
John Henry Newman School
Marriott's Sports Centre
Stevenage Football Academy
The Nobel School

Athletics Tracks

Ridlins Wood, Stevenage

Bowling Greens

Shephalbury Park
King George V Recreation Ground
St Nicholas Park- disused green

Dedicated Gymnastics Centre

Marriott's Sports Centre

Fitness Facilities

ACTIVE4LESS (Stevenage)
Barclay School
Barnwell Sports Centre
Changes Gym
David Lloyd Club (Stevenage)
FIT4LESS (Stevenage)
Marriott's Sports Centre
The Nobel School
Pumped Gym
Stevenage Arts and Leisure Centre
Stevenage Swimming Centre
Trugym Stevenage

Golf

The Stevenage Golf Centre

Grass Playing Pitches

Almond Hill Junior School
Barclay School

Barnwell School (Collenswood)
Bragbury End - Former BAE Sports Ground - disused pitches
Broom Barns Community Primary School
Camps Hill Primary School
Canterbury Park
Chells Park
Fairlands Primary School
Featherstone Wood Primary School
Hampson Park
John Henry Newman School
King George V Playing Fields
Lodge farm Primary School
Longmeadow Primary School
Marriott's Sports Centre
Meadway Playing Field
Mossbury Primary School
Paul Mallaghan Playing Field
Peartree Park
Ridlins Playing Field
Roebuck Primary School
Shephalbury Park
Shephalbury Park Primary School
St. Nicholas Park
Stevenage Cricket Club
Stevenage Football Club Academy
Stevenage Football Club Training Ground Bragbury End
Stevenage Town RFC
The Football Akademy
The Lamex Stadium
The Nobel School
Thomas Alleyne School
Woolenwick Junior School

Indoor Bowls

Stevenage Arts and Leisure Centre

Indoor Tennis

Lister Tennis Club

Multi Use Game Areas

Marriott's Sports Centre

Barclay School

Barnwell School

Fairlands Primary School

John Henry Newman School
The Nobel School
Thomas Alleyne School

Outdoor Tennis Courts
King George V Playing Fields - disused tennis courts
Lister Tennis Club
Shephalbury Park

Sports Halls
Barnwell Sports Centre
Glaxo SmithKline
John Henry Newman School
Marriott's Sports Centre
Stevenage Arts and Leisure Centre
The Nobel School
Thomas Alleyne School

Squash
Stevenage Arts and Leisure Centre
ACTIVE4LESS (Stevenage)
Glaxo SmithKline

Swimming Pools
Stevenage Swimming Centre
David Lloyd Club (Stevenage)

Water Sports, Climbing and High Ropes
Fairlands Valley Park

Youth Provision (Open access MUGAs and Skate Parks)
Hampson Park
Bowes Lyon Hall
Peartree Park