

A fantastic opportunity for the children to handle the artefacts and learn so much through them.

Children enjoyed a very productive morning.

The children really enjoyed the session. Very well paced.

A thoroughly enjoyable workshop. The children learnt a great deal through hands on experience with a wide range of artefacts.

Thank you very much! All the children enjoyed the activities and learnt a lot especially about the clothing.

It was an excellent workshop, well organised and well equipped.

I wanted to thank you for your excellent workshop. I spoke to a couple of the parents this morning and their children had reported home how much they had enjoyed the day.

The children arrived back at school enthusing about their experience expressing the different aspects of the session.

The children thoroughly enjoyed the visit and have benefited greatly from the workshop. The role play gave pupils some insight into the formality of the Victorian approach to teaching.

Really great! Thank you. You gave our boys the opportunity to see and try things which we just couldn't offer in school.

A very helpful session. The children were really stimulated and involved.



Stevenage Museum
St George's Way
Stevenage
Hertfordshire SG1 1XX

Telephone the Education Officer: 01438 218884
Telephone the museum: 01438 218881

Fax 01438 218882

E-mail museum.education@stevenage.gov.uk
or museum@stevenage.gov.uk

Web address www.stevenage.gov.uk/museum

The Education Service	4
Stevenage Museum	4
Where we are	5
Opening times	5
Parking	5
House keeping	5
Museum Shop	5
Visiting the Galleries	6
Museum Gardens	6
Risk Assessment	6
How to book	6
Preparing for a visit	6
Free School Assemblies	7
Workshop prices	8
Workshops - Historical, Geographical and Social Understanding	9
Early Years Foundation Stage	
Victorians	10,11,12
World War II	13
World War I	14
Tudors & Stuarts	15
Egyptians	
Romans	16
Living in the 1950s	17,18
Local History Art on the Doorstep	19

Contents

THE EDUCATION SERVICE

The education officer is here to help you make the most of your visit and will ensure you add an exciting dimension to your teaching.

Visit the galleries and join in a workshop led by our Education Officer.

The Education Officer uses story-telling, role-playing, costume, object-handling and a wide range of activities to enthuse children about life in the past.

All the workshops are designed with your needs in mind. From nursery and reception through to Year 6 and beyond, the Museum has something to offer you. Most workshops can be adapted to meet any special requirements your class may have.

If you can't find exactly what you are looking for, just give the Education Officer a call to discuss your needs.

The Education Officer is Kate Johnston.

Contact her directly on: 01438 218884 or

e-mail: museum.education@stevenage.gov.uk

STEVENAGE MUSEUM

Stevenage Museum is a lively social history museum. The permanent displays travel through time telling the Story of Stevenage from the Stone Age to the present day.

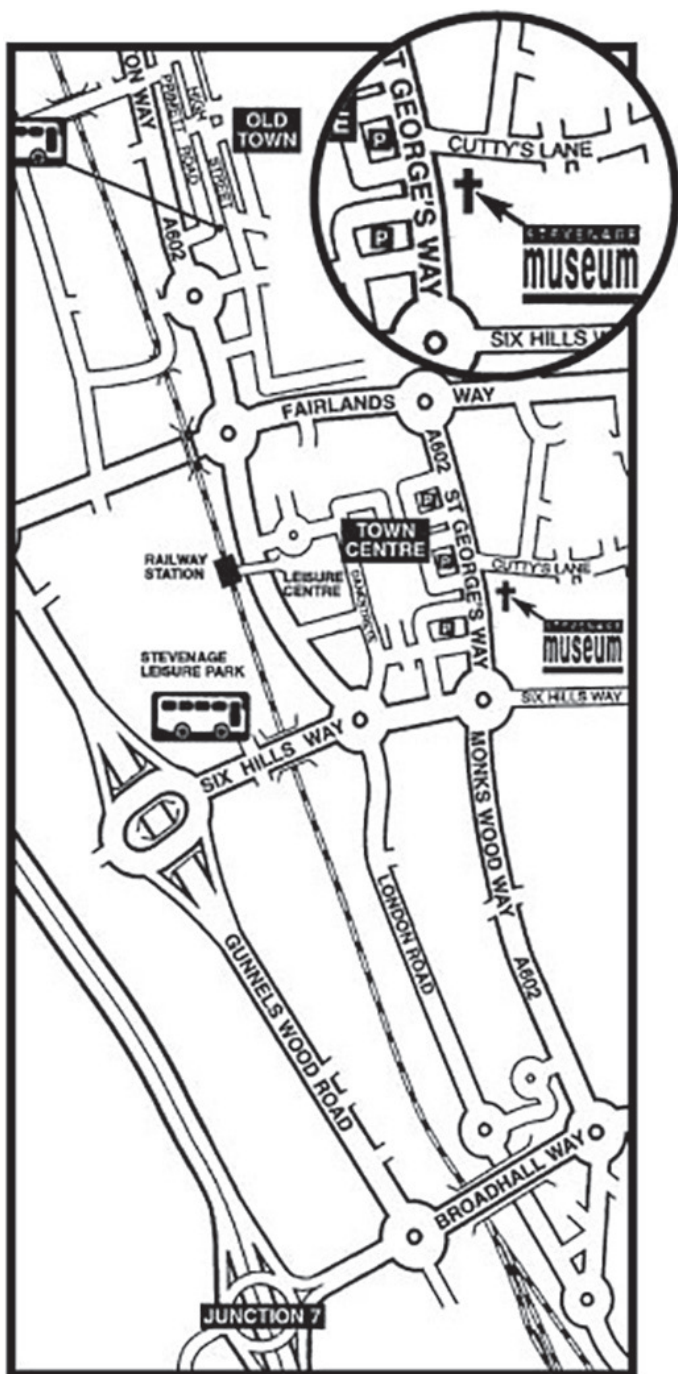
The galleries display everyday objects, photographs and stories together with plenty of hands on activities; they are a great learning resource. All our displays are on one level and easily accessible.

We also have a Special Exhibition Gallery with changing displays. Please see the Museum website for the programme.

Phone: 01438 218884

WHERE WE ARE

We are underneath St. Andrews and St. George's Church on St. George's Way.



OPENING TIMES

We are open:

Wednesday – Friday 10am - 4.30pm

Saturday 10am - 5pm

Closed on Sundays and Bank Holidays.

PARKING

There are 2 public car parks opposite the museum on St. George's Way.

The drop off point for the museum is on St. George's Way.

Coach parking is available off Stevenage High Street in the Old Town, or in the Leisure Park.

HOUSE KEEPING

The museum has male, female and a disabled toilet with baby changing facilities.

We can offer lunch room facilities, for a class size of around 35 children. Please book in advance.

We have ample cloakroom facilities.

MUSEUM SHOP

The museum has a small shop area with plenty of souvenirs and books on local topics.

We recommend that you visit in small groups of 6 children or less.

We can provide your class with pre-ordered souvenir bags if you prefer. Please let us know before you visit.

Phone: 01438 218884

VISITING THE GALLERIES

Gallery visits are not led by a member of staff unless it forms part of a workshop itinerary. We suggest:

Split your class into small groups of five or six so that they can be spread around the displays in the galleries.

Organise an adult helper to be with each group.

A selection of colourings and word searches are available from the museum shop.

Please order in advance if you require more than 10 copies. We are happy to provide you with a master to copy at school prior to your visit.

Please let us know in advance if you require clip boards and pencils.

MUSEUM GARDENS

The museum is set within a small public garden area and is suitable for your class to take a short break. The gardens are not fenced off or gated. We suggest:

Children are supervised at all times whilst using the garden.

The large grassed area to the front and left of the building is the most suitable.

This is a public garden and is not supervised by the museum, however our caretaker litter picks each morning.

RISK ASSESSMENT

A copy of our risk assessment can be found on our web site www.stevenage.gov.uk/museum and is available to download.

HOW TO BOOK

Call the Education Officer on: 01438 218884

Call the museum on: 01438 218881

E-mail: museum.education@stevenage.gov.uk

Please leave a message and we will call you back.

PREPARING FOR A VISIT

We suggest that teachers plan a preliminary visit to familiarise themselves with the museum. If available, a member of the Education Officer will be happy to meet you and answer any question you may have.

Our workshops are designed for class sizes of around 35 children and most will work in 4 groups. We will tell you on your booking form how many adult helpers are required.

Phone: 01438 218884

COSTS AND CHARGES

A visit to the galleries is free, however you will need to book your class in by calling the museum on 01438 218881.

WORKSHOP PRICES

Individual workshop price list

Choose from	Cost: Stevenage School	Cost: Non Stevenage School
Workshop at museum 1 class max. 35c	£65	£87
Workshop in School half day 2 classes max. 35c per class	£125	£170
Workshop in School whole day 3 classes max. 35c per class	£300	£350
Visit to the galleries	FREE	FREE

ANNUAL SUBSCRIPTION PACKAGE

The package is easy to use. In return for your yearly subscription you will receive 15 credits to use as you want throughout the year. You will be able to carry over a maximum of 3 credits to the next year if you choose. Subscriptions run yearly.

Subscription	Number of credits
Workshop at Museum (Weds, Thur, Fri only)	2 Credits
Workshops in School half day visit 2 classes max. 35c per class	3 Credits
Workshops in School whole day visit 3 classes max. 35c per class	5 Credits
Hire a history Loan box (2 week loan)	1 Credit + £20 deposit

The cost of a yearly subscription is: **£275 Stevenage Schools**
£350 Non Stevenage Schools

If you would like to take advantage of these savings, please complete the SUBSCRIPTION FORM at the back of this booklet and send it together with your cheque, made payable to: Stevenage Museum

Phone: 01438 218884

HISTORICAL, GEOGRAPHICAL AND SOCIAL UNDERSTANDING

All of our workshops can be adapted to meet the individual needs of your class. They include object handling, role play and lectures.

Please discuss any special requirements you may have when making your booking.

National Curriculum

To help your class get the most from your visit, our workshops have been designed to link closely to the National Curriculum as outlined below:

Essential knowledge

- 1a. how the present has been shaped by the past, through developing a sense of chronology, exploring change and continuity over time, and understanding why and where things happened.
- 1b. how and why places and environments develop, how they can be sustained and how they may change in the future.

Key Skills

- 2a. undertake investigations and enquiries, using various methods media and sources.

Cross-curricular studies

- 3c. enhancing children's historical, geographical and social understanding through making links to other areas of learning and to wider issues of interest and importance.

Breadth of Learning

- 4a1. learn about the ways people, communities, places and environments have changed over time, and how they are interconnected.
- 4d1. study the past in outline and in depth, covering different societies and periods of history from ancient times to modern day.
- 4d3. place events, people and changes within the broad chronological framework.
- 4d4. use a range of sources of information and visit historic buildings, museums, galleries and sites.

WORKSHOPS

EARLY YEARS FOUNDATION STAGE

A PEEP AT THE PAST

Suitable for

Nursery - Reception

Time

1 hour

Learning Objectives

To begin to differentiate between past and present. To use time related words in conversation. To find out about objects from the past in the context of familiar, everyday family life and routines.

Activities

Meet our 1940s housewife, who loves to play hide and seek while hanging out the washing! Children will love listening to the highly interactive presentation of the story 'Peepo!' by Allan Ahlberg using historical props and pictures. Then the children can explore life in the past through three themed areas 'Washday', 'In the Kitchen' and 'Toys'. They have the opportunity to dress up, role play, push a vintage pram and listen to records. This workshop is just what early years children need to stimulate their language development.

THE VICTORIANS

CLEANING WITH MRS PRISTINE

Suitable for

Years 1- 3

Time

1 ½ hours

Learning Objectives

To identify the key features of homes a long time ago. To recognise different household objects from the past.

Activities

Meet our maid of all work and help in some of her domestic duties while she introduces you to some of the strange objects used in homes in the early 1900s. The children will then be asked to help in a variety of tasks including laundry, ironing and carpet beating.



ROLE PLAY WORKSHOP – PLEASE COME IN COSTUME

BUTLER AND HOUSEMAIDS REQUIRED!

Suitable for

Years 4-6

Time

1 ½ hours

Learning Objectives

To learn about the way of life in a Victorian house. To learn that ways of life differed greatly across Victorian society.

Activities

The Housemaid in a Victorian house is looking to employ a new Butler, Housemaid and Laundry maid. To fill the positions children will be asked to carry out various tasks. Divided into three groups the class will undertake the role of Butler, Housemaid and Laundry Maid in tasks such as polishing, folding serviettes, laying the table, making the soap. The children will also be asked to identify certain items found around the Victorian house. They will each complete an application form for their chosen profession.

ROLE PLAY WORKSHOP – PLEASE COME IN COSTUME

WORKSHOPS

A VICTORIAN SCHOOL LESSON

Suitable for

Years 4-6

Time

1 ½ hours

Learning Objectives

To learn about the features of Victorian schooling through experiencing a reconstruction of a Victorian lesson.

Activities

Children will be taken through a Victorian lesson by the Victorian School Teacher. The lesson will include registration, tables, recitation, copperplate writing and a drill session. They will evaluate the lesson and discuss their experience.

ROLE PLAY WORKSHOP – PLEASE COME IN COSTUME



A BOX OF CHILDHOOD

Suitable for

Reception - Year 1

Time


1 ¼ hours

Learning Objectives

To learn that museum displays and objects can be used to find out about toys and childhood in the past. To identify the characteristics of old toys and new toys. To sequence objects in time.

Activities

The children will be introduced to some characters from the past and the present through photographs. They will be asked to identify objects belonging to the past and to the present. They will work in groups, use sequencing skills, handle artefacts and sort information. The characters and objects will focus on early 1900s and present day.



WORKSHOPS

GRACE DARLING – and the clothes she wore

Suitable for

Years 2

Time

1 ½ hours

Learning Objectives

To recognise similarities and differences between what people wear today and what people wore a long time ago. To use pictures, objects and costume to help them ask and answer questions about Grace Darling.

Activities



Children take part in a variety of activities designed to help them consider how and why clothes have changed and how suitable or unsuitable they have been in the past. To give a focus to the workshop the story of Grace Darling is used. Children will dress a body in a replica outfit, look at pictures showing clothes in the past and today, and identify some items used to look after clothes.

Two children will be asked to model replica Victorian Clothes.

VICTORIAN COSTUME – and clothes care

Suitable for

Years 3-6

Time

1 ½ hours

Learning Objectives

To build up a picture of clothing in the Victorian era using old and replica costumes, pictures and photographs and begin to draw conclusions about the people who used them and the lives they led.

Activities

Two children will be asked to model replica Victorian clothes of the rich in 1850. They will be dressed upwards from the undergarments. Children will identify and handle some objects that were used to look after clothes.

World War II

WORLD WAR II - evacuees

Suitable for

Years 3-6

Time

1 ½ hours

Learning Objectives

To find out about the experiences and feelings of evacuees. To learn about the effects of air raids and the causes of evacuation.

Activities

Children arrive in costume as evacuees to wartime Stevenage where they are greeted by the Museum ARP Warden or the WVS lady. They will participate in stirrup pump practice, fill in Ration cards and take part in a Gas mask practice. Through a range of activities involving World War II artefacts, children learn about life in Stevenage and what precautions have to be taken to live safely.



ROLE PLAY WORKSHOP – PLEASE COME IN COSTUME

A WORLD WAR II EXPERIENCE

Suitable for

Years 3 - 6

Time


1 ½ hours

Learning Objectives

To gain an understanding of life in the Home Front during World War II.

Activities

Through discussion, handling artefacts and costume, children will learn about the Second World War. They will investigate the contents of suitcases belonging to mystery wartime people. They will take part in a range of activities involving World War II artefacts. Children learn about life on the home front and what precautions had to be taken to live safely.



WORKSHOPS

World War I

World War I Remembrance

Suitable for

Years 2

Time

1 ¼ hours

Learning Objectives

To gain an understanding of the significance of Remembrance Day.

Activities

Children will begin by playing a game to help them consider ways people remember things. Then, through handling artefacts and costume and a simple power point presentation children will learn the story of Stevenage soldiers in WWI. They will find out how these soldiers' lives are remembered to the present day. Children will make a simple poppy to take away.

Note: This workshop is offered FREE OF CHARGE.



WORKSHOPS

TUDORS

MEET A TUDOR

Suitable for

Years 3-6

Time

1 ½ hours

Learning Objectives

To discover information by handling and observing objects. To ask questions and suggest answers. To draw conclusions about life in Tudor times from handling objects. An introduction to the Tudors through a living Tudor.

Activities

Children will be encouraged to ask questions to discover who the Tudor visitor is. They will analyse her clothes and personal belongings. Children will go on to investigate how we can uncover facts about people from their portraits. They will handle and identify a collection of Tudor replica objects



WORKSHOPS

STUARTS

THE GREAT FIRE OF LONDON

Suitable for

Years 2

Time

1 ¼ hours

Learning Objectives

To learn what an eyewitness is. To learn why the fire broke out and spread so far for so long. To learn what makes cities safer from great fires today. To learn about the part played by artists in recording the events of the Great Fire.

Activities

The children are introduced to Samuel Pepys and discuss what an eyewitness is. They explore the reasons for the fire starting and spreading through hands-on activities. Children handle replica objects, real building materials and study photographs of typical seventeenth-century houses. Children are given a basket of possessions belonging to a Stuart lady and have to decide what she should save from the fire!

ANCIENT EGYPT: A JOURNEY OF DISCOVERY

Suitable for

Years 3-5

Time

2 hours

Learning Objectives

To understand how Ancient Egyptians mummified their dead. To learn about Ancient Egyptian life and beliefs through handling of replica objects. To learn about the importance of the River Nile to Ancient Egyptians.

Activities

This workshop begins with an exciting story told by our 1920s explorer Amelia Elizabeth Peabody. The children are taken on an imaginary journey down the River Nile and through the desert to the Valley of the Kings, where they discover great treasures in the darkness of a pharaoh's tomb. This is followed by a carousel of five hands-on activities, including preparing the dead, Egyptian writing, archaeology, judging the dead and the story of Isis and Osiris. Finally, the children have to solve a puzzle to see if they can enter the Egyptian afterlife!.

NB: This workshop is a large scale presentation which needs the school hall as its venue.

ROMANS

MEET A ROMAN CITIZEN

Suitable for

Years 3-4

Time

1 ½ hours

Learning Objectives

To learn about the Roman way of life in Britain.

Activities

This workshop will take your class back to Roman times when the children, dressed in togas and tunica. They will meet a Roman woman and help her with some everyday tasks. Pupils will participate in activities including learning Roman writing, identifying replica objects and naming the rooms of a villa.

ROLE PLAY WORKSHOP – PLEASE COME IN COSTUME

WORKSHOPS

LIVING IN THE 1950s

MRS BROWN –moves to the New Town

Suitable for

Years 5-6

Time

1 ½ hours

Learning Objectives

To encourage children to consider the changes created by moving to a New Town. The development of new technology in the 1950s and the causes for some of these change since WWII.

Activities

The children will learn how Mrs Brown, a 1950s housewife, compares her life in the New Town to living in London. Children will work in groups to gather information by handling and observing objects and pictures.

DEVELOPMENT OF A NEW TOWN - short power point presentation

Suitable for

Years 4-6

Time

1 hour

Learning Objectives

To learn about the differing opinions, demands and needs involved in building a New Town. To discover the reasons behind choosing this area. To consider how the Town has changed.

Activities

Children will attend a short power point presentation that illustrates the birth of the new town from its original concept, development, oppositions and the town today.

The gallery visit to the New Town section will enhance the information from the presentation. Teachers are responsible for organising the use of their gallery time. Although there is no time limit, we suggest a gallery visit time of 30-40 minutes.

Note: This workshop is offered FREE OF CHARGE.



WORKSHOPS

NEW TOWN DEBATE

Suitable for

Years 5-6

Time

1 ¾ hours

Learning Objectives

To learn about the differing opinions, demands and needs involved in building a New Town. To discover the reasons behind choosing this area. To consider the effects on current and new Stevenage residents and how the change will impact on their lives.

Activities

Working in groups, children will represent Politicians, Old Town Residents, Town Planners and Londoners. They will research their side of the debate using information, photographs, short films and oral history recordings. They will take part in a structured debate where they will need to give information, ask and answer questions. They will take part in a vote to decide if Stevenage should have a designated New Town. The debate is followed by a short presentation on the history of the development of the New Town.

Added curriculum links

Key Skills **2c.** present and communicate findings in a range of ways and develop arguments and explanations using appropriate specialist vocabulary and techniques.

2d. consider, respond to and debate alternative viewpoints in order to take informed and responsible action.



WORKSHOPS

Local History

Art on the Doorstep

William Mitchell

Suitable for

KS2

Time

2 hours

Learning Objectives

To introduce students to the work of London born artist William Mitchell, an internationally renowned artist whose work can be found on the streets of Stevenage and around the world. He is a pioneer in the use of concrete to create large scale sculptures and art.

Activities

Students will visit 2 town centre sites close to the Museum to look at his work in situ. In small groups they will look at his use of imagery, texture and composition to create these large scale pieces.

On return to the Museum the student will be shown a short PowerPoint display about the artist before creating their own William Mitchell inspired clay sculptures to take back to school



WORKSHOPS

ANNUAL SUBSCRIPTION FORM

I wish to subscribe to Stevenage Museum's Education Service and I enclose a cheque made payable to **Stevenage Museum**

Stevenage School £275

Non Stevenage School £350

Contact name: _____

School: _____

Address: _____

Telephone: _____

E-mail: _____

My subscription shall start: __ / __ / __

