

# Covid-19 Update

Coronavirus Emergency Committee

Tuesday 2 February 2021

# UK Covid-19 Position

- Confirmed cases have continued to decrease throughout England in the last two weeks including across all Hertfordshire districts and boroughs and all our neighbouring areas.
- The 7 day rolling daily average hospital admission for Covid-19 on Sunday 24 Jan was 3,175 down from a high of 4,227 on Wednesday 9 Jan.
- The 7 day rolling daily average Coronavirus-related deaths had increased to 1,144 on the 22 Jan up from 1,000 on 8 Jan.
- The latest England 'R' rate on 29 Jan has decreased to 0.7-1.1.
- The East of England 'R' rate is slightly lower at 0.7-0.9.

*Cases, Admissions & Vaccines update daily (4pm) <https://coronavirus.data.gov.uk>*

*R rate updates every Friday afternoon [www.gov.uk/guidance/the-r-number-in-the-uk](http://www.gov.uk/guidance/the-r-number-in-the-uk)*

# Local & National Epidemiology

	Stevenage	Welwyn H	Watford	Hertsmere	Broxbourne	Dacorum	North Herts	Three River	East Herts	St Albans	Hertfordshire	London	Essex	Luton	Bedford	Central Beds	England
*provisional																	
week change	-143	-214	-110	-108	-195	-132	-247	-103	-195	-127	-1,574	-17,368	-2,469	-361	-264	-321	-68,521
23/01 - 29/01	376.8	375.5	358.3	346.9	312.5	261.0	247.8	236.8	205.7	200.7	283.2	302.4	269.1	461.9	397.6	247.4	265.8
Rate & Cases	331	462	346	364	304	404	331	221	308	298	3,369	27,099	4,007	984	689	714	149,626
week change	-127	-198	-229	-227	-203	-187	-54	-152	-175	-157	-1,709	-19,482	-2,767	-222	-258	-301	-63,501
16/01 - 22/01	539.6	549.4	472.2	449.9	513.0	346.3	432.7	347.2	335.9	286.3	415.5	496.2	434.9	631.3	549.9	358.6	387.6
Rate & Cases	474	676	456	472	499	536	578	324	503	425	4,943	44,467	6,476	1,345	953	1,035	218,147
week change	-171	-240	-225	-293	-509	-278	-158	-239	-358	-313	-2,784	-30,602	-6,191	-524	-438	-341	-89,600
09/01 - 15/01	684.2	710.3	709.3	666.2	721.6	467.2	473.2	510.1	452.8	392.0	559.2	713.6	620.7	735.5	698.8	462.8	500.4
Rate & Cases	601	874	685	699	702	723	632	476	678	582	6,652	63,949	9,243	1,567	1,211	1,336	281,648
week change	50	132	-66	-96	-152	-80	138	-194	-102	-231	-601	2,593	-1,375	453	110	-181	41,753
02/01 - 08/01	878.8	905.4	942.3	945.5	1,244.9	646.8	591.5	766.2	691.8	602.9	793.3	1,055.0	1,036.4	981.5	951.6	581.0	659.6
Rate & Cases	772	1,114	910	992	1,211	1,001	790	715	1,036	895	9,436	94,551	15,434	2,091	1,649	1,677	371,248
26/12 - 01/01	821.9	798.1	1,010.6	1,037.0	1,401.1	698.5	488.1	974.0	759.9	758.5	843.8	1,026.1	1,128.7	768.8	888.1	643.7	585.4
Rate & Cases	722	982	976	1,088	1,363	1,081	652	909	1,138	1,126	10,037	91,958	16,809	1,638	1,539	1,858	329,495
19/12 - 25/12	512.3	491.7	795.2	899.7	1,071.1	512.4	341.4	791.9	538.9	543.6	623.0	766.1	806.6	497.1	612.8	467.7	378.9
Rate & Cases	450	605	768	944	1,042	793	456	739	807	807	7,411	68,660	12,012	1,059	1,062	1,350	213,291
week change	196	187	189	339	315	180	174	271	259	337	2,447	31,171	5,831	784	328	462	73,229
12/12 - 18/12	358.6	302.3	507.4	602.4	841.9	320.5	252.3	506.8	347.9	373.9	421.2	648.8	730.8	500.3	414.9	405.0	327.5
Rate & Cases	315	372	490	632	819	496	337	473	521	555	5,010	58,144	10,883	1,066	719	1,169	184,356
week change	16	43	127	131	266	141	28	80	39	45	916	10,388	2,409	131	174	408	25,534
05/12 - 11/12	135.5	150.4	311.7	279.3	518.1	204.2	122.0	216.5	175.0	146.8	215.5	301.0	339.2	317.8	225.6	244.9	197.4
Rate & Cases	119	185	301	293	504	316	163	202	262	218	2,563	26,973	5,052	677	391	707	111,127

# Stevenage confirmed cases by MSOA

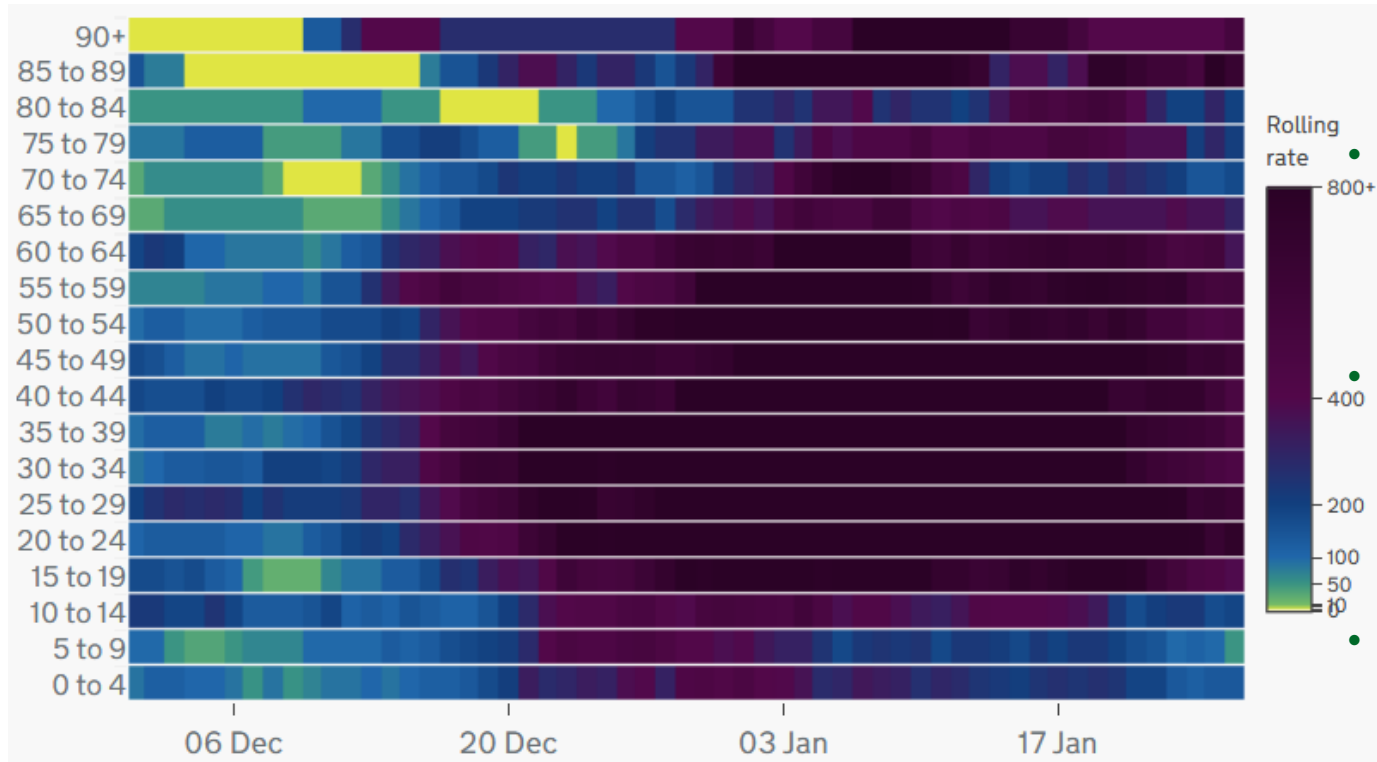
[https://hcc-phei.shinyapps.io/covid19\\_public\\_dashboard](https://hcc-phei.shinyapps.io/covid19_public_dashboard)

	Symonds Green	St Nicholas	Shephall	Bedwell	Bandley Hill	Roebuck	Woodfield + Old Town	Pin Green + Old Town	Chells	Manor	Longmeadow	Martins Wood	Stevenage
16/12 - 26/01 (6 weeks) <b>Average</b> Rate & Total Cases	749.7 271	735.0 337	700.3 268	689.3 329	679.6 272	645.2 268	625.3 461	606.3 320	599.1 245	569.4 210	557.2 196	538.9 205	641.7 3,382
20/01 - 26/01 Rate & Cases	431.5 26	575.8 44	329.3 21	427.4 34	404.7 27	505.6 35	439.5 54	420.6 37	264.1 18	390.4 24	290.0 17	347.0 22	408.7 359
13/01 - 19/01 Rate & Cases	580.9 35	667.4 51	501.7 32	741.7 59	974.4 65	895.6 62	618.5 76	545.6 48	660.2 45	764.6 47	511.7 30	504.7 32	662.5 582
06/01 - 12/01 Rate & Cases	630.7 38	732.8 56	752.6 48	892.5 71	779.5 52	794.5 55	659.2 81	682.1 60	601.5 41	650.7 40	631.1 37	599.4 38	702.4 617
30/12 - 05/01 Rate & Cases	1,593.4 96	1059.9 81	799.6 51	1005.7 80	809.5 54	751.1 52	699.9 86	898.0 79	983.0 67	585.7 36	597.0 35	725.6 46	868.6 763
23/12 - 29/12 Rate & Cases	879.7 53	837.5 64	862.3 55	704.0 56	554.6 37	534.5 37	708.0 87	647.9 57	674.9 46	618.2 38	869.9 51	489.0 31	696.7 612
16/12 - 22/12 Rate & Cases	381.7 23	536.5 41	956.4 61	364.6 29	554.6 37	390.0 27	626.6 77	443.3 39	410.8 28	406.7 25	443.5 26	567.8 36	511.1 449

- Confirmed cases across Stevenage continue to decrease.
- For the first time in the last six weeks, all MSOAs have seen a decrease in their cases
- The case rate in Symonds Green continues to decrease from a high of 1,593.4 down to below 450.
- In the last week, the case rate range has reduced to a low of 264.1 in Chells to a high of 575.8 in St Nicholas. A much lower spread than previous weeks.
- In the last 6 weeks, average case rate per week is still well spread across the town, from a low of 538.9 in Martins Wood to a high of 749.7 in Symonds Green.

# Stevenage confirmed cases by Age

<https://coronavirus.data.gov.uk/details/cases?areaType=lla&areaName=Stevenage>



- This heat graph shows rate by 5 year age group from the start of December through to 26 January.
- We can see that case rates have started to decrease in most age groups, with case rates from 0-14 significantly declining.
- Cases remain highest in the 25-39 age groups. Although these too are declining they remain well above the numbers from Summer/Early Autumn.
- Unfortunately we continue to see high case rates in the 85+ groups, although these have declined to around 650 from a high of over 1,200.


# Hertfordshire Covid-19 Related Deaths

[www.ons.gov.uk/peoplepopulationandcommunity/healthandsocialcare/causesofdeath/datasets/deathregistrationsandoccurrencesbylocalauthorityandhealthboard](https://www.ons.gov.uk/peoplepopulationandcommunity/healthandsocialcare/causesofdeath/datasets/deathregistrationsandoccurrencesbylocalauthorityandhealthboard)

Week	Hertsmere	Watford	Three Rivers	St Albans	Broxbourne	Dacorum	Welwyn Hatfield	North Hertfordshire	East Hertfordshire	Stevenage	Total
Total 11 weeks	<b>67</b>	<b>53</b>	<b>75</b>	<b>101</b>	<b>75</b>	<b>96</b>	<b>53</b>	<b>67</b>	<b>67</b>	<b>34</b>	<b>688</b>
09/01 - 15/01	14	14	17	22	21	28	18	26	19	6	185
02/01 - 08/01	21	12	19	21	15	19	17	18	11	7	160
26/12 - 01/01	6	8	8	11	9	17	5	5	4	5	78
19/12 - 25/12	7	4	7	17	9	9	5	6	13	3	80
12/12 - 18/12	3	3	4	3	2	7	2	2	3	4	33
05/12 - 11/12	1	2	5	5	3	3	0	2	1	4	26
28/11 - 04/12	2	2	2	6	6	5	0	3	6	2	34
21/11 - 27/11	3	1	5	6	1	1	5	2	6	1	31
14/11 - 20/11	3	3	7	7	1	4	1	1	3	1	31
07/11 - 13/11	4	2	1	3	6	1	0	1	0	0	18
31/10 - 6/11	3	2	0	0	2	2	0	1	1	1	12
Rate per 100,000	247.8	195.7	182.2	167.1	161.4	150.6	135.7	125.0	113.5	108.1	117.2
<b>Total</b>	<b>260</b>	<b>189</b>	<b>170</b>	<b>248</b>	<b>157</b>	<b>233</b>	<b>167</b>	<b>167</b>	<b>170</b>	<b>95</b>	<b>1,291</b>

- Sadly, deaths throughout Hertfordshire remain high in the latest reporting week.
- This includes a further 6 Stevenage residents, bringing the total for the town to 95 and a rate per 100,000 of 108.1, which is still the lowest in the county.
- Stevenage is now the only district/borough in Hertfordshire reporting weekly deaths in single figures.

# Hertfordshire Covid-19 Care Home Deaths

North East	Broxbourne		East Hertfordshire		North Hertfordshire		Stevenage 		Welwyn Hatfield		North East Herts	
	Carehomes	Total	Carehomes	Total	Carehomes	Total	Carehomes	Total	Carehomes	Total	Carehomes	Total
Week	1	21	7	19	13	26	3	6	3	18	27	90
	4.8%		36.8%		50.0%		50.0%		16.7%		30.0%	
6 Week Average	1	59	9	51	20	59	4	29	12	47	46	245
	1.7%		17.6%		33.9%		13.8%		25.5%		18.8%	
All Pandemic	18	157	43	170	62	167	31	95	44	167	198	756
	11.5%		25.3%		37.1%		32.6%		26.3%		26.2%	
South West	Dacorum		Hertsmere		St Albans		Three Rivers		Watford		South West Herts	
	Carehomes	Total	Carehomes	Total	Carehomes	Total	Carehomes	Total	Carehomes	Total	Carehomes	Total
Week	3	28	0	14	7	22	6	17	2	14	18	95
	10.7%		0.0%		31.8%		35.3%		14.3%		18.9%	
6 Week Average	9	83	0	52	11	79	14	60	6	43	40	317
	10.8%		0.0%		13.9%		23.3%		14.0%		12.6%	
All Pandemic	33	233	46	260	57	248	32	170	37	189	205	1100
	14.2%		17.7%		23.0%		18.8%		19.6%		18.6%	

	Hertfordshire	
	Carehomes	Total
Week	45	185
	24.3%	
6 Week Average	86	562
	15.3%	
All Pandemic	403	1856
	21.7%	

# Covid-19 Patients admitted to hospital

Healthcare in [United Kingdom](#) ▾

## Patients admitted

Latest daily  
**3,039**

Total  
**390,036**

## Patients in hospital

Latest available  
**34,783**

## Patients on ventilation

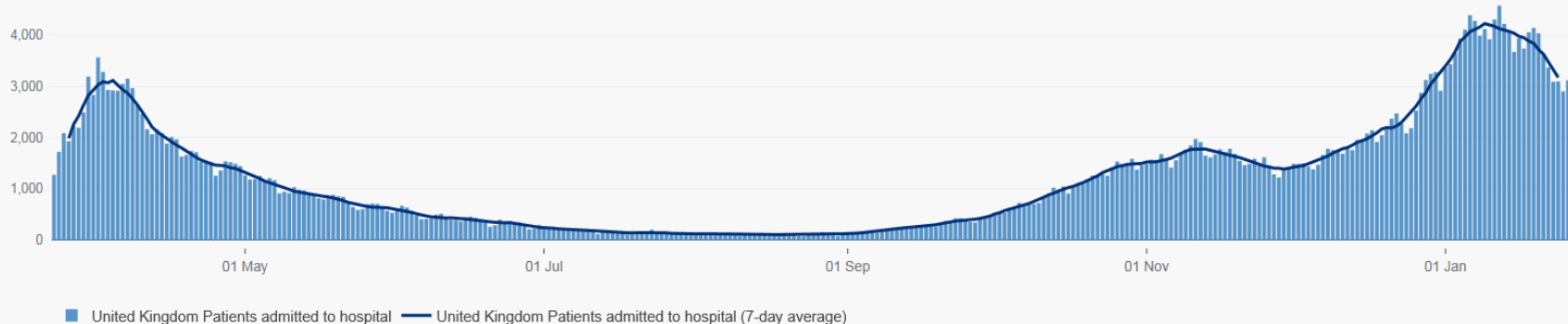
Latest available  
**3,832**

## Patients admitted to hospital

UK total  By nation

Daily and cumulative numbers of COVID-19 patients admitted to hospital. Data are not updated every day by all four nations and the figures are not comparable as Wales include suspected COVID-19 patients while the other nations include only confirmed cases.

[Daily](#) [Cumulative](#) [Data](#) [About](#)



<https://coronavirus.data.gov.uk/details/healthcare>



# Vaccinations Update

## Provisional Vaccination Figures by Region – 30<sup>th</sup> January

Region of Residence	1st dose	2nd dose	Cumulative Total Doses to Date
<b>Total</b>	7,792,996	458,150	8,251,146
East Of England	952,503	55,223	1,007,726
London	890,877	59,155	950,032
Midlands	1,464,102	69,597	1,533,699
North East And Yorkshire	1,232,791	73,564	1,306,355
North West	1,082,859	66,109	1,148,968
South East	1,232,640	79,146	1,311,786
South West	891,910	55,037	946,947

- UK remains on track to vaccinate first four cohorts by 15th February.
- A further 32 large scale vaccination centres opened in the UK last week
- New social media materials on vaccinations to help combat anti vaccine messages
- The Novavax vaccine, which has just finished Stage 3 trials, shows 89% efficacy and is shown to be effective against the new variant in the UK. The UK has secured 60 million doses of this vaccine. Awaiting approval from the MHRA.

# Hertfordshire Vaccination Update

- Hertfordshire and West Essex Sustainability and Transformation Partnership (STP) Area – Cumulative doses to 24<sup>th</sup> January = 169,792 (1<sup>st</sup> dose = 152,696 / 2<sup>nd</sup> dose = 17,096). 82.6% of 80+ have received their 1<sup>st</sup> dose
- All 23 GP-led sites in Hertfordshire now open
- Regional vaccination centre in Stevenage open 7 days per week and vaccinating approximately 1100 people a day
- 2<sup>nd</sup> Mass Vaccination Centre has opened in Bishops Stortford and two just outside Hertfordshire in Essex and Luton
- Vaccination eligibility criteria for frontline social care workers has now been published and eligible staff put forward by HCC and other Districts/Boroughs authorities
- Plans being made to take vaccinations to people aged 80 and over who are housebound
- Covid Information Champions to deliver key vaccines messages to local communities

# National Update

- Government to set out a plan on how the lockdown could be eased and the criteria involved
- UK nationals returning from 'red list' countries are now required to quarantine in hotels
- Schools not to reopen to all students until 8th March at the earliest
- PHE have decided to temporarily suspend the requirement for confirmatory PCR tests for positive Lateral Flow tests whilst prevalence is very high nationally.
- Government has published guidance for councils and adult social care providers on the £120 Million Workforce Capacity Fund
- MHCLG – updated guidance for owners and operators of playgrounds and outdoor gyms

# South African Variant

Coronavirus alert for residents in the EN10 area of Broxbourne



There has been an isolated number of confirmed cases of the South African variant in your local area

**Tweet**

 Hertfordshire County Council @hertscc

We are urging all adult residents in the EN10 area of #Broxbourne to play their part in a national testing programme to identify and contain the South African variant of COVID-19. Read more information here: [hertfordshire.gov.uk/en10](https://hertfordshire.gov.uk/en10)



Broxbourne Council and 2 others

13:12 · 01/02/2021 · [Twitter Web App](#)

39 Retweets 6 Quote Tweets 27 Likes

# Outbreak Management

- Most common exposures are still showing as shopping and healthcare
- Contact tracing demand remains high
- Some issues with data received from NHS T&T
- New HCC case management system go-live now end of February
- Community testing 'pop up' sites and roving vehicles are now operating across the County for those without symptoms with results in 45 mins



# Compliance and enforcement



- Continued focus on supermarkets as common exposure
- County retail accreditation scheme
- Forward plan for next 6 months with Director of Public House
- Recognition by MHCLG of ongoing pressure on Regulatory Services

# Community and Housing

- Herts Help – demand is now double – pre-lockdown. Over 1,200 outbound calls made last week to CEV's in need of support
- Assisting HCC to identify vulnerable Stevenage households through revenues and benefits data entitled to support through the Covid Winter Support grant
- The NHS are awarding small grants to VCS organisations to assist older people
- A new service providing 24/7 support for social care, healthy and voluntary sector staff called 'Here for you' was launched last week by HCC
- SLL have submitted a further bid to Round 2 of the Cultural Recovery Fund for the Theatre. Awaiting to hear the outcome of the National Leisure Recovery Fund
- 184 households currently in Emergency, Temporary and B&B accommodation as at 25 January 2021
- Housing Rent Arrears totalled £1,071,000 on 25 January
- Court action delayed until 21 February 2021

# National Economic Update

- Unemployment rate 5.0% (Sept to Nov 2020)
- Inflation 0.8%
- UK GDP grown 15.5% Q3
- Production output rose by 0.5% between Aug and Sep 2020, all sectors showing growth.
- Manufacturing rose by 0.2%, electricity and gas rose by 0.4%, mining and quarrying rose by 1.3%, and water supply rose by 1.7%.
- monthly increase of 0.2% in manufacturing output was led by manufacturing of transport equipment; 10 of the 13 subsectors displayed upward contributions.
- Dec 2020, retail sales increased by 0.3% when compared with Nov 2020; resulting in an increase of 2.7% when compared with February's pre-lockdown level.
- In 2020 quantity bought decreased by 1.9% when compared with 2019, the largest year-on-year fall on record.



# Claimant Count - March to December 2020

Month	Stevenage (Level)	Stevenage (%)	Hertfordshire (Level)	Hertfordshire (%)	East (%)	Great Britain (%)
Mar-20	1,435	2.6	14,370	1.9	2.4	3.1
Apr-20	2,590	4.6	25,795	3.5	4.1	5.1
May-20	3,575	6.4	38,550	5.2	5.7	6.4
Jun-20	3,290	5.9	36,350	4.9	5.4	6.2
Jul-20	3,365	6	37,370	5.1	5.5	6.4
Aug-20	3,410	6.1	38,390	5.2	5.6	6.5
Sep-20	3,400	6.1	38,045	5.1	5.6	6.4
Oct-20	3,235	5.8	36,410	4.9	5.3	6.2
Nov- 20	3,260	5.8	37,495	5.1	5.4	6.3
Dec-20	3,240	5.8	37,095	5.0	4.6	5.1

Source:ONS

# National Update – Labour Market Data

- Estimated employment rate 75.2%; 1.1% on same period previous year
- Est. Sep to Nov 2020 32.5m 16 years and over in employment, 398,000 fewer than a year earlier
- 3 months to November 2020, redundancy rate reached a record high of 14.2 per thousand
- largest annual increase in unemployment for those who previously employed in accommodation and food services
- Sept to Nov 2020, highest unemployment for those previously employed in wholesale, retail and repair of motor vehicles, at 209,000
- Est Sep to Nov 2020 that 8.59m of 16 to 64 year olds not in the labour force (economically inactive), 87,000 more than a year earlier
- Redundancy rate was highest for those aged 25 to 34 years
- Est. Dec 2020 pay rolled employees fell by 2.7% compared with Dec 2019, fall of 793,000 employees; since Feb 2020, 828,000 fewer people in pay rolled employment
- Est. 578,000 vacancies Oct to Dec 2020; 224,000 fewer than a year ago
- Growth in average total pay (including bonuses) among employees for Sept to Nov 2020 increased to 3.6%, and growth in regular pay (excluding bonuses) also increased to 3.6%

# Business Funding Support

- **Furlough Scheme Extended** until April 2021
- **Get Growing 2** – SMEs that have potential to grow, can access up to £5K
- **Tax Support – Time to Pay** - all businesses and self-employed people in financial distress may be eligible to receive support with their tax affairs through HMRC's Time To Pay Service.
- **Low Carbon Workspaces** – Match-funded grants of up to £5K to support business upgrade equipment to cut carbon emission
- **Future Fund** - support for innovative companies in science, innovation and technology – extended until Mar 2021

# Business Funding Support

## LRSB (OPEN)

- Grant Funding to support businesses open during 2.12.20 to 18.12.2020 and 19.12 onwards - LIVE

## LRSB (CLOSED) 2.12.20 to 15.12.20 & 19.12.20 to 4.1.2021

- Businesses Mandated to close – Funding being administered

## Top – up one of payments announced by Chancellor

- £4-£9K to businesses Retail, Hospitality and Leisure

**ARG** – 2<sup>nd</sup> Tranche to be available soon to support businesses not mandated to close

Employment support for those facing Redundancy

<https://www.stevenage.gov.uk/business-and-licensing/covid-19-support-for-businesses/redundancy-support>

Growth Hub's COVID-19 Business Resource Page

<https://r1.dotdigital-pages.com/p/4OQI-9KW/hgh-covid19>

# Grants Summary

COVID related grants and payments	Paid /passed for payment	Grant numbers
<b>Business:</b>		
LRSB Addendum 5.11.20-2.12.20	£505,454	295
LRSB Addendum 19.12.20 to 4.1.21 (17 days)	£284,211	274
LRSB Addendum 5.1.21 6 week payment	£711,669	277
LRSB SECTOR	-£2,714	1
ARG	£126,500	147
WET PUBS	£10,000	10
LRSB OPEN	£16,414	25
Closed Business Lockdown payment	£1,423,000	277
One off lock down grant	£11,847,500	938
<b>Total Business payments</b>	<b>£14,922,034</b>	<b>2,244</b>
<b>Residents:</b>		
Track and Trace	£33,500	67
Hardship Fund	£529,330	4344
<b>Total Resident payments</b>	<b>£562,830</b>	<b>4,411</b>
<b>GRAND TOTAL</b>	<b>£15,484,864</b>	<b>6,655</b>

- More than 4,000 residents will now be able to claim for discretionary £500 self-isolation payments after a £2million investment was approved by the Health Protection Board.

# Continuity, wellbeing and resilience

## Oversight

- Continued focus on resource levels for key services, redeployment to priority areas and support for the overall incident management arrangements such as vaccination efforts
- Continued challenges to parts of the organisation, for example with increased absences in waste; housing options and independent living; and environmental health such as contact tracing
- Those employed in 'social care' qualified roles have been identified to be incorporated as eligible in the vaccination programme
- Signposting and encouraging staff to make use of the testing facilities for frontline workers. Tailored testing arrangements in place for Supported Housing Scheme residents and staff

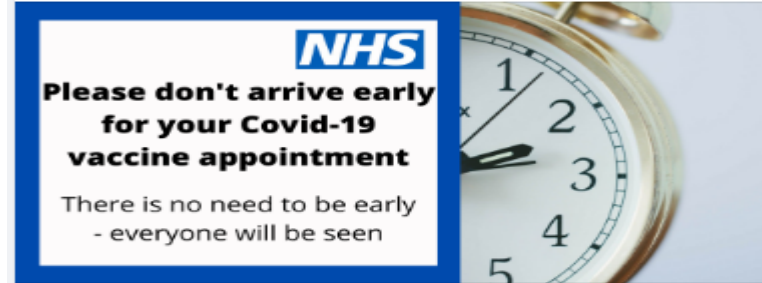
## Wellbeing and resilience

- Mental health 'Time to Talk' programme of events taking place this week
- Support is available via the Employee Assistance Programme, a resilience, mental health and wellbeing support package, counselling and dedicated bereavement support

# Communications update

- #StaySafeStevenage Campaign ongoing - digital/online/print
- Focus on **Stay at Home / Lockdown** messages
- Supporting vaccination rollout programme
- Digital screens/boards: In progress following Director of Public Health support and approval
- Frequently Asked Questions updated and shared on the council's website
- CEC presentations shared on the council's website

If you have a Covid-19 vaccine appointment please arrive on site at the time specified, not before. Don't worry, everyone who has an appointment will be seen.



4,754  
People reached

669  
Engagements

Boost Post

42

8 comments 21 shares



Covid Vaccination